

# ***GENERAL PURPOSE ENGINE***

**GX670  
GX670  
[PROPANE ENGINE]**

**PARTS CATALOGUE**

**4**



GX670

---

FOREWORD INDEX

**1**

---

ENGINE GROUP

**2**

---

PART NUMBER INDEX

**3**

---

PART NAME INDEX

**4**

---



**Instruction for use of parts catalogue**

- **This parts catalogue was prepared based on the latest information available as of September 20, 2005.**
- See the parts catalogue news for any revision that is made after September 20, 2005.
- **Always specify the part number when ordering a part.**
- Check the model, type, serial numbers, color, maker, and the size as needed before ordering a part.
- Note that the illustrations (part drawings) can differ from the actual parts in shape. They are given just to help you to refer to the parts.
- **When modifications or additions to this parts catalogue are made, a revised edition will be issued at an appropriate time, with successively progressing revision numbers on the cover. We recommend obtaining such revisions in order to keep your parts catalogue up-to-date at all times. To check whether a parts catalogue revision has been issued, please contact your Honda distributor.**

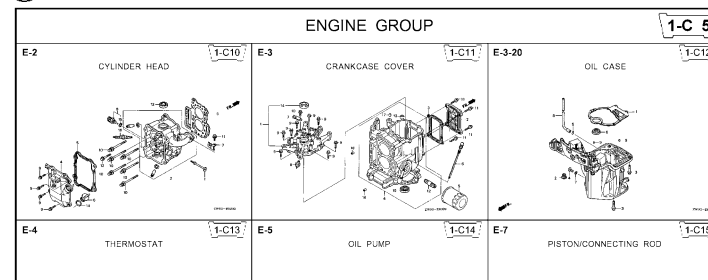
Initial version issue date **January 10, 2000**  
**Honda Motor Co., Ltd.**

**CONTENTS**

	Page	Address No.	
● Instruction for use of parts catalogue .....	1	B 1	<b>1</b>
● How to refer to the part information .....	2	B 2	
● Part catalogue structure .....	3	B 3	
● When the parts were revised .....	4	B 4	
● Abbreviations used in the parts catalogue .....	4	B 4	
● How to check the part block and serial numbers .....	5	B 5	
● Models, parts catalogue codes and applicable serial numbers .....	6	B 6	
● Features of each type .....	8	B 8	
● Fuel hose, general purpose hoses and vinyl hose .....	10	B10	
● FLAT RATE SERVICE TIME .....	11	B11	
● Illustrated index .....	16	B16	
● ENGINE GROUP .....	20	D 1	<b>2</b>
● PART NO. INDEX .....	84	H 1	<b>3</b>
● PART NAME INDEX .....	87	I 1	<b>4</b>

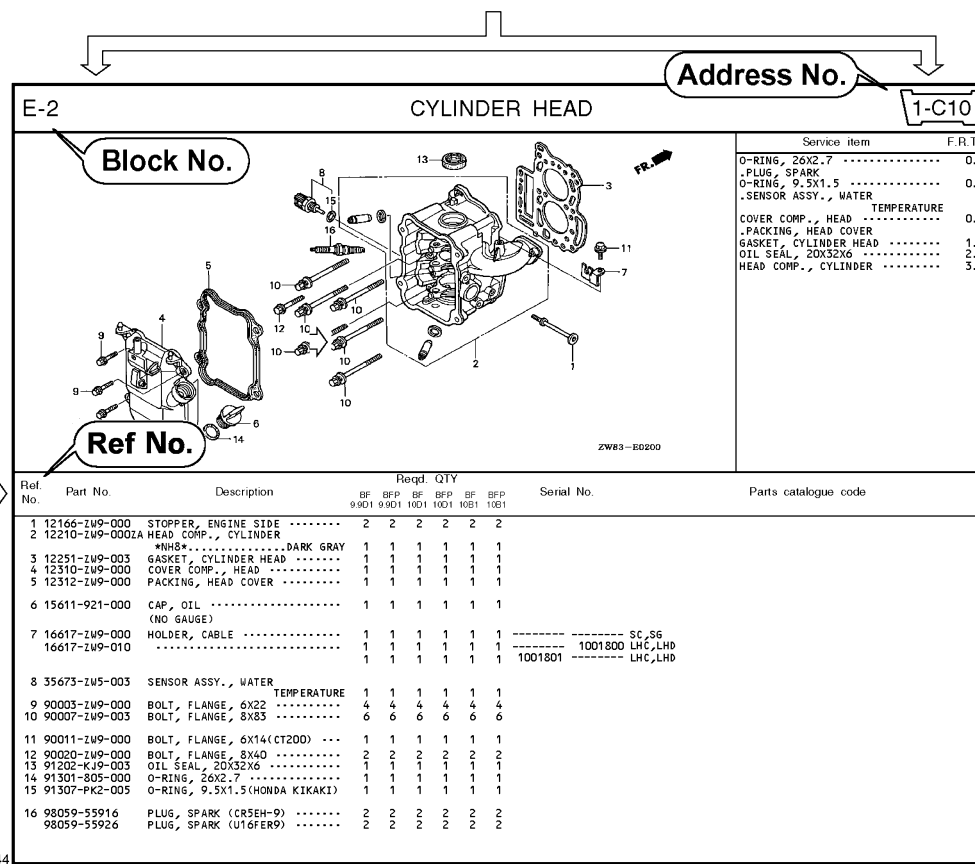
How to refer to the part information

A Reference with "Illustrated index"



B Reference with "Part number index"

PART NO. INDEX					
Part Number	Address	Page	Rel.	Part Number	Address Page
06000				15212-ZW9-000	1-C14 3C
06316-ZW9-000	1-69	88	1	15220-ZW9-003	1-C14 3C
11000				15332-ZW9-000	1-E8 55
11300-ZW9-405	1-C11	27	1	15332-ZW9-A30	1-E11 5E
11300-ZW9-406	1-C11	27	1	15400-PFB-004	1-C11 27
11340-ZW9-000	1-C11	27	2	15422-ZW9-000	1-C14 3C
11342-ZW9-000	1-C11	27	3	15473-881-000	1-C14 3C
11381-ZW9-003	1-C12	28	1	15474-ZW9-000	1-C14 3C
				15611-921-000	1-C10 2E
				15655-ZW9-000	1-C11 27
				16000	
12000				16010-ZV4-005	1-D4 3E
12000-ZW9-405ZA	1-C11	27	4	16011-ZV4-005	1-D4 3E
12155-ZV4-A00	1-C13	29	1	16013-ZW9-003	1-D4 3E
12166-ZW9-000	1-C10	26	1	16016-ZW9-003	1-D4 3E
12209-GB4-681	1-C16	32	1	16016-ZW9-721	1-D4 3E
12210-ZW9-405ZA	1-C10	26	2	16023-ZW9-003	1-D4 3E
12216-ZE2-300	1-E8	55	1	16024-ZV4-650	1-D4 3E
	1-E11	58	1	16028-ZV4-650	1-D4 3E



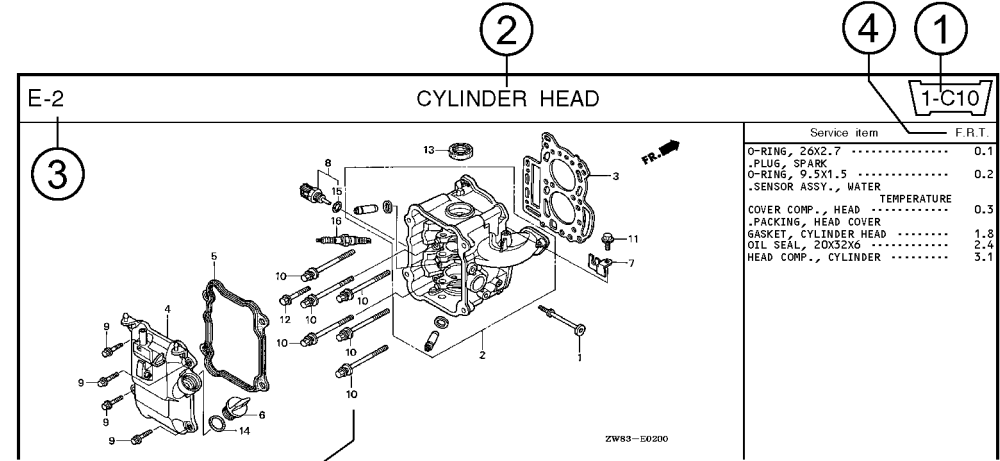
C Reference with "Part name index"

PART NAME INDEX					
Part name	Address	Page	Ref.		
[ A ]				BOLT,	
ABSORBER , FUEL	1-E15	62	5	BOLT,	
ARMATURE COMP.	1-D11	43	7	BOLT,	
ARM COMP. , LINK JOINT	1-G6	85	18	BOLT,	
ARM COMP. , SHIFT LINK	1-G6	85	14	BOLT,	
ARM COMP. , TILT	1-F15	79	20		
ARM , FUEL PUMP ROCKER	1-C16	32	4		
ARM , REVERSE LOCK	1-F15	79	18		
ARM , SHIFT LINK	1-F11	74	7		
ARM , STOPPER	1-D1	33	12	BOLT,	
ARM , THROTTLE REMOTE	1-F11	74	6		
ARM , VALVE ROCKER	1-C16	32	3		
[ B ]					
BAG , TOOL , 160MM	1-G5	84	10		
BAND	1-G6	86	37		
BAND B1 , WIRE	1-F6	69	1		
BAND , CORD	1-F3	67	18	BOLT,	
BAND , TUBE CLIP , 11MM	1-E15	63	20		
BAND , TUBE CLIP , 12.5MM	1-E15	63	19	BOLT,	

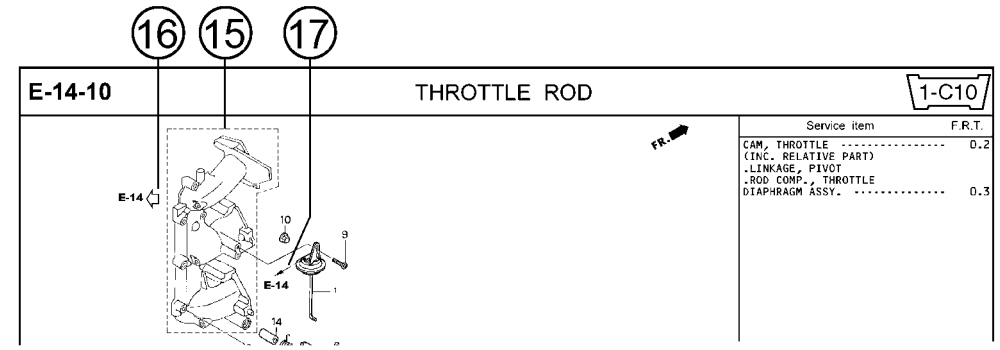
Page No.

2000.09.20 E

**Part catalogue structure**



Ref. No.	Part No.	Description	Reqd. QTY						Serial No.	Parts catalogue code
			BF 9/901	BFP 9/901	BF 1001	BFP 1001	BF 1081	BFP 1081		
1	12166-zw9-000	STOPPER, ENGINE SIDE	2	2	2	2	2			
2	12210-zw9-000ZA	HEAD COMP., CYLINDER *NH8* ..... DARK GRAY	1	1	1	1	1			
3	12251-zw9-003	GASKET, CYLINDER HEAD	1	1	1	1	1			
4	12310-zw9-000	COVER COMP., HEAD	1	1	1	1	1			
5	12312-zw9-000	PACKING, HEAD COVER	1	1	1	1	1			
6	15611-921-000	CAP, OIL (NO GAUGE)	1	1	1	1	1			
7	16617-zw9-000	HOLDER, CABLE	1	1	1	1	1	----- SC,S6		
	16617-zw9-010		1	1	1	1	1	----- 1001800 LHC,LHD		



- ① **Address number**
  - Address No. is provided (in place of the page No.) to help you refer to the part with the part No. or part name.
- ② **Block title** ③ **Block number**
- ④ **Service item/Flat rate time**
- ⑤ **Reference number**
  - Title number marked with the parenthesis or parentheses indicates that it continues from the previous page.
- ⑥ **Part number** ⑦ **Honda color code**
- ⑧ **Description**
- ⑨ **Assemblies**
  - Sections framed with broken lines in the exploded view drawings are available as complete assemblies. (Their individual parts can also be obtained.)
- ⑩ **Color description**
- ⑪ **Note**
  - Notes are shown with the parentheses in the part name column.
- ⑫ **Required quantity**
  - Required QTY shown in the parenthesis or parentheses indicates the optional part.
  - Required QTY marked with "N" Indicates the optional part that should be selected as needed.
  - Required QTY indicates the number of the part used in the block.
- ⑬ **Serial number**
- ⑭ **Type**
  - When the type column is blank, it indicates that the part is applicable to all types.
  - As the type of the actual unit may differ from the "parts catalogue, type" please refer to "Models, types and applicable serial numbers" for confirmation.
- ⑮ **[Dotted line]**
  - Parts enclosed within a dotted line [ ] are covered in a different block.
- ⑯ **[Hollow arrow]**
  - A hollow arrow [ ] indicates the block No. for the parts enclosed within a dotted line [ ] .
- ⑰ **[Solid arrow]**
  - A solid arrow [ ] indicates the block No. the part in question is connected to.

When the parts were revised

Abbreviations used in the parts catalogue

1



Be sure to check the serial number!!



Ref. No.	Part No.	Description	Reqd. QTY						Serial No.
			BF 99D1	BFP 9.9D1	BF 10D1	BFP 10D1	BF 10B1	BFP 10B1	
1	12166-ZW9-000	STOPPER, ENGINE SIDE .....	2	2	2	2	2	2	
2	12210-ZW9-000ZA	HEAD COMP., CYLINDER *NH8*.....DARK GRAY	1	1	1	1	1	1	
3	12251-ZW9-003	GASKET, CYLINDER HEAD .....	1	1	1	1	1	1	
4	12310-ZW9-000	COVER COMP., HEAD .....	1	1	1	1	1	1	
5	12312-ZW9-000	PACKING, HEAD COVER .....	1	1	1	1	1	1	
6	15611-921-000	CAP, OIL (NO GAUGE) .....	1	1	1	1	1	1	
7	16617-ZW9-000	HOLDER, CABLE (###).....	1	1	1	1	1	1	SC, SG LHC, LHD LHC, LHD
	16617-ZW9-010	.....	1	1	1	1	1	1	

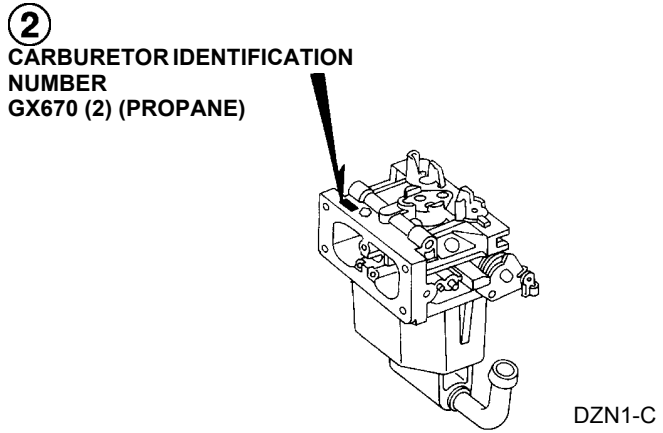
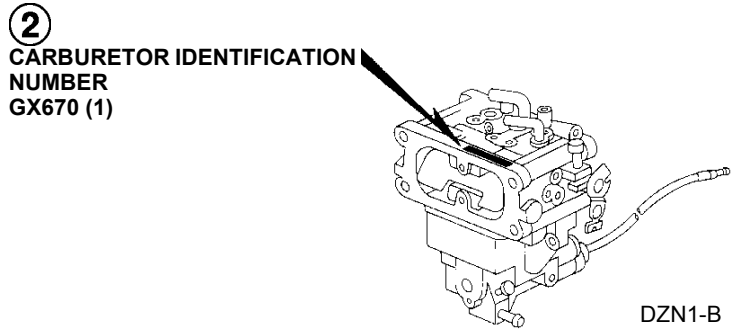
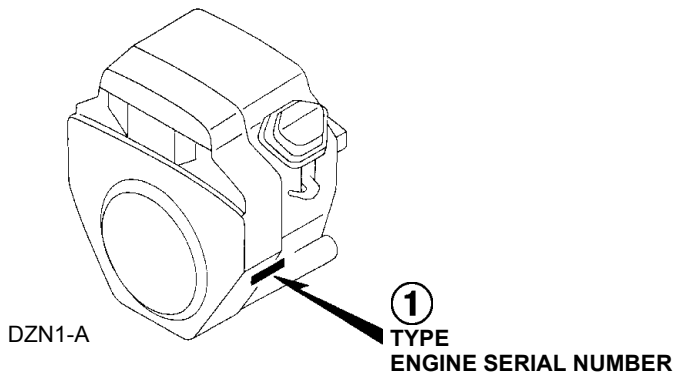
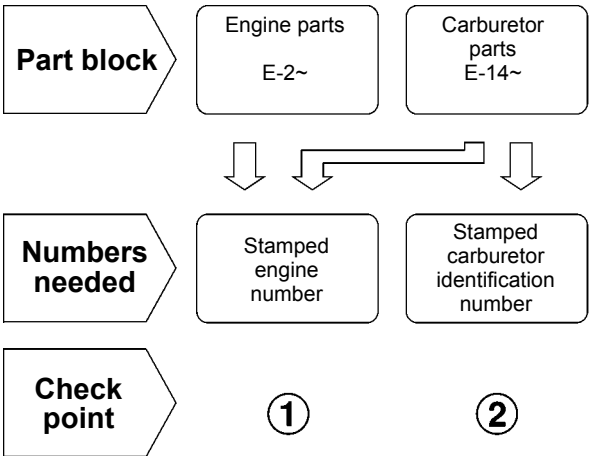
The number has been used from the initial model without revision. When shown at the left side, it is applicable to the models of No.1001801 and the subsequent numbers. When shown at the right side, it is applicable to the models up to No.1001800.

• The parts listed with "###" at the end of the parts name have limited supply period (parts not for sale).

• The following abbreviations are used in the parts name column.

- A ..... Ampere
- A.C. .... Alternating current
- ASSY. .... Assembly
- AT. .... Automatic transmission
- C.D.I. .... Capacitive discharge ignition
- COMP. ... Complete
- D.C. .... Direct current
- EX. .... Exhaust
- G.F.C.I ... Ground fault circuit interruptor
- HEX. .... Hexagonal
- H.S.T. .... Hydrostatic transmission
- FR. ....Front
- IN. ....Inlet
- L (100L) .Link (100 Links)
- L. ....Left
- MM .....Millimeter
- MT. ....Manual Transmission
- P.T.O. ....Power take off
- R. ....Right
- RR. ....Rear
- STD. ....Standard
- T (22T) ...Tooth (22 Teeth)
- V .....Volt
- W .....Watt

How to check the part block and serial numbers





### Models, parts catalogue codes and applicable serial numbers

- Models, parts catalogue codes and applicable serial Nos. given in this parts catalogue can be identified as follows.

Model	Type	Parts catalogue type	Applicable engine serial No.	Applicable carburetor identification No.
GX670 (1)	BAF	BAF	GCAM-1000001~1049999	TB01A A BK01A A
		BAF/A	GCAM-1050001~	BK01A A
	BDW	BDW	GCAM-1000001~1049999	TB01A A BK01A A
		BDW/A	GCAM-1050001~	BK01A A
	BXC	BXC	GCAM-1000001~1049999	BK01E A
		BXC/A	GCAM-1050001~	
	BXF	BXF	GCAM-1000001~1049999	TB01A A BK01A A
		BXF/A	GCAM-1050001~	BK01A A
	BXF5	BXF5	GCAM-1000001~1049999	TB01A A BK01A A
		BXF5/A	GCAM-1050001~	BK01A A
	BXF9	BXF9	GCAM-1000001~1049999	TB01A A BK01A A
		BXF9/A	GCAM-1050001~	BK01A A
	TAB	TAB	GCAM-1000001~1049999	
		TAB/A	GCAM-1050001~	
TAF	TAF	GCAM-1000001~1049999	TB01A A BK01A A	

Model	Type	Parts catalogue type	Applicable engine serial No.	Applicable carburetor identification No.
GX670 (1)	TAF	TAF/A	GCAM-1050001~	BK01A A
	TAF5	TAF5	GCAM-1000001~1049999	TB01A A BK01A A
		TAF5/A	GCAM-1050001~	BK01A A
	TAX1	TAX1	GCAM-1000001~1049999	BK01F A
		TAX1/A	GCAM-1050001~	
	TDW	TDW	GCAM-1000001~1049999	TB01A A BK01A A
		TDW/A	GCAM-1050001~	BK01A A
	TKW	TKW		
	TWF6	TWF6	GCAM-1000001~1049999	BK01A A
		TWF6/A	GCAM-1050001~	
	TXA2	TXA2	GCAM-1000001~1049999	BK01D A
		TXA2/A	GCAM-1050001~	
	TXF	TXF	GCAM-1000001~1049999	TB01A A BK01A A
		TXF/A	GCAM-1050001~	BK01A A
TXF2	TXF2	GCAM-1000001~1049999	TB01A A BK01A A	

Model	Type	Parts catalogue type	Applicable engine serial No.	Applicable carburetor identification No.
GX670 (1)	TXF2	TXF2/A	GCAM-1050001~	BK01A A
	TXF3	TXF3	GCAM-1000001~1049999	TB01A A BK01A A
		TXF3/A	GCAM-1050001~	BK01A A
	TXF4	TXF4	GCAM-1000001~1049999	TB01A A BK01A A
		TXF4/A	GCAM-1050001~	BK01A A
	TXF5	TXF5	GCAM-1000001~1049999	TB01A A BK01A A
		TXF5/A	GCAM-1050001~	BK01A A
	TXF7	TXF7	GCAM-1000001~1049999	
		TXF7/A	GCAM-1050001~	
	TXF8	TXF8	GCAM-1000001~1049999	TB01A A BK01A A
		TXF8/A	GCAM-1050001~	BK01A A
	TXF9	TXF9	GCAM-1000001~1049999	TB01A A BK01A A
		TXF9/A	GCAM-1050001~	BK01A A
	TXW	TXW	GCAM-1000001~1049999	
		TXW/A	GCAM-1050001~	

Model	Type	Parts catalogue type	Applicable engine serial No.	Applicable carburetor identification No.
GX670 (1)	VAB2	VAB2	GCAM-1000001~1049999	BK01G A
		VAB2/A	GCAM-1050001~	
	VXE1	VXE1	GCAM-1000001~1049999	BK01B B
		VXE1/A	GCAM-1050001~	
	VXE2	VXE2	GCAM-1000001~1049999	TB01B A BK01B B
		VXE2/A	GCAM-1050001~	BK01B B
	VXE4	VXE4	GCAM-1000001~1049999	
		VXE4/A	GCAM-1050001~	
GX670 (2) (Propane)	VXC	VXC	GDACM-1000001~1009999	BKL1A A
		VXC/A	GDACM-1010001~	
	VXC2	VXC2	GDACM-1000001~1009999	
		VXC2/A	GDACM-1010001~	

\* Of carburetor identification numbers, only the portions underlined in the example below are used for registration.

GX670 (1) TB01A A KC ナ  
GX670 (2) (PROPANE) BKL1A A KC ナ

Features of each type

• See the following table for the features of each type. (Items in brackets are optional)

Specifications		Model	GX670 (1)														
		Type	BAF	BDW	BXC	BXF	BXF5	BXF9	TAB	TAF	TAF5	TAX1	TDW	TKW	TWF6	TXA2	TXF
Crankshaft	28.575mm Ø Straight								•	•	•	•	•	•	•	•	•
	36.5mm Ø Straight	•	•	•	•	•	•										
	5/16" Ø Tapered																
	3/8" Ø Tapered																
Air cleaner	Standard	•	•	•	•	•	•	•	•	•	•	•	•	•			•
	Snorkel															•	
Muffler	High-R	(•)	(•)	(•)	(•)	(•)	(•)		(•)		(•)	(•)	(•)	(•)			(•)
	High-L	(•)	(•)	(•)	(•)	(•)	(•)		(•)	•	(•)	(•)	(•)	(•)			(•)
Oil alert				•	•	•	•							•	•	•	
Recoil starter											•						
Oil cooler		•	•	•	•	•	•	•	•	•	•	•	•	•	•	•	•
Control box		•		•	•	•			•		•		•	•	•	•	
Winter kit														(•)			

Specifications		Model	GX670 (1)											GX670 (2) (Propane)		
		Type	TXF2	TXF3	TXF4	TXF5	TXF7	TXF8	TXF9	TXW	VAB2	VXE1	VXE2	VXE4	VXC	VXC2
Crankshaft	28.575mm Ø Straight		●	●	●	●	●	●	●	●						
	36.5mm Ø Straight															
	5/16" Ø Tapered										●	●	●	●	●	
	3/8" Ø Tapered									●						
Air cleaner	Standard		●	●	●	●	●	●	●		●	●	●	●	●	
	Snorkel															
Muffler	High-R			(●)	(●)	(●)		(●)	(●)	(●)		(●)	(●)	(●)	(●)	(●)
	High-L			●	(●)	(●)	●	●	(●)	(●)		(●)	(●)	(●)	(●)	(●)
Oil alert			●	●	●	●	●	●	●	●		●	●	●		●
Recoil starter																
Oil cooler			●	●	●	●	●	●	●	●	●	●	●	●		●
Control box			●	●	●	●	●	●		●		●	●	●		
Winter kit																

## Fuel hose, general purpose hoses and vinyl hose

- The standard part fuel hose, general purpose hose and vinyl hose may be substituted by the coiled bulk part.
- When ordering the standard part fuel hose, general purpose hose and vinyl hose use the bulk part number written in the parts catalog in brackets ( ) underneath the part name.
- When exchanging the hose, cut and use at the specified length as mentioned in the part name.  
(For the method of cutting the bulk part, and method of filling out orders etc., please refer to the instructions issued with the bulk part.)

### Bulk part number of fuel hose, general purpose hose and vinyl hose.

Example: 9 5 0 0 1 - 7 5 0 0 1 - 5 0 M

**Bulk part number:**  
Refers to the bulk part.

**Marking code (fuel hose and general purpose hose)**

**Change code (Vinyl hose)**

Indicates number mark or change sequence, however, the code for the bulk part must be strictly 0 (zero).

**Types of code:**

- |             |  |                |  |              |   |
|-------------|--|----------------|--|--------------|---|
| • Fuel hose | 2: Red outside braid<br>(3 mm inside dia. only)        | • General hose | 1: Ash gray<br>2: Ash gray<br>3: Black<br>5: Black | • Vinyl hose | 1: Clear<br>2: Black<br>3: Light red<br>6: Light red<br>7: Pale black |
|             | 5: Black inside braid                                  |                |  |              |   |
|             | 3: Red (3 mm inside dia. only)                         |                |  |              |   |
|             | 4: Ash gray with red stripe<br>(3 mm inside dia. only) |                |  |              |   |
|             | 6: Black   |                |  |              |   |

**Lengths:**

- 001: 1 m (standard)  
003: 3 m  
008: 8 m } Application or specification of some parts is not settled.

**I.D code: (fuel hose and general purpose hose)**

- |            |                    |                    |                             |                             |
|------------|--------------------|--------------------|-----------------------------|-----------------------------|
| 30: 3.0 mm | 50: 5.0 mm         | 70: 7.0 mm         | 11: 11 mm                   | 12: 12 (outside dia. 17) mm |
| 35: 3.5 mm | 55: 5.3 mm, 5.5 mm | 75: 7.3 mm, 7.5 mm | 91: 12 (outside dia. 15) mm | 14: 14 mm                   |
| 45: 4.5 mm | 65: 6.5 mm         | 80: 8.0 mm         | 92: 12 (outside dia. 16) mm | 17: 17 mm                   |

**ID./OD. code: (vinyl hose)**

- |                         |                          |                           |                           |                           |
|-------------------------|--------------------------|---------------------------|---------------------------|---------------------------|
| 01: ID. 2.9, OD. 6.8 mm | 12: ID. 5.0, OD. 7.0 mm  | 21: ID. 8.0, OD. 9.0 mm   | 37: ID. 11.0, OD. 15.0 mm | 50: ID. 16.0, OD. 19.0 mm |
| 03: ID. 3.0, OD. 6.0 mm | 10: ID. 5.0, OD. 8.0 mm  | 23: ID. 8.0, OD. 12.0 mm  | 38: ID. 12.0, OD. 13.0 mm | 55: ID. 17.5, OD. 20.5 mm |
| 05: ID. 3.5, OD. 6.5 mm | 11: ID. 5.0, OD. 9.0 mm  | 25: ID. 9.0, OD. 11.0 mm  | 39: ID. 12.0, OD. 14.0 mm | 60: ID. 22.0, OD. 27.0 mm |
| 07: ID. 4.0, OD. 7.0 mm | 14: ID. 6.0, OD. 9.0 mm  | 27: ID. 9.0, OD. 13.0 mm  | 40: ID. 12.0, OD. 16.0 mm |                           |
| 08: ID. 4.5, OD. 6.5 mm | 17: ID. 7.0, OD. 9.0 mm  | 33: ID. 10.0, OD. 14.0 mm | 43: ID. 13.0, OD. 15.0 mm |                           |
| 09: ID. 4.5, OD. 8.0 mm | 19: ID. 7.0, OD. 11.0 mm | 36: ID. 11.0, OD. 13.0 mm | 45: ID. 14.0, OD. 18.0 mm |                           |

**Hose type:**

- 1: Fuel hose  
3: Vinyl hose  
5: General hose

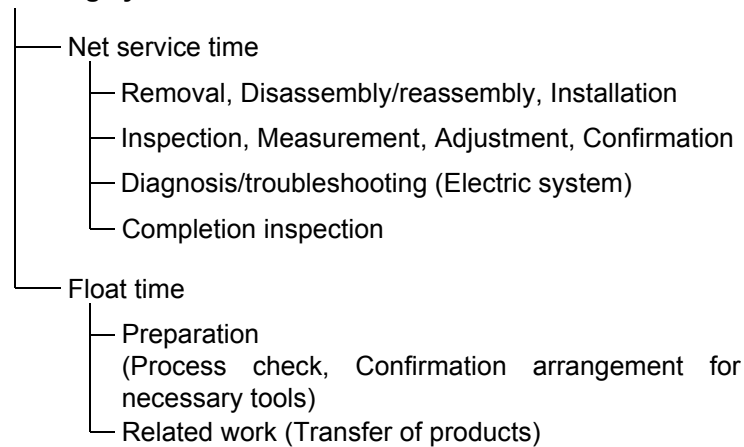
⊙ **CAUTION: It is DANGEROUS to confuse the fuel hose with the general purpose hose or vinyl hose.**

Never use a general purpose hose or vinyl hose in place of a fuel hose or vice versa. Always use the correct bulk part in the parts catalogue, according to the service manual or the instructions issued with the bulk part.

## FLAT RATE SERVICE TIME

Flat rate service time (FRT) means the standard time required to service a product, which is listed in this manual to help the dealers control the actual working process and calculate the service charge by using it as a guide.

### FRT setting system



\* Float time is set by multiplying the net service time by a given coefficient.

### Editorial style

The service items shown in the text are listed with the exchange work time for the repair sales parts as the subject. Other representative service items not using repair parts (removal/installation, adjustment, inspection/measuring, and other work) are listed collectively in the list in the preface, classified according to the work.

### FRT setting standard

- Decimal system (in unit of 0.1) is adopted to set FRT as it is convenient to calculate the wage.  
Example: (0.1) → 6 minutes, (0.2) → 12 minutes  
[Labor cost per hour] x [FRT] = [Wage]
- FRT is set with a hand tool.
- Service items and FRT can be subject to change depending on development of tools and service equipment and improvement in service procedure.

**Work procedure**

- As the work procedure is set with the work time according to the method in the separate Service Manual, refer to this Manual as required.
- Work methods permitting servicing in the shortest time still permitting assurance of safe work and product warranty are used for the setting of service items not listed in the Service Manual.
- Work basically is to be performed by one person, and when two or more people are required, setting is done as the total time for the number of people.
- The set value for the technological level of the workers uses a person with three years of experience in the repair of Honda products as the standard.
- Special tools and service equipment used to set FRT are those specified or recommended in Service Manual.

**Service item whose FRT is not presented**

- Accessories and service parts that are not listed to use in this manual.
  - Locations with little aging deterioration or breakage during normal use.
  - Service work that can be finished by one touch.
  - Service work that is seldom done (i.e. extremely small causes of trouble and service frequency).
  - Products and parts whose location for installation differs according to its status of use and application.
- \* When FRT is not presented, please calculate wages based on appropriate actual work time.

**Operation not included of FRT**

- Oil and coolant water draining, Waiting time for warming up operation and etc..
- Additional operation that involves removal/installation of standard exterior equipment.
- Indirect time spent for service by visiting the customer, trade-in, and delivery.
- Indirect time required for ordering and delivery of parts.
- Cost for grease, adhesive agent, etc. used for service work.

**Explanation of FRT by using an example  
(The example may differ from the actual presented items)**

Ref. No.	L.O.N.	(Relative ref. Number) Description	F.R.T.
①	1111L1	(1, 3, 4, 7) VALVE, INTAKE .....4.1	②
②		• NOTE: OHV type	③
③	1111L1A	• Includes: Engine removal and installation One head (intake all) add ..... 1.4	④

- ① Reference No. of the illustration of part that shows location of the replacement work.
- ② FRT is an abbreviation of Flat Rate Time indicating the standard service time required for the replacement.
- ③ LON is an abbreviation of Labor Operation Number, and it is a classification of the service items by the work unit code.

The same operation code is used regardless of the models.

Standard operation is indicated with 6 digits code, and additional operation is indicated with 7 digits code.

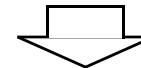
- ④ Indicating the intake valve replacement and FRT4.1.
- ⑤ Indicating FRT1.4 that will be added when additional operation (whole intake side of one cylinder head) is done in association with intake valve replacement.

- ⑥ Indicating work condition or application condition of the service item.
- ⑦ Indicating work contents that are included in the service item.
- ⑧ Indicating a reference No. whose operation and time are the same as FRT4.1 for the intake valve.

(The application range is limited to the service items without an LON setting within a same block.)

**How to refer to the service item by using the sample  
(intake valve replacement)**

Open to the page of the block where the intake valve's spare part illustration is shown.



Look for the intake valve illustration, and refer to the service item and FRT that agree with the reference No.



Indication mark for the listing of service items that continues to the following page

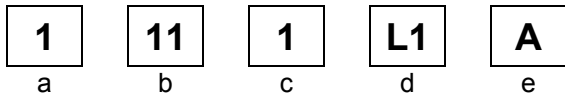
Ref. No.	L.O.N.	(Relative ref. Number) Description	F.R.T.
2	1111L1	VALVE, INTAKE .....	4.1
	.	.	.
	.	.	.

+  
Mark indicated at the last line.

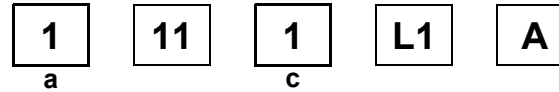
Indication of the block with no setting of FRT

Ref. No.	L.O.N.	(Relative ref. Number) Description	F.R.T.
<b>NO INFORMATION .....</b>			

• LON code system



- a) Category code..... Engine
- b) Location/function code ..... Engine upper
- c) Operation code..... Replace
- d) Operation sequence number (Unit code can be shown with alphabet)  
..... Intake valve  
(No regular rule of code)
- e) Additional code ..... One head (intake all)  
(No regular rule of code)



a) Category codes and classification

Code	Category
1	Engine
2	Power drive
3	Fuel & Exhaust
4	Frame & Body
5	Steering
6	Electrical
7	Axle & Brake
8	Control system
9	-
0	Attachments

c) Operation codes and classification

Code	Operation category
1	Replace, Removal/Installation, Change
2	Overhaul
3	Adjust, Rotation
4	(Paint-related work: Top-coat)
5	Test, Inspect/diagnose, Measurement
6	(Overhaul-related work: Rebore)
7	(Overhaul-related work: Reseal)
8	(Resurface)
9	(Paint-related work: Refinish)
0	Repair, Cleaning, Air bleeding

Major service items without using spare parts

(1) Removal/Installation, (2) Adjustment, (3) Inspection/Measurement, (4) Overhaul, (5) Other work

E: Engine, T: Transmission, D: Drive system, B: Body and related parts

**(1) Removal/Installation**

Set with the parts configuration in the status of being removed from the product.

	LON	DESCRIPTION	FRT
E	1111N0	<b>CYLINDER HEAD ASSEMBLY-REMOVAL/INSTALLATION</b>	
	1111N1	LEFT	1.2
	1111N2	RIGHT	1.2
	1111N2	BOTH	2.0

**(2) Adjustment**

	LON	DESCRIPTION	FRT
E	1113A1	<b>VALVE CLEARANCE-ADJUSTMENT</b> NOTE: For 1 product	0.3
	1163A0	<b>CONTROL, THROTTLE/GOVERNOR-ADJUSTMENT</b>	0.2
	3113A2	<b>CARBURETOR IDLE-ADJUSTMENT</b>	0.2

**(3) Inspection, Measurement, Cleaning**

	LON	DESCRIPTION	FRT
E	1105A0	<b>ENGINE OIL-INSPECTION</b>	0.1
	3120A0	<b>AIR CLEANER-CLEANING</b> INCLUDES: Air cleaner-inspection	0.2
	3130A0	<b>SPARK ARRESTER-CLEANING</b>	0.2
	6140A0	<b>SPARK PLUG-ADJUSTMENT/CLEANING</b> NOTE: For 1 product	0.2

**(4) Overhaul**

Work condition: The required Measurements, inspections, adjustments, and cleaning/washing of each part are performed, including the main body removal/installation work and the replacement of defective parts.

	LON	DESCRIPTION	FRT
E	3112A0	<b>CARBURETOR-OVERHAUL</b> INCLUDES: All necessary adjustment	0.6

**(5) Other work**

	LON	DESCRIPTION	FRT
E	1101E1	<b>ENGINE OIL-CHANGE</b> INCLUDES: Engine oil-inspection	0.1

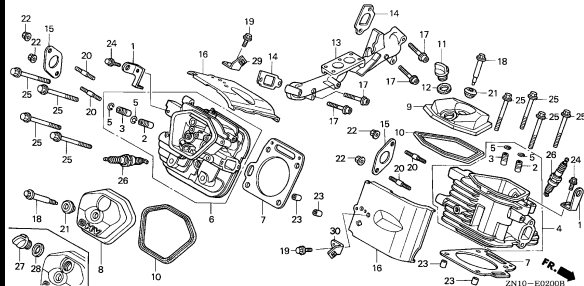
# ENGINE GROUP

**B16**

**E-2**

**CYLINDER HEAD**

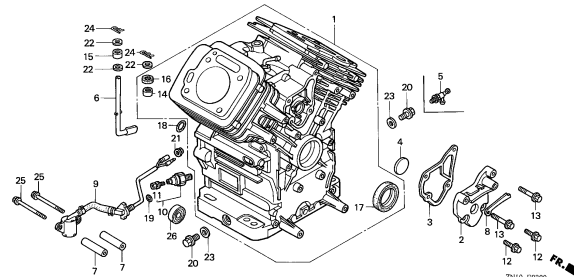
**D 1**



**E-3**

**CYLINDER BARREL**

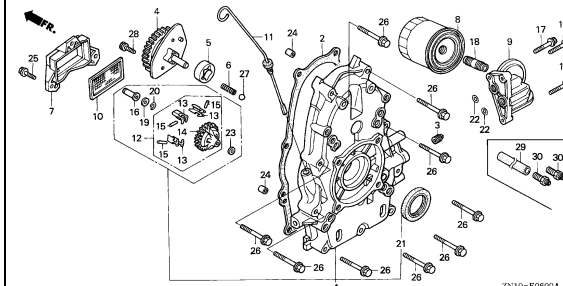
**D 3**



**E-6**

**CRANKCASE COVER**

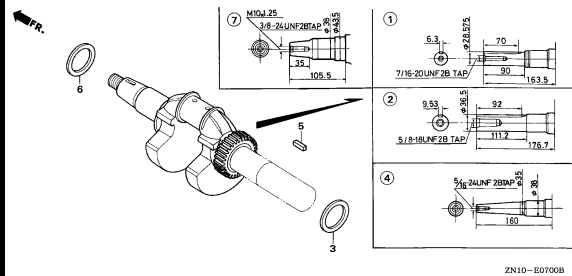
**D 5**



**E-7**

**CRANKSHAFT**

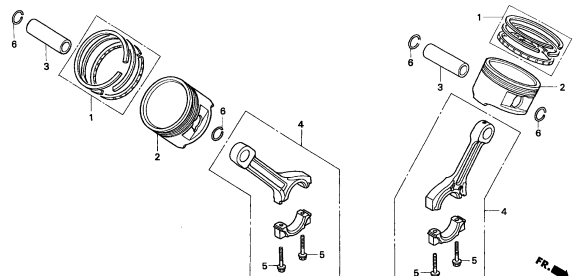
**D 7**



**E-8**

**PISTON/CONNECTING ROD**

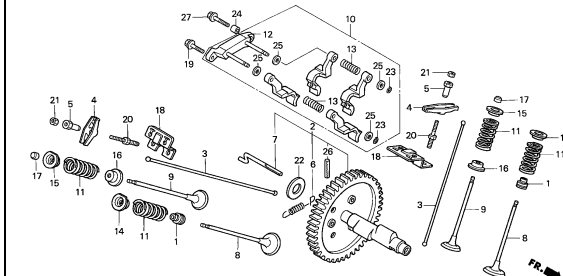
**D 8**



**E-9**

**CAMSHAFT**

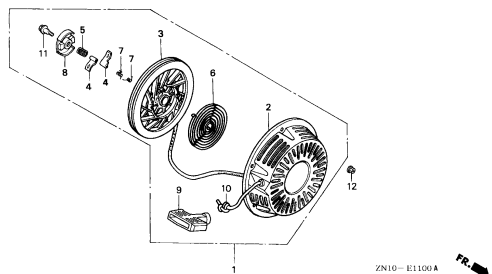
**D 9**



**E-11**

**RECOIL STARTER(TAX1)**

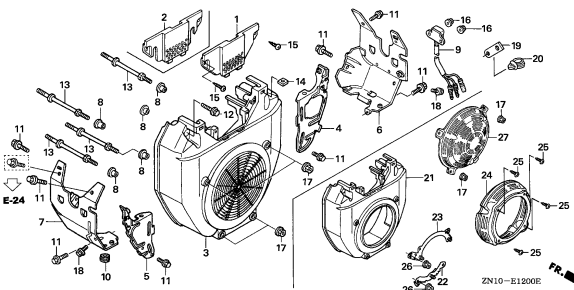
**D15**



**E-12**

**FAN COVER**

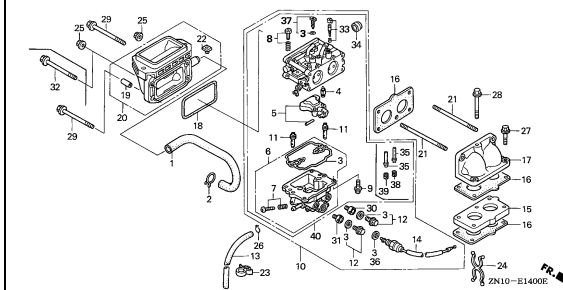
**D16**



**E-14**

**CARBURETOR(1)**

**E 3**



**2**

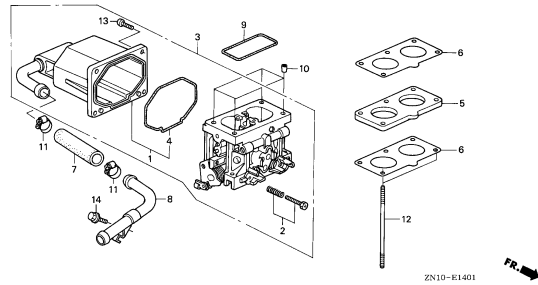
# ENGINE GROUP

C 1

E-14-1

CARBURETOR(2)

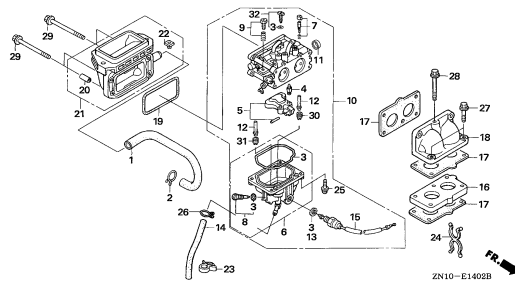
E10



E-14-2

CARBURETOR(3)

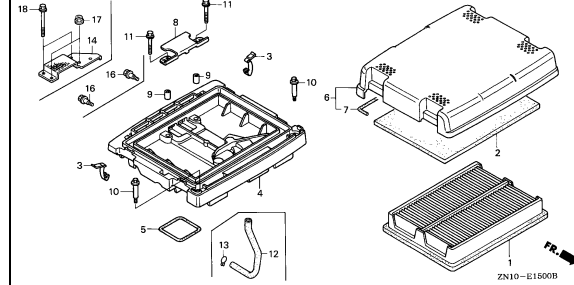
E11



E-15

AIR CLEANER(STANDARD)

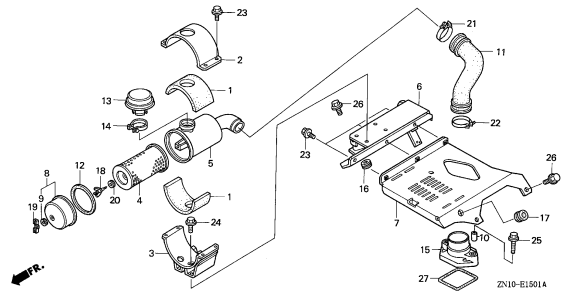
E13



E-15-1

AIR CLEANER(SNORKEL)

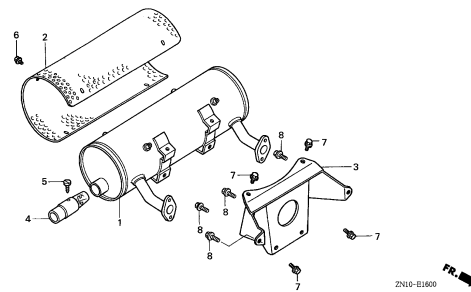
E15



E-16

MUFFLER(HIGH-R)

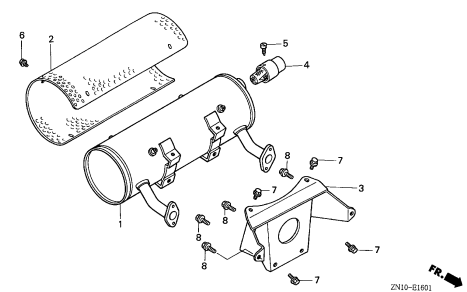
F 1



E-16-1

MUFFLER(HIGH-L)

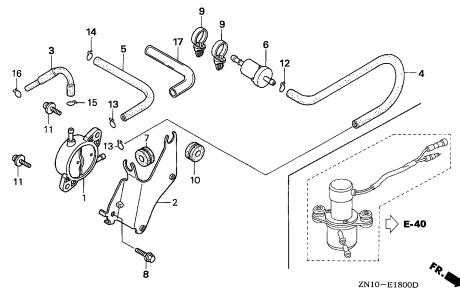
F 3



E-18

FUEL PUMP(1)

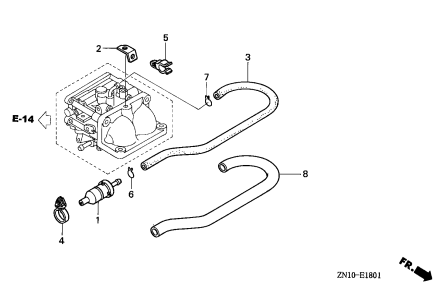
F 5



E-18-1

FUEL PUMP(2)

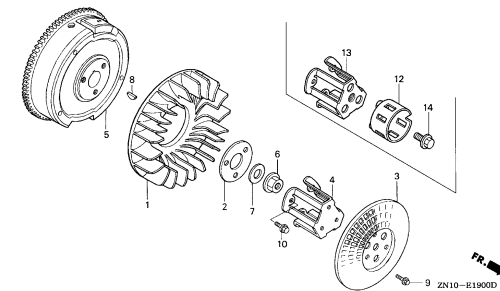
F 8



E-19

FLYWHEEL

F 9



2

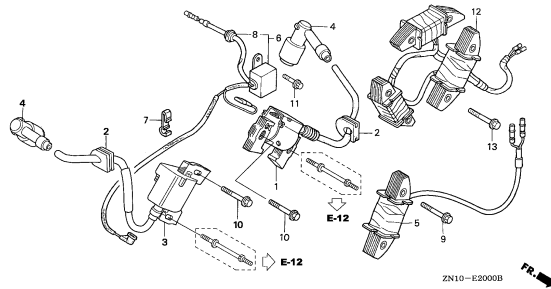
# ENGINE GROUP

C 2

E-20

IGNITION COIL

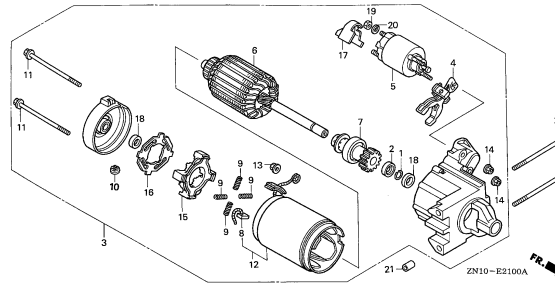
F11



E-21

STARTER MOTOR

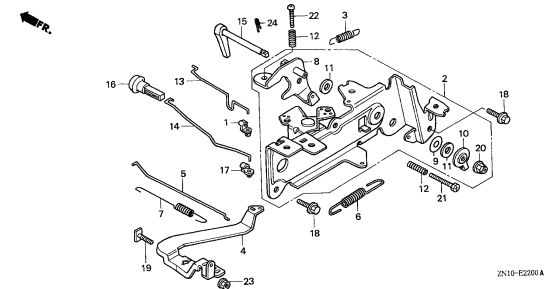
F13



E-22

CONTROL(1)

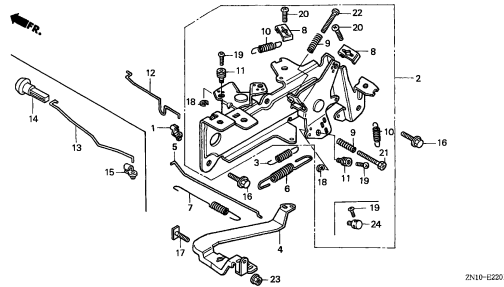
F14



E-22-1

CONTROL(2)

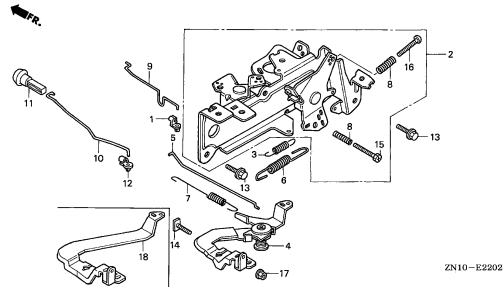
G 1



E-22-2

CONTROL(3)

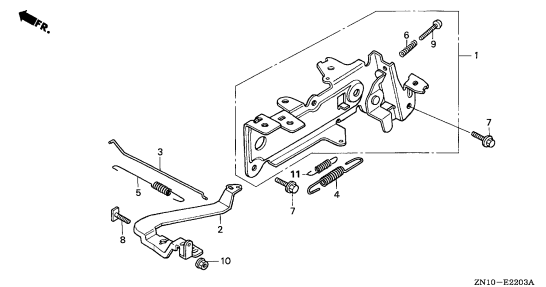
G 3



E-22-3

CONTROL(4)

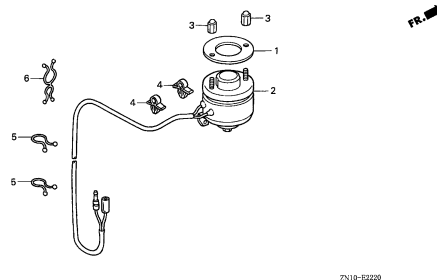
G 4



E-22-20

AUTO THROTTLE

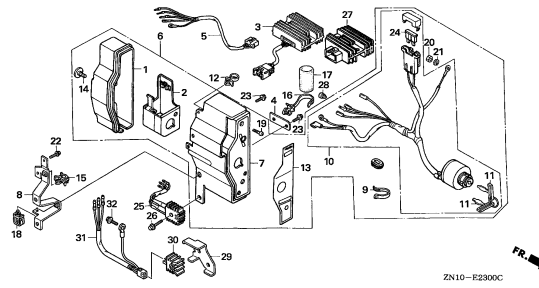
G 5



E-23

CONTROL BOX

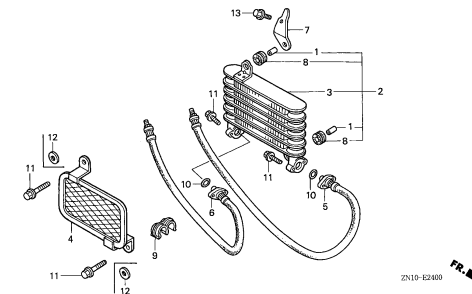
G 6



E-24

OIL COOLER

G10



2

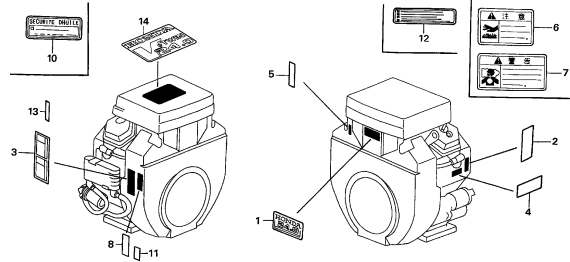
# ENGINE GROUP

C 3

E-28

LABEL

G11

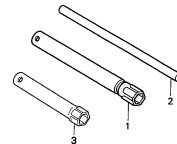


ZN10-E2800D

E-29

TOOL

G13

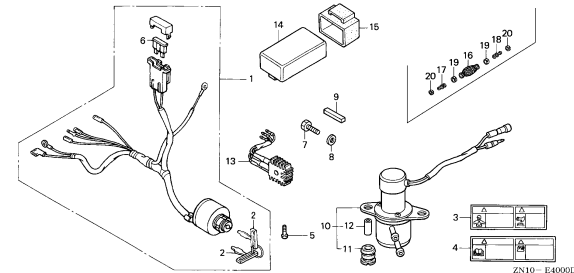


ZN10-E2900B

E-40

COMBINATION SWITCH/FUEL PUMP

G14

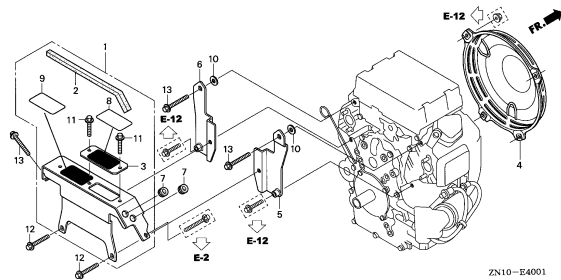


ZN10-E4000D

E-40-1

CONTROL COVER/FAN COVER PROTECTOR

G15

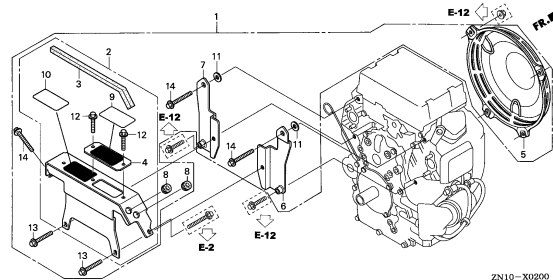


ZN10-E4001

EOP-2

WINTER KIT

G16



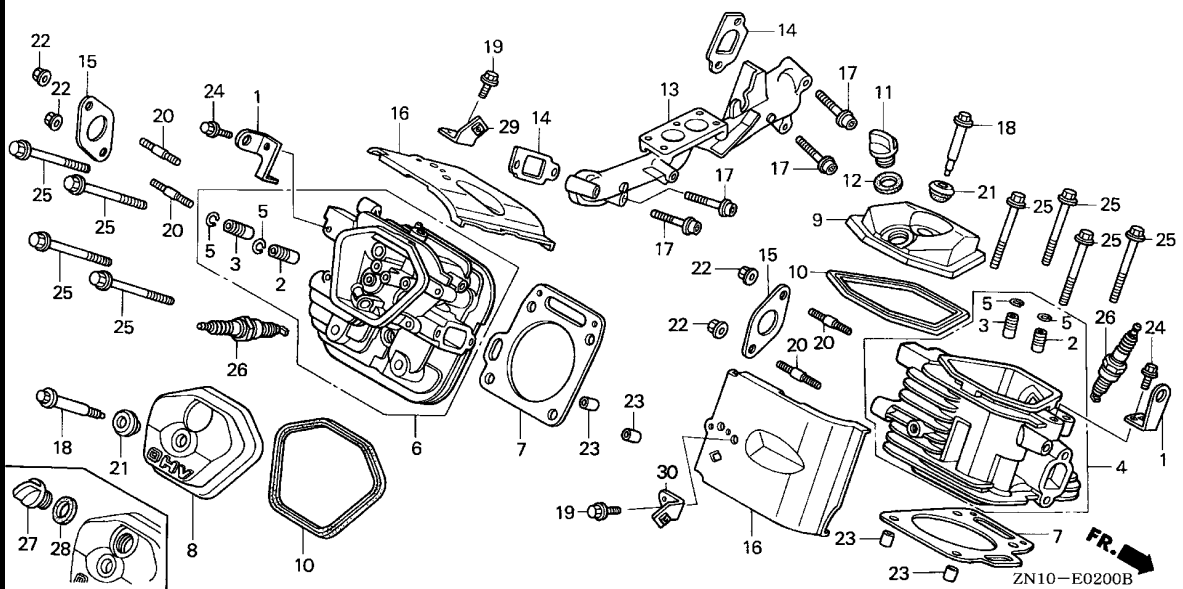
ZN10-X0200

2

E-2

CYLINDER HEAD

D 1



Ref. No.	L.O.N.	(Relative ref. Number) Description	F.R.T.
4	1111F2	HEAD, CYLINDER :LEFT BANK .... .INCLUDES: Valve clearance adjustment and reface	1.6
	1111L4	HEAD, CYLINDER :BOTH BANKS ... .INCLUDES: Valve clearance adjustment and reface	2.4
6	1111F3	HEAD, CYLINDER :RIGHT BANK ... .INCLUDES: Valve clearance adjustment and reface	1.6
	1111L4	HEAD, CYLINDER :BOTH BANKS ... .INCLUDES: Valve clearance adjustment and reface	2.4
7	1111M4	GASKET, CYLINDER HEAD :LEFT ..	1.2
	1111M5	GASKET, CYLINDER HEAD :RIGHT ..	1.2
	1111M6	GASKET, CYLINDER HEAD :BOTH ..	2.0
8	1111D4	COVER, CYLINDER HEAD AND/OR PACKING, HEAD COVER :RIGHT ..	0.2
	1111L5	COVER, CYLINDER HEAD AND/OR PACKING, HEAD COVER :BOTH ...	0.4
9	1111D3	COVER, CYLINDER HEAD AND/OR PACKING, HEAD COVER :LEFT ...	0.2
	1111L5	COVER, CYLINDER HEAD AND/OR PACKING, HEAD COVER :BOTH ...	0.4

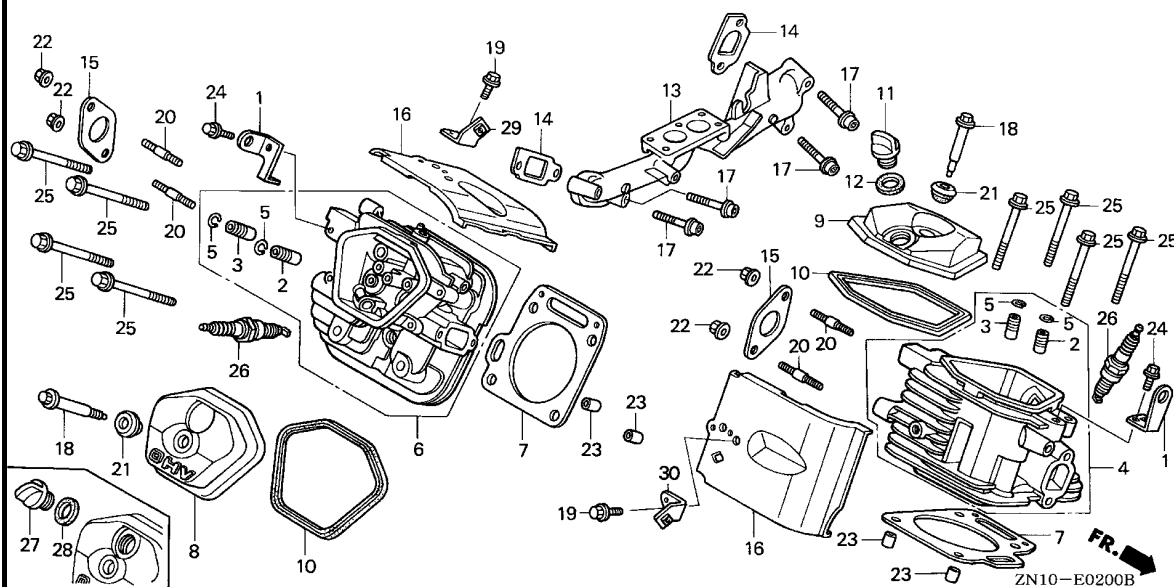
Ref. No.	Part No.	Description	Reqd. QTY	Serial No.	Parts catalogue code
			GX670 (1) (2)		
1	11911-ZJ1-840	HANGER, ENGINE .....	1	-	TXA2, TXA2/A
			2	-	BAF, BAF/A, BDW, BDW/A, BXC, BXC/A, BXF, BXF/A, BXF5, BXF5/A, BXF9, BXF9/A, TAB, TAB/A, TAF, TAF/A, TAF5, TAF5/A, TAX1, TAX1/A, TDW, TDW/A, TKW, TW6, TW6/A, TXF, TXF/A, TXF2, TXF2/A, TXF3, TXF3/A, TXF4, TXF4/A, TXF5, TXF5/A, TXF7, TXF7/A, TXF8, TXF8/A, TXF9, TXF9/A, TXW, TXW/A, VAB2, VAB2/A, VXE1, VXE1/A, VXE2, VXE2/A, VXE4, VXE4/A
			-	2	
2	12204-ZE2-306	GUIDE, IN. VALVE (O.S.) .....	(2)	(2)	
3	12205-ZJ1-405	GUIDE, EX. VALVE (O.S.) .....	(2)	(2)	
4	12210-ZJ1-406	HEAD COMP., CYLINDER (#1) ...	1	-	
	12210-ZJ1-407	.....	-	1	
5	12216-ZE2-300	CLIP, VALVE GUIDE .....	4	4	
6	12220-ZJ1-405	HEAD COMP., CYLINDER (#2) ...	1	-	
	12220-ZJ1-406	.....	-	1	
7	12251-ZJ1-841	GASKET, CYLINDER HEAD .....	2	-	
	12251-ZN1-821	.....	-	2	
8	12311-ZJ1-840	COVER, HEAD .....	1	-	
			-	1	VXC2, VXC2/A
	12314-ZJ1-840	COVER, HEAD FILLER .....	-	1	VXC, VXC/A
9	12314-ZJ1-840	COVER, HEAD FILLER .....	1	-	
			-	1	VXC2, VXC2/A
	12311-ZJ1-840	COVER, HEAD .....	-	1	VXC, VXC/A
10	12391-ZE2-020	PACKING, HEAD COVER .....	2	2	
11	15611-MB0-000	CAP, OIL FILLER .....	1	-	
			-	1	VXC2, VXC2/A
12	15625-ZJ1-840	PACKING, OIL FILLER CAP .....	1	-	
			-	1	VXC2, VXC2/A

2

E-2

CYLINDER HEAD

D 2

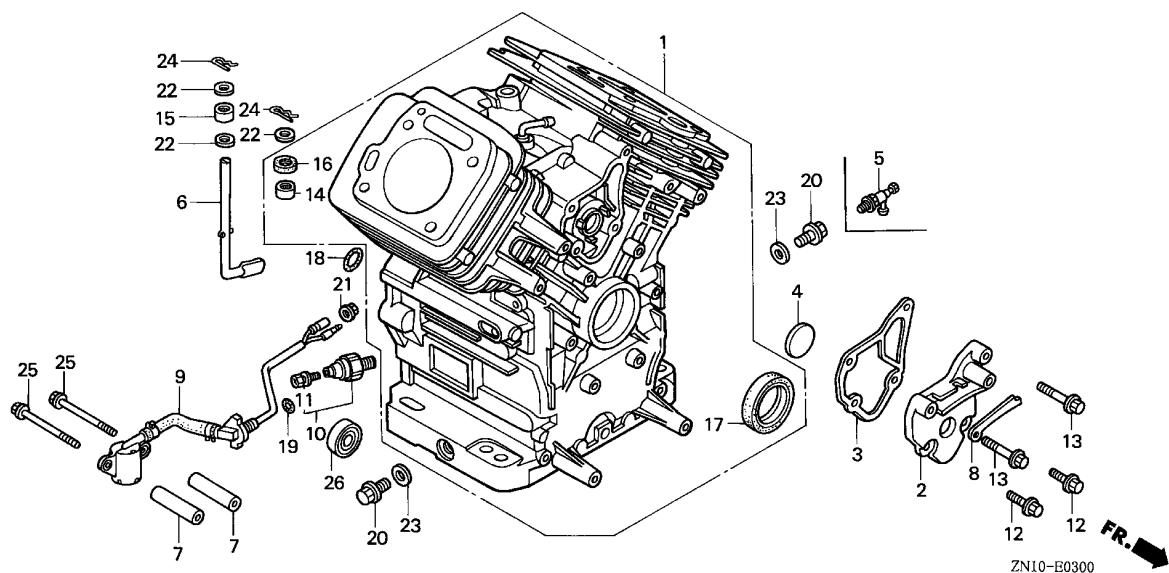


Ref. No.	L.O.N.	(Relative ref. Number) Description	F.R.T.
13	3111C4	MANIFOLD, INTAKE .....	0.6
14	3111B6	GASKET, INTAKE MANIFOLD .....	0.6
.NOTE: Same time for two units			
15	3131J1	GASKET, EXHAUST PIPE :LEFT ..	0.6
	3131J2	GASKET, EXHAUST PIPE :RIGHT ..	0.6
16	4141J8	SHROUD, CYLINDER HEAD :LEFT ..	0.4
	4141J9	SHROUD, CYLINDER HEAD :RIGHT ..	0.4
26	6141E6	PLUG, SPARK :LEFT BANK .....	0.1
	6141E7	PLUG, SPARK :RIGHT BANK .....	0.1
	6141E8	PLUG, SPARK :BOTH BANKS .....	0.2

Ref. No.	Part No.	Description	Reqd. QTY		Serial No.	Parts catalogue code
			GX670 (1)	(2)		
13	17101-ZN1-000	MANIFOLD, INTAKE .....	1	1		
14	17151-ZJ1-841	GASKET, INTAKE MANIFOLD .....	2	2		
15	18333-ZE3-800	GASKET, EX. PIPE .....	2	2		
16	19682-ZJ1-840	SHROUD, HEAD .....	2	2		
17	90011-ZJ1-841	BOLT, SOCKET, 8X45 .....	4	4		
18	90014-ZE2-000	BOLT, HEAD COVER .....	2	2		
19	90014-952-000	BOLT, FLANGE, 6X14(CT200) .....	2	2		
20	90018-ZJ1-840	BOLT, STUD, 8X22 .....	4	4		
21	90441-ZE2-010	WASHER COMP., HEAD COVER .....	2	2		
22	94050-08000	NUT, FLANGE, 8MM .....	4	4		
23	94301-12200	DOWEL PIN, 12X20 .....	4	4		
24	95701-08020-00	BOLT, FLANGE, 8X20 .....	2	2		
25	95701-10080-00	BOLT, FLANGE, 10X80 .....	8	-		
	90081-KK0-000	BOLT, FLANGE, 10X81 .....	-	8		
26	98079-52876	PLUG, SPARK (BPR2ES)(NGK) ...	(2)	-		
	98079-5485V	PLUG, SPARK (J14CR-U)(DENSO)	(2)	-		
	98079-5487V	PLUG, SPARK (ZGR4A) .....	(2)	-		
	98079-5585V	PLUG, SPARK (J16CR-U)(DENSO)	2	-		
	98079-5587V	PLUG, SPARK (ZGR5A) .....	2	-		
	98079-5547V	PLUG, SPARK (ZGR5A-4) .....	-	2		
27	15611-MB0-000	CAP, OIL FILLER .....	-	1	----- VXC,VXC/A	
28	15625-ZJ1-840	PACKING, OIL FILLER CAP .....	-	1	----- VXC,VXC/A	
29	17213-ZJ4-830	BRACKET, R. AIR CLEANER .....	-	1		
30	17214-ZJ4-830	BRACKET, L. AIR CLEANER .....	-	1		

2





Ref. No.	L.O.N.	(Relative ref. Number) Description	F.R.T.
1	1101A0	BARREL, CYLINDER .....	4.0
2		(3)	
	1111D1	COVER, BREATHER AND/OR PACKING, BREATHER COVER .....	0.9
4	1111K9	VALVE, BREATHER .....	0.9
5	1171A9	VALVE, OIL SHUT-OFF .....	0.1
6	1161B4	SHAFT, GOVERNOR ARM .....	1.3
9		(19)	
	6151E8	SWITCH, OIL LEVEL .....	1.2
10	6151E4	SWITCH, OIL PRESSURE .....	0.2
17	1101E4	OIL SEAL, CRANKSHAFT :FRONT ..	3.5
26	1111A9	BEARING, CAMSHAFT .....	2.0

ZN10-E0300



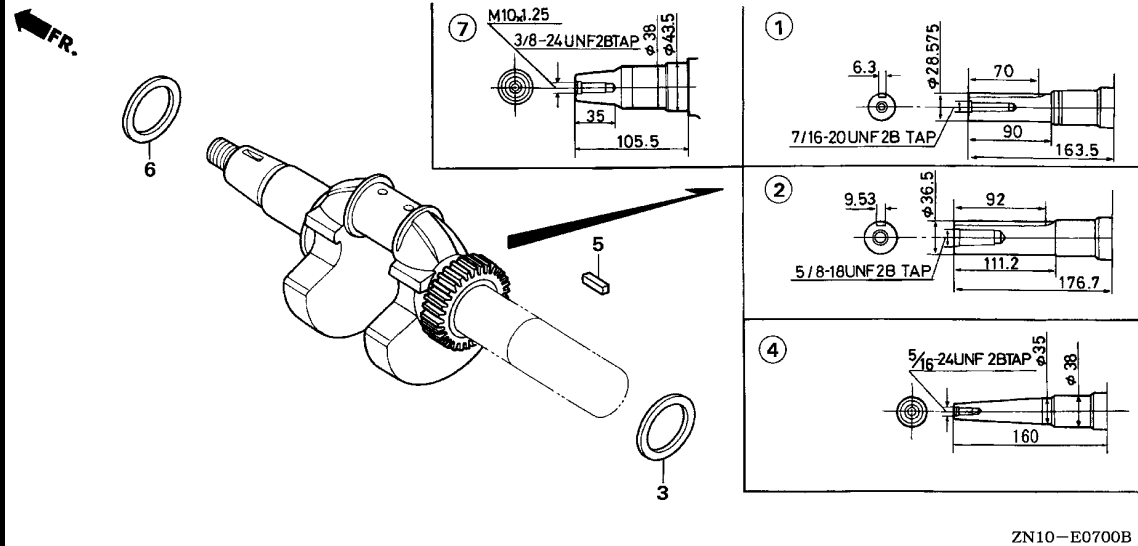
Ref. No.	Part No.	Description	Reqd. QTY	Serial No.	Parts catalogue code		
			GX670 (1) (2)				
1	12000-ZN1-010	BARREL ASSY., CYLINDER .....	1	-----	1005629 BAF,BDW,TAF,TAF5,TDW		
	12000-ZN1-800	BARREL ASSY., CYLINDER (OIL ALERT)	1	-----	1005759 BXF,BXF5,BXF9,TFX,TFX2,TFX3,TFX4,TFX5,TFX8,TFX9		
	12000-ZN1-Q00	BARREL ASSY., CYLINDER .....	1	-----	1018013 TAX1		
	12000-ZN1-408	BARREL ASSY., CYLINDER (W/O-PUMP)	-	1	-----	1002311 VXC	
	12000-ZN1-409	BARREL ASSY., CYLINDER .....	-	1	-----	VXC2,VXC2/A	
	12000-ZN1-Q01	.....	1	-----	TAX1/A		
			1	1018014	-----	TAX1	
	12000-ZN1-405	.....	1	-----	BAF/A,BDW/A,TAB,TAB/A,TAF/A,TDW/A,TKW,VAB2,VAB2/A		
			1	1005630	-----	BAF,BDW,TAF,TDW	
			1	1005630	1009898	-----	TAF5
	12000-ZN1-406	.....	1	-----	BXC,BXC/A,BXF,BXF/A,BXF5,BXF5/A,BXF9,BXF9/A,TWF6,TWF6/A,TXA2,TXA2/A,TFX/A,TFX2/A,TFX3/A,TFX4/A,TFX5/A,TFX7,TFX7/A,TFX8/A,TFX9/A,TXW,TXW/A,VXE1,VXE1/A,VXE2,VXE2/A,VXE4,VXE4/A		
			1	1005760	-----	BXF,BXF5,BXF9,TFX,TFX2,TFX3,TFX4,TFX5,TFX8,TFX9	
	12000-ZN1-407	.....	1	1	-----	TAF5/A,VXC/A	
			1	1009899	-----	TAF5	
			-	1	1002312	-----	VXC
2	12356-ZJ1-000	COVER, BREATHER .....	1	1			
3	12358-ZJ1-000	PACKING, BREATHER COVER .....	1	1			
4	12372-ZE2-300	VALVE, BREATHER .....	1	1			
5	15558-ZJ1-003	VALVE, OIL SHUT-OFF .....	(1)	(1)			
6	16541-ZJ1-840	SHAFT, GOVERNOR ARM .....	1	1			
7	25523-VD6-010	COLLAR, FILTER SETTING .....	2	2	-----	BXC,BXC/A,BXF,BXF/A,BXF5,BXF5/A,BXF9,BXF9/A,TWF6,TWF6/A,TXA2,TXA2/A,TFX,TFX/A,TFX2,TFX2/A,TFX3,TFX3/A,TFX4,TFX4/A,TFX5,TFX5/A,TFX7,TFX7/A,TFX8,TFX8/A,TFX9,TFX9/A,TXW,TXW/A,VXC2,VXC2/A,VXE1,VXE1/A,VXE2,VXE2/A,VXE4,VXE4/A	

Ref. No.	Part No.	Description	Reqd. QTY		Serial No.	Parts catalogue code
			GX670 (1)	(2)		
8	31511-ZJ1-000	CLAMPER, CORD .....	1	1		
9	35480-ZJ1-841	SWITCH ASSY., OIL LEVEL .....	1	1	-----	BXC,BXC/A,BXF,BXF/A,BXF5,BXF5/A,BXF9,BXF9/A,TWF6,TWF6/A,TXA2,TXA2/A TXF,TXF/A,TF2,TF2/A,TF3,TF3/A,TF4,TF4/A,TF5,TF5/A,TF7,TF7/A TXF8,TF8/A,TF9,TF9/A,TXW,TXW/A,VXC2,VXC2/A,VXE1,VXE1/A,VXE2,VXE2/A VXE4,VXE4/A
10	37240-ZG3-E01	SWITCH, OIL PRESSURE .....	1	1	-----	BAF,TAB,TAF,TAF5,TF3,VAB2,VXC,VXC/A
	37240-ZG5-004	.....	1	-	1050989	BAF/A,TAB/A,TAF/A,TAF5/A,TF3/A,VAB2/A
			1	-		TKW
			1	-	1050990	BAF/A,TAB/A,TAF/A,TAF5/A,TF3/A,VAB2/A
11	90002-ZG5-004	SCREW-WASHER, 4X8 .....	1	1	-----	BAF,BAF/A,TAB,TAB/A,TAF,TAF/A,TAF5,TAF5/A,TKW,TF3,TF3/A,VAB2,VAB2/A VXC,VXC/A
12	90029-888-000	BOLT, FLANGE, 6X16(CT200) ...	2	2		
13	90031-ZE1-000	BOLT, FLANGE, 6X32 .....	2	2		
14	91001-ZJ1-841	BEARING, NEEDLE, 8X12.7X11.1	1	1		
15	91002-ZJ1-841	BEARING, NEEDLE, 8X12X10 .....	1	1		
16	91201-ZE9-003	OIL SEAL, 8X14X5 .....	1	1		
17	91201-ZJ1-841	OIL SEAL, 38X58X9 .....	1	1		
18	91302-MB6-830	O-RING, 13X3.0 .....	1	1		
19	91353-671-004	O-RING, 14MM(NOK) .....	1	1	-----	BXC,BXC/A,BXF,BXF/A,BXF5,BXF5/A,BXF9,BXF9/A,TWF6,TWF6/A,TXA2,TXA2/A TXF,TF/A,TF2,TF2/A,TF3,TF3/A,TF4,TF4/A,TF5,TF5/A,TF7,TF7/A TXF8,TF8/A,TF9,TF9/A,TXW,TXW/A,VXC2,VXC2/A,VXE1,VXE1/A,VXE2,VXE2/A VXE4,VXE4/A
20	92800-14000	BOLT, DRAIN PLUG, 14MM .....	2	2		
21	94050-10000	NUT, FLANGE, 10MM .....	1	1	-----	BXC,BXC/A,BXF,BXF/A,BXF5,BXF5/A,BXF9,BXF9/A,TWF6,TWF6/A,TXA2,TXA2/A TXF,TF/A,TF2,TF2/A,TF3,TF3/A,TF4,TF4/A,TF5,TF5/A,TF7,TF7/A TXF8,TF8/A,TF9,TF9/A,TXW,TXW/A,VXC2,VXC2/A,VXE1,VXE1/A,VXE2,VXE2/A VXE4,VXE4/A
22	94102-08800	WASHER, PLAIN, 8MM .....	3	3		
23	94109-14000	WASHER, DRAIN PLUG, 14MM .....	2	2		
24	94251-08000	PIN, LOCK, 8MM .....	2	2		
25	95701-06075-09	BOLT, FLANGE, 6X75 .....	2	2	-----	BXC,BXC/A,BXF,BXF/A,BXF5,BXF5/A,BXF9,BXF9/A,TWF6,TWF6/A,TXA2,TXA2/A TXF,TF/A,TF2,TF2/A,TF3,TF3/A,TF4,TF4/A,TF5,TF5/A,TF7,TF7/A TXF8,TF8/A,TF9,TF9/A,TXW,TXW/A,VXC2,VXC2/A,VXE1,VXE1/A,VXE2,VXE2/A VXE4,VXE4/A
26	96140-60030-10	BEARING, RADIAL BALL, 6003 ..	1	1		





Ref. No.	Part No.	Description	Reqd. QTY		Serial No.	Parts catalogue code
			GX670 (1)	(2)		
11	15655-ZJ1-861	GAUGE COMP., OIL LEVEL .....	1	1		
12	16510-ZJ1-840	GOVERNOR ASSY. ....	1	1		
13	16511-ZJ1-840	WEIGHT, GOVERNOR .....	3	3		
14	16512-ZJ1-840	HOLDER, GOVERNOR WEIGHT .....	1	1		
15	16513-ZE2-000	PIN, GOVERNOR WEIGHT .....	3	3		
16	16531-ZE2-000	SLIDER, GOVERNOR .....	1	-	----- 1010254	BAF,BDW,BXC,BXF,BXF5,BXF9,TAB,TAF,TAF5,TDW,TXA2,TFX,TFX2,TFX3,TFX4 TFX5,TFX8,TFX9,VXE2
	16531-Z0A-000	.....	1	-	-----	BAF/A,BDW/A,BXC/A,BXF/A,BXF5/A,BXF9/A,TAB/A,TAF/A,TAF5/A,TAX1,TAX1/A TDW/A,TKW,TWF6,TWF6/A,TXA2/A,TFX/A,TFX2/A,TFX3/A,TFX4/A,TFX5/A,TFX7 TFX7/A,TFX8/A,TFX9/A,TXW,TXW/A,VAB2,VAB2/A,VXE1,VXE1/A,VXE2/A,VXE4 VXE4/A
			1	-	1010255	----- BAF,BDW,BXC,BXF,BXF5,BXF9,TAB,TAF,TAF5,TDW,TXA2,TFX,TFX2,TFX3,TFX4 TFX5,TFX8,TFX9,VXE2
			-	1		
17	90015-883-000	BOLT, FLANGE, 6X28 .....	3	3		
18	90018-PN3-000	HOLDER, OIL FILTER .....	1	1		
19	90473-147-000	WASHER, 6X16 .....	1	1		
20	90602-ZE1-000	CLIP, GOVERNOR HOLDER .....	1	1		
21	91202-ZJ1-841	OIL SEAL, 38X58X9 .....	1	1		
22	91302-ZE9-003	O-RING, 11.8X2.4 .....	2	2		
23	94101-06800	WASHER, PLAIN, 6MM .....	1	1		
24	94301-08140	DOWEL PIN, 8X14 .....	2	2		
25	95701-06020-00	BOLT, FLANGE, 6X20 .....	3	3		
26	95701-08050-00	BOLT, FLANGE, 8X50 .....	9	9		
27	96211-12000	BALL, STEEL, #12 (3/8) .....	1	1		
28	96600-06016-00	BOLT, SOCKET, 6X16 .....	2	2		
29	15614-ZN1-820	HOSE, OIL .....	-	1	-----	VXC,VXC/A
30	15615-ZN1-820	JOINT, OIL HOSE .....	-	2	-----	VXC,VXC/A



Ref. No.	L.O.N. (Relative ref. Number)	Description	F.R.T.
1	(2,4,7)	1101F0 CRANKSHAFT .....	3.4

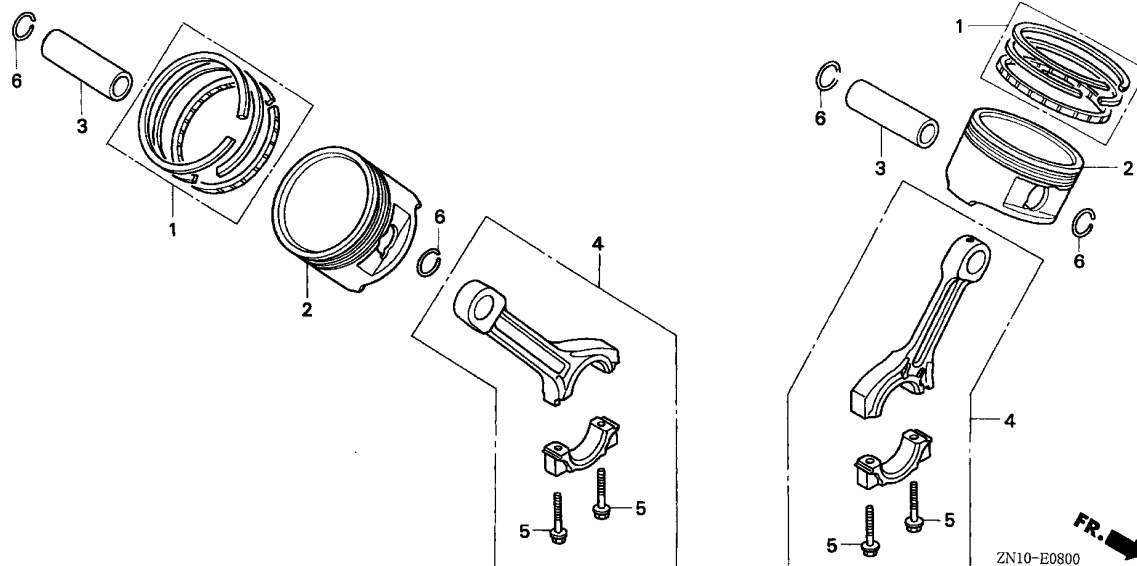
ZN10-E0700B

Ref. No.	Part No.	Description	Reqd. QTY		Serial No.	Parts catalogue code
			GX670 (1)	(2)		
1	13310-ZN1-000	CRANKSHAFT COMP. ....	1	-	TAB, TAB/A, TAF, TAF/A, TAF5, TAF5/A, TAX1, TAX1/A, TDW, TDW/A, TKW, TWF6, TWF6/A, TXA2, TXA2/A, TXF, TXF/A, TXF2, TXF2/A, TXF3, TXF3/A, TXF4, TXF4/A, TXF5, TXF5/A, TXF7, TXF7/A, TXF8, TXF8/A, TXF9, TXF9/A, TXW, TXW/A	
2	13310-ZN1-800	CRANKSHAFT COMP. ....	1	-	BAF, BAF/A, BDW, BDW/A, BXC, BXC/A, BXF, BXF/A, BXF5, BXF5/A, BXF9, BXF9/A	
3	90401-ZJ1-000	WASHER, CRANKSHAFT THRUST (38.5X54.0X1.0)	1	1		
4	13310-ZN1-810	CRANKSHAFT COMP. ....	1	-	VXE1, VXE1/A, VXE2, VXE2/A, VXE4, VXE4/A	
5	90745-ZE2-600	KEY, 6.3X6.3X4.3	1	-	TAF5, TAF5/A, TXF3, TXF3/A, TXF4, TXF4/A, TXF5, TXF5/A, TXF9, TXF9/A	
	90745-ZJ1-V10		1	-	TAX1, TAX1/A	
6	90401-ZJ1-000	WASHER, CRANKSHAFT THRUST (38.5X54.0X1.0)	1	-	1018013 TAX1	
	90401-ZJ1-940	WASHER, CRANKSHAFT THRUST (38.5X58.0X2.0)	1	-	TAX1/A	
			1	-	1018014 TAX1	
7	13310-ZN1-U40	CRANKSHAFT COMP. ....	1	-	VAB2, VAB2/A	

E-8

PISTON/CONNECTING ROD

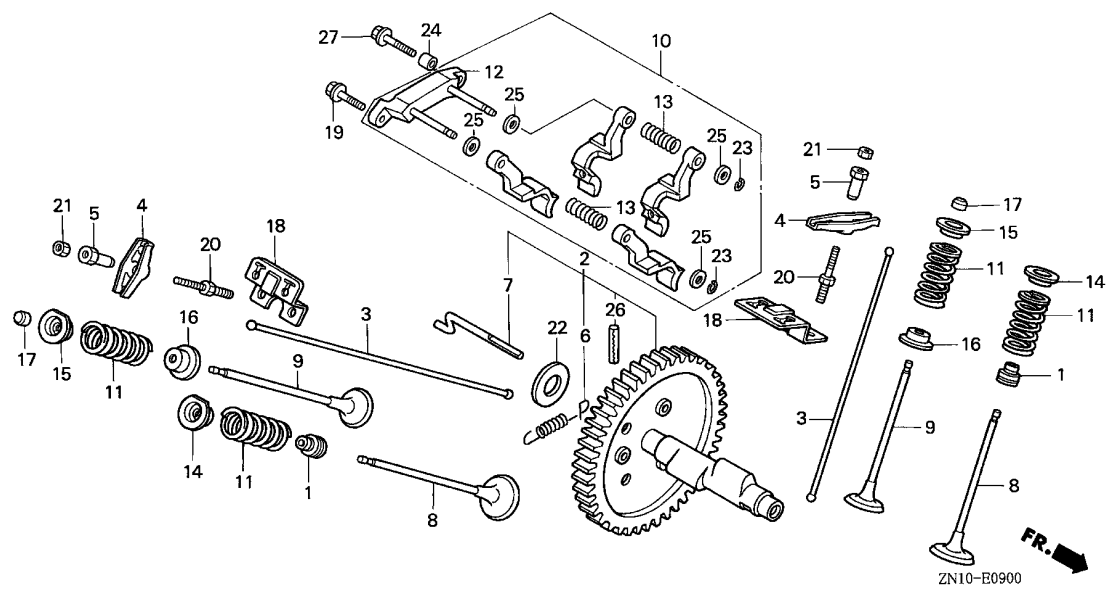
D 8



Ref. No.	L.O.N.	(Relative ref. Number) Description	F.R.T.
2	(1,3,4)		
1111R2		PISTON AND/OR RING SET AND/OR BEARING AND/OR ROD (1 CYLINDER) :LEFT BANK ..... .INCLUDES: Inspection/Measurement/Cleaning	3.6
1111R3		PISTON AND/OR RING SET AND/OR BEARING AND/OR ROD (1 CYLINDER) :RIGHT BANK .... .INCLUDES: Inspection/Measurement/Cleaning	3.6
1111R4		PISTON AND/OR RING SET AND/OR BEARING AND/OR ROD (ALL CYLINDERS) :BOTH BANKS . .INCLUDES: Inspection/Measurement/Cleaning	3.8

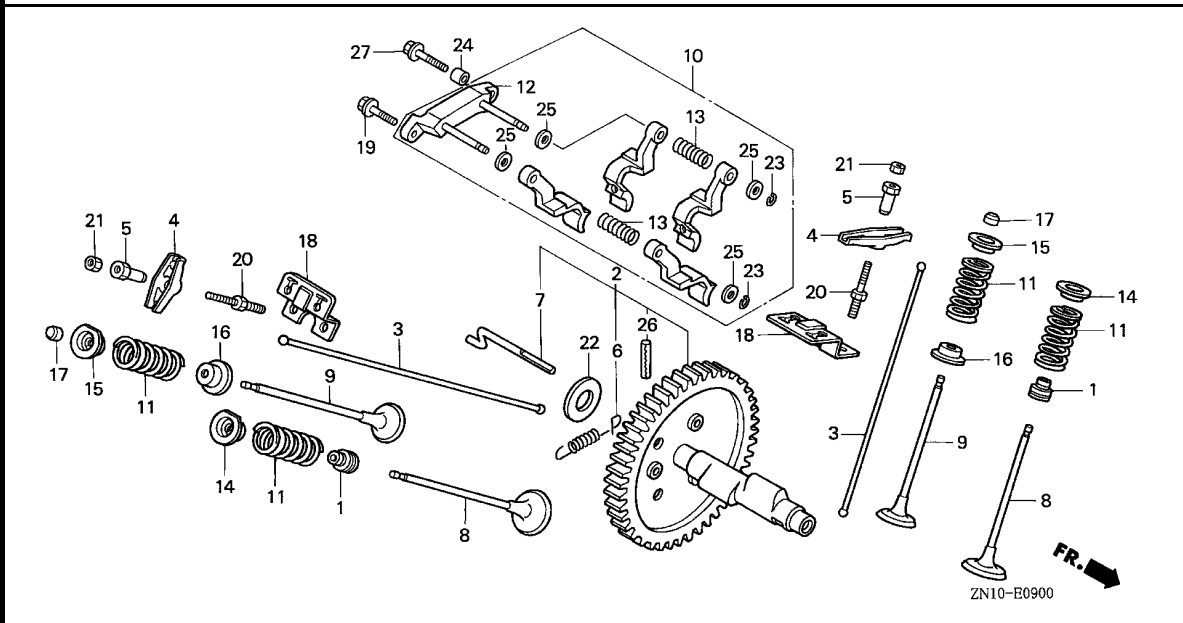
Ref. No.	Part No.	Description	Reqd. QTY	Serial No.	Parts catalogue code
			GX670 (1) (2)		
1	13010-ZJ1-841	RING SET, PISTON (STD.)	2		
		(NIPPON)	2		
	13011-ZJ1-841	RING SET, PISTON (0.25)	(2)		
		(NIPPON)	(2)		
	13012-ZJ1-841	RING SET, PISTON (0.50)	(2)		
		(NIPPON)	(2)		
	13013-ZJ1-841	RING SET, PISTON (0.75)	(2)		
		(NIPPON)	(2)		
2	13101-ZN1-000	PISTON (STD.) .....	2		
	13102-ZN1-000	PISTON (0.25) .....	(2)		
	13103-ZN1-000	PISTON (0.50) .....	(2)		
	13104-ZN1-000	PISTON (0.75) .....	(2)		
3	13111-ZJ1-840	PIN, PISTON .....	2		
4	13200-ZN1-003	ROD ASSY., CONNECTING .....	2		
5	90001-ZN1-000	BOLT, CONNECTING ROD, 6X37 ..	4		
6	94601-18000	CLIP, PISTON PIN, 18MM .....	4		----- BAF,BDW,BXC,BXF,BXF5,BXF9,TAB,TAF,TAF5,TAX1,TDW,TWF6,TXA2,TFX,TXF2,TFX3,TFX4,TFX5,TFX7,TFX8,TFX9,TKW,VAB2,VXC,VXC2,VXE1,VXE2,VXE4
	90551-ZE1-000	.....	4		----- BAF/A,BDW/A,BXC/A,BXF/A,BXF5/A,BXF9/A,TAB/A,TAF/A,TAF5/A,TAX1/A,TDW/A,TKW,TWF6/A,TXA2/A,TFX/A,TFX2/A,TFX3/A,TFX4/A,TFX5/A,TFX7/A,TFX8/A,TFX9/A,TKW/A,VAB2/A,VXC/A,VXC2/A,VXE1/A,VXE2/A,VXE4/A

2



Ref. No.	L.O.N.	(Relative ref. Number) Description	F.R.T.
1	1111U9	SEAL, INTAKE VALVE STEM(ONE) :LEFT BANK .....	1.2
		.INCLUDES: Valve clearance adjustment	
	1111U9C	.Replace both heads (intake and exhaust all) add	0.1
	1111V0	SEAL, INTAKE VALVE STEM(ONE) :RIGHT BANK .....	1.2
		.INCLUDES: Valve clearance adjustment	
	1111V0C	.Replace both heads (intake and exhaust all) add	0.1
2	1111C2	CAMSHAFT .....	1.2
		.INCLUDES: Valve clearance adjustment	
3	1111X5	ROD, PUSH(ONE) :LEFT BANK INTAKE .....	0.3
		.INCLUDES: Valve clearance adjustment	
	1111X5B	.Replace one head(intake and exhaust all) add .....	0.1
	1111X5C	.Replace both heads (intake and exhaust all) add .....	0.3
	1111X6	ROD, PUSH(ONE) :RIGHT BANK INTAKE .....	0.3

Ref. No.	Part No.	Description	Reqd. QTY		Serial No.	Parts catalogue code
			GX670			
			(1)	(2)		
1	12209-ZE8-003	SEAL, VALVE STEM .....	2	2		
2	14100-ZJ1-842	CAMSHAFT ASSY. ....	1	1		
3	14410-ZJ1-840	ROD, PUSH .....	4	4		
4	14431-ZE2-010	ARM, VALVE ROCKER .....	4	4		
5	14451-ZE1-013	PIVOT, ROCKER ARM .....	4	4		
6	14568-ZJ1-841	SPRING, WEIGHT RETURN .....	1	1		
7	14576-ZJ1-840	PIN, DECOMPER .....	1	1		
8	14711-ZE3-000	VALVE, IN. ....	2	-		
	14711-ZF6-F00	VALVE, IN. (GAS) .....	-	2		
9	14721-ZE3-000	VALVE, EX. ....	2	-		
	14721-ZF6-F00	VALVE, EX. (GAS) .....	-	2		
10	14730-ZJ1-841	LIFTER ASSY., VALVE .....	1	1		
11	14751-ZE2-003	SPRING, VALVE .....	4	4		
12	14760-ZJ1-840	SHAFT COMP., VALVE LIFTER ...	1	1		
13	14764-ZJ1-840	SPRING, VALVE LIFTER .....	2	2		
14	14771-ZE2-000	RETAINER, IN. VALVE SPRING ..	2	2		
15	14773-ZE2-000	RETAINER, EX. VALVE SPRING ..	2	-		
	14771-ZE2-000	RETAINER, IN. VALVE SPRING ..	-	2		
16	14775-ZE2-010	SEAT, VALVE SPRING .....	2	2		
17	14781-ZE2-000	ROTATOR, VALVE .....	2	-		
18	14791-ZE2-010	PLATE, PUSH ROD GUIDE .....	2	2		
19	90005-896-000	BOLT, FLANGE, 5X16 .....	1	1		
20	90012-ZE0-010	BOLT, PIVOT, 8MM .....	4	4		
21	90206-ZE1-000	NUT, PIVOT ADJUSTING .....	4	4		
22	90446-357-000	WASHER, THRUST, 17.2MM .....	1	1		

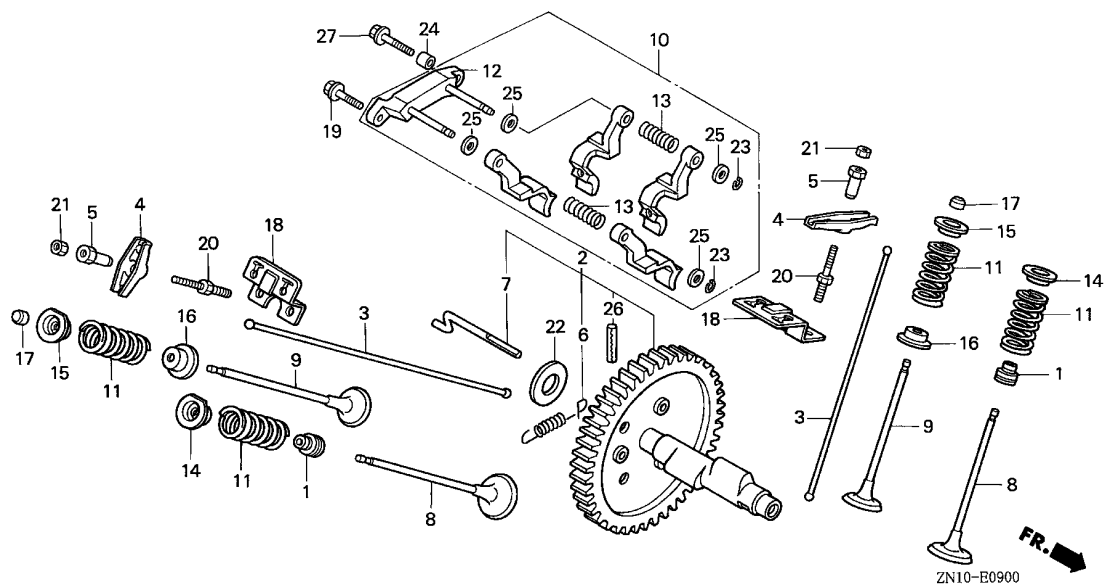


Ref. No.	L.O.N.	(Relative ref. Number) Description	F.R.T.
+ 3		.INCLUDES: Valve clearance adjustment	
1111X6B		.Replace one head(intake and exhaust all) add .....	0.1
1111X6C		.Replace both heads (intake and exhaust all) add .....	0.3
1111X7		ROD, PUSH(ONE) :LEFT BANK EXHAUST .....	0.3
		.INCLUDES: Valve clearance adjustment	
1111X7B		.Replace one head(intake and exhaust all) add .....	0.1
1111X7C		.Replace both heads (intake and exhaust all) add .....	0.3
1111X8		ROD, PUSH(ONE) :RIGHT BANK EXHAUST .....	0.3
		.INCLUDES: Valve clearance adjustment	
1111X8B		.Replace one head(intake and exhaust all) add .....	0.1
1111X8C		.Replace both heads (intake and exhaust all) add .....	0.3
4 1111T1		ARM, ROCKER :LEFT BANK INTAKE .INCLUDES: Valve clearance adjustment	0.3
+			

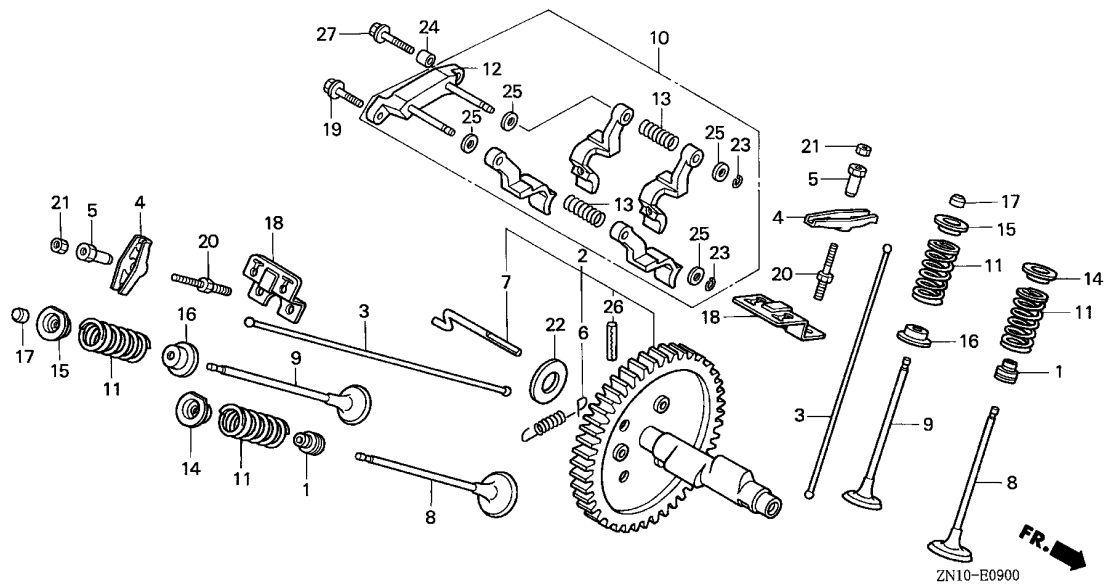
Ref. No.	Part No.	Description	Reqd. QTY		Serial No.	Parts catalogue code
			GX670 (1)	(2)		
23	90602-ZE1-000	CLIP, GOVERNOR HOLDER .....	2	2		
24	90702-GB6-910	DOWEL PIN, 8X12 .....	1	1		
25	94101-06800	WASHER, PLAIN, 6MM .....	4	4		
26	94305-60282	PIN, SPRING, 6X28 .....	1	1		
27	95701-06025-00	BOLT, FLANGE, 6X25 .....	1	1		





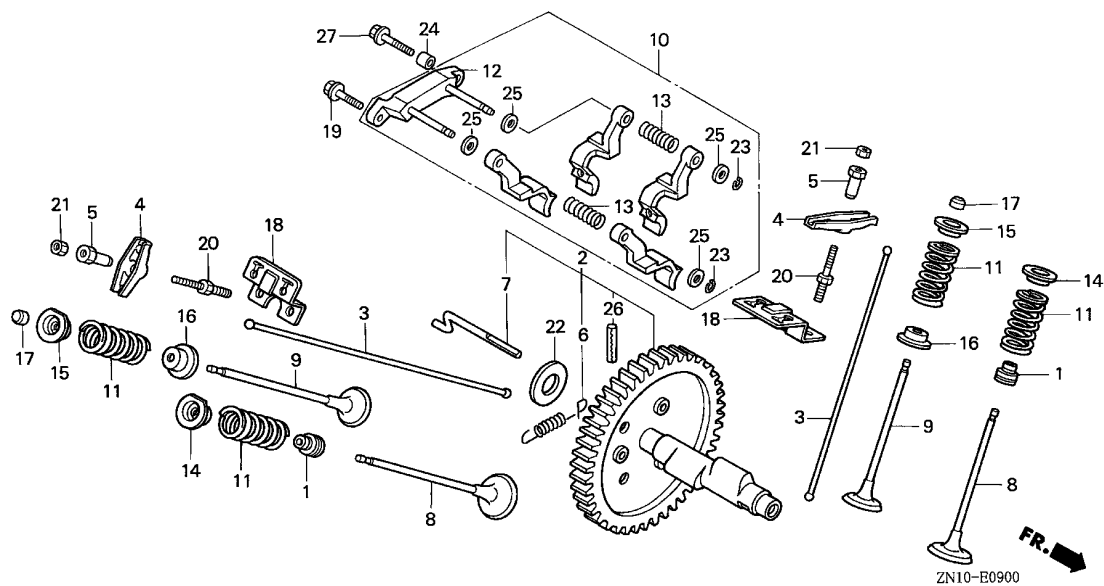


Ref. No.	L.O.N.	(Relative ref. Number) Description	F.R.T.
+ 4	1111T1A	.Replace left bank exhaust rocker arm add .....	0.1
	1111T1B	.Replace both heads (intake and exhaust all) add	0.3
	1111U3	ARM, ROCKER :LEFT BANK EXHAUST .INCLUDES: Valve clearance adjustment	0.3
	1111U3A	.Replace left bank intake rocker arm add .....	0.1
	1111U3B	.Replace both heads (intake and exhaust all) add	0.3
	1111T2	ARM, ROCKER :RIGHT BANK INTAKE .INCLUDES: Valve clearance adjustment	0.3
	1111T2A	.Replace right bank exhaust rocker arm add .....	0.1
	1111T2B	.Replace both heads (intake and exhaust all) add	0.3
	1111U4	ARM, ROCKER :RIGHT BANK EXHAUST .INCLUDES: Valve clearance adjustment	0.3
+ 4	1111U4A	.Replace right bank intake rocker arm add .....	0.1

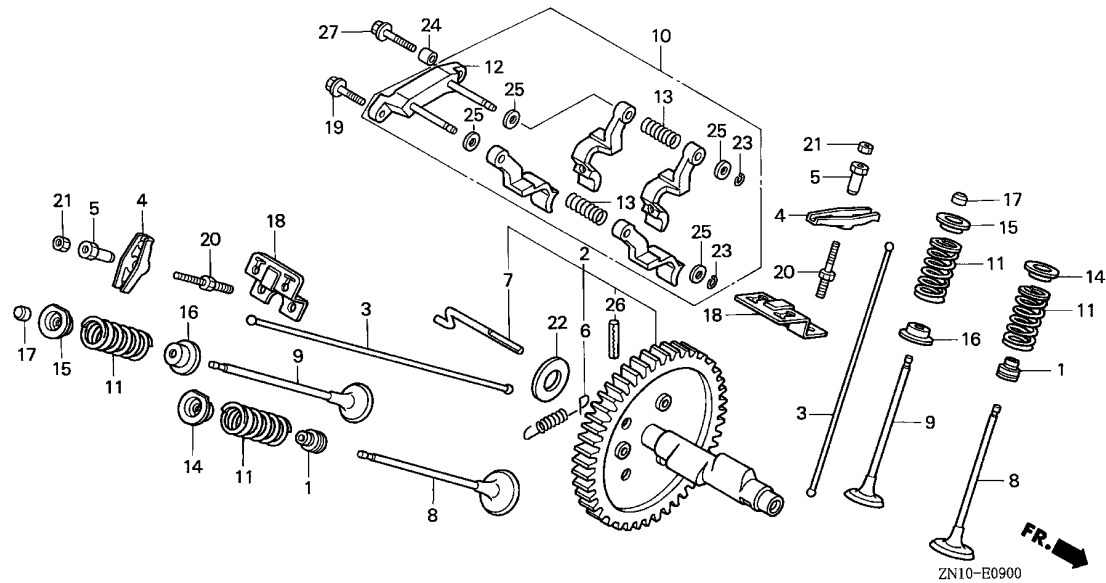


Ref. No.	L.O.N.	(Relative ref. Number) Description	F.R.T.
+ 4	1111U4B	.Replace both heads (intake and exhaust all) add	0.3
8	1111T9	VALVE, INTAKE(ONE) :LEFT BANK .INCLUDES: Valve clearance adjustment and reface	1.3
	1111T9B	.Replace one head(intake and exhaust all) add .....	0.1
	1111T9C	.Replace both heads (intake and exhaust all) add	0.3
	1111U1	VALVE, INTAKE(ONE) :RIGHT BANK .INCLUDES: Valve clearance adjustment and reface	1.3
	1111U1B	.Replace one head(intake and exhaust all) add .....	0.1
	1111U1C	.Replace both heads (intake and exhaust all) add	0.3
9	1111U0	VALVE, EXHAUST(ONE) :LEFT BANK .INCLUDES: Valve clearance adjustment and reface	1.3
	1111U0B	.Replace one head(intake and exhaust all) add .....	0.1
	1111U0C	.Replace both heads (intake and exhaust all) add	0.3
	1111U2	VALVE, EXHAUST(ONE) :RIGHT BANK .....	1.3



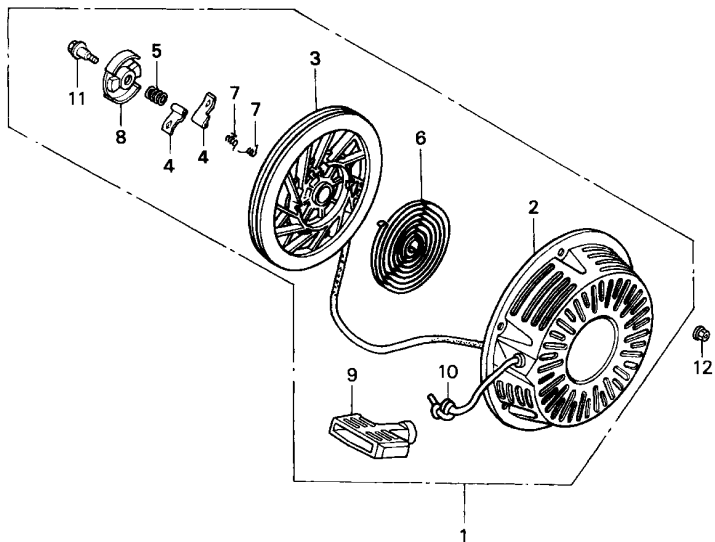


Ref. No.	L.O.N.	(Relative ref. Number) Description	F.R.T.
+ 9		.INCLUDES: Valve clearance adjustment and reface	
	1111U2B	.Replace one head(intake and exhaust all) add .....	0.1
	1111U2C	.Replace both heads (intake and exhaust all) add .....	0.3
10	1111F7	LIFTER, VALVE .....	0.4
		.INCLUDES: Valve clearance adjustment	
11	1111V9	SPRING, VALVE(ONE) :INTAKE LEFT BANK .....	1.2
		.INCLUDES: Valve clearance adjustment	
	1111V9A	.Replace one head(intake and exhaust all) add .....	0.1
	1111V9B	.Replace both heads (intake and exhaust all) add .....	0.3
	1111W0	SPRING, VALVE(ONE) :INTAKE RIGHT BANK .....	1.2
		.INCLUDES: Valve clearance adjustment	
	1111WOA	.Replace one head(intake and exhaust all) add .....	0.1
	1111WOB	.Replace both heads (intake and exhaust all) add .....	0.3



Ref. No.	L.O.N.	(Relative ref. Number) Description	F.R.T.
+11	1111W1	SPRING, VALVE(ONE) :EXHAUST LEFT BANK .....	1.2
		.INCLUDES: Valve clearance adjustment	
	1111W1A	.Replace one head(intake and exhaust all) add .....	0.1
	1111W1B	.Replace both heads (intake and exhaust all) add	0.3
	1111W2	SPRING, VALVE(ONE) :EXHAUST RIGHT BANK .....	1.2
		.INCLUDES: Valve clearance adjustment	
	1111W2A	.Replace one head(intake and exhaust all) add .....	0.1
	1111W2B	.Replace both heads (intake and exhaust all) add	0.2
12	1111P2	SHAFT, VALVE LIFTER .....	0.4
		.INCLUDES: Valve clearance adjustment	



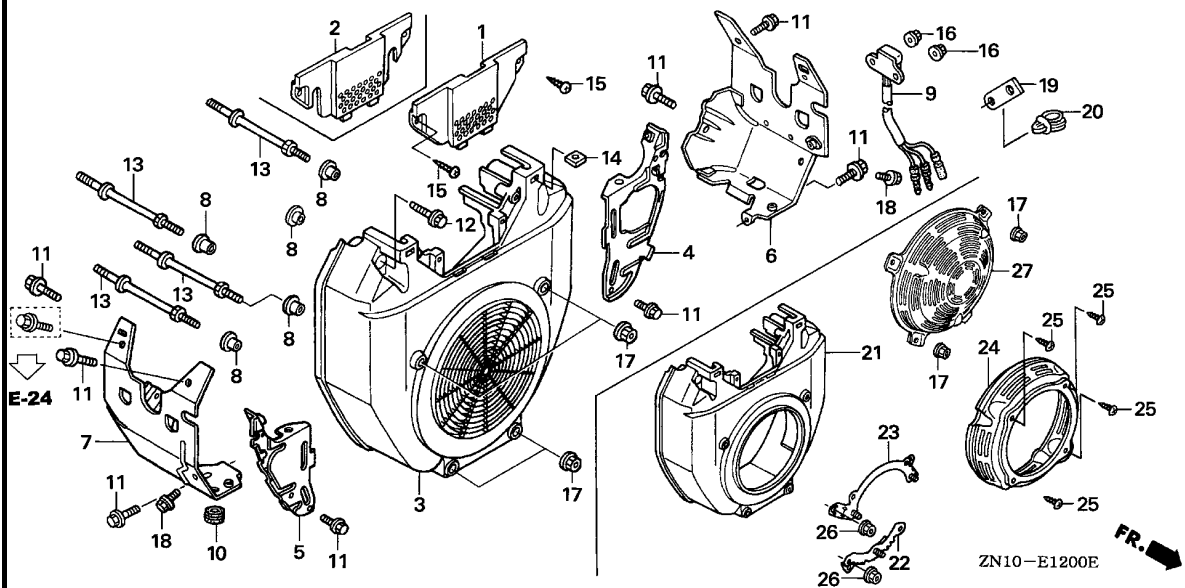


ZN10-E1100A

Ref. No.	L.O.N.	(Relative ref. Number) Description	F.R.T.
1	1121B9	STARTER, RECOIL .....	0.1
3	1121B1	REEL, RECOIL STARTER .....	0.4
4		(7)	
	1121B0	RATCHET, STARTER AND/OR .....	0.2
		SPRING, RATCHET .....	
		.NOTE: Same time for two units	
5	1121D6	SPRING, FRICTION .....	0.2
6	1121B7	SPRING, RECOIL STARTER RETURN .....	0.4
8	1121B2	RETAINER, SPRING .....	0.2
9	1121A3	GRIP, RECOIL STARTER .....	0.1
10	1121B3	ROPE, RECOIL STARTER .....	0.4

Ref. No.	Part No.	Description	Reqd. QTY		Serial No.	Parts catalogue code
			GX670 (1)	(2)		
1	28400-ZE3-W01ZP	STARTER ASSY., RECOIL	1	-	-----	TAX1,TAX1/A
		*R280*.....POWER RED				
2	28410-ZE3-W01ZP	CASE COMP., RECOIL STARTER	1	-	-----	TAX1,TAX1/A
		*R280*.....POWER RED				
3	28421-ZE3-W01	PULLEY, RECOIL STARTER .....	1	-	-----	TAX1,TAX1/A
4	28422-ZE2-W01	RATCHET, STARTER .....	2	-	-----	TAX1,TAX1/A
5	28441-ZE2-W01	SPRING, FRICTION .....	1	-	-----	TAX1,TAX1/A
6	28442-ZE2-W01	SPRING, STARTER RETURN .....	1	-	-----	TAX1,TAX1/A
7	28443-ZE2-W01	SPRING, RATCHET .....	2	-	-----	TAX1,TAX1/A
8	28444-ZE2-W01	RETAINER, SPRING .....	1	-	-----	TAX1,TAX1/A
9	28461-ZE2-W02	GRIP, STARTER .....	1	-	-----	TAX1,TAX1/A
10	28462-ZE3-W01	ROPE, RECOIL STARTER .....	1	-	-----	TAX1,TAX1/A
11	90004-ZE2-W01	SCREW, CENTER .....	1	-	-----	TAX1,TAX1/A
12	94050-06070	NUT, FLANGE, 6MM .....	3	-	-----	TAX1,TAX1/A





Ref. No.	Part No.	Description	Reqd. QTY		Serial No.	Parts catalogue code	
			GX670 (1)	(2)			
(4)	19612-ZJ1-841	PLATE, SIDE .....	1	-	-----	BAF/A,BDW/A,BXC/A,BXF/A,BXF5/A,BXF9/A,TAB/A,TAF/A,TAF5/A,TAX1,TAX1/A TDW/A,TKW,TWF6,TWF6/A,TXA2/A,TFX/A,TFX2/A,TFX3/A,TFX4/A,TFX5/A,TFX7 TFX7/A,TFX8/A,TFX9/A,TXW,TXW/A,VAB2,VAB2/A,VXE1,VXE1/A,VXE2/A,VXE4 VXE4/A	
			1	-	1010481	-----	BAF,BDW,BXF,BXF5,BXF9,TAF,TAF5,TDW,TXA2,TFX,TFX2,TFX3,TFX4,TFX5,TFX8 TFX9,VXE2
			-	1			
5	19614-ZJ1-840	PLATE, SIDE .....	1	-	-----	BXC,TAB	
			1	-	1010480	-----	BAF,BDW,BXF,BXF5,BXF9,TAF,TAF5,TDW,TXA2,TFX,TFX2,TFX3,TFX4,TFX5,TFX8 TFX9,VXE2
	19614-ZJ1-841	.....	1	-	-----	BAF/A,BDW/A,BXC/A,BXF/A,BXF5/A,BXF9/A,TAB/A,TAF/A,TAF5/A,TAX1,TAX1/A TDW/A,TKW,TWF6,TWF6/A,TXA2/A,TFX/A,TFX2/A,TFX3/A,TFX4/A,TFX5/A,TFX7 TFX7/A,TFX8/A,TFX9/A,TXW,TXW/A,VAB2,VAB2/A,VXE1,VXE1/A,VXE2/A,VXE4 VXE4/A	
			1	-	1010481	-----	BAF,BDW,BXF,BXF5,BXF9,TAF,TAF5,TDW,TXA2,TFX,TFX2,TFX3,TFX4,TFX5,TFX8 TFX9,VXE2
			-	1			
6	19631-ZJ1-840	SHROUD .....	1	1	-----	BAF,BAF/A,BDW,BDW/A,TAB,TAB/A,TAF,TAF/A,TAF5,TAF5/A,TAX1,TAX1/A,TDW TDW/A,TKW,VAB2,VAB2/A,VXC,VXC/A	
	19631-ZJ1-850	SHROUD (OIL ALERT) .....	1	1	-----	BXC,BXC/A,BXF,BXF/A,BXF5,BXF5/A,BXF9,BXF9/A,TWF6,TWF6/A,TXA2,TXA2/A TFX,TFX/A,TFX2,TFX2/A,TFX3,TFX3/A,TFX4,TFX4/A,TFX5,TFX5/A,TFX7,TFX7/A TFX8,TFX8/A,TFX9,TFX9/A,TXW,TXW/A,VXC2,VXC2/A,VXE1,VXE1/A,VXE2,VXE2/A VXE4,VXE4/A	
7	19632-ZN1-000	SHROUD, L. ....	1	-	-----	TAB	
			1	-	1010480	-----	BAF,BDW,BXC,BXF,BXF5,BXF9,TAF,TAF5,TDW,TXA2,TFX,TFX2,TFX3,TFX4,TFX5 TFX8,TFX9,VXE2

Ref. No.	Part No.	Description	Reqd. QTY		Serial No.	Parts catalogue code
			GX670 (1)	(2)		
(7)	19632-ZN1-010	SHROUD .....	1	1	-----	BAF/A,BDW/A,BXC/A,BXF/A,BXF5/A,BXF9/A,TAB/A,TAF/A,TAF5/A,TAX1,TAX1/A TDW/A,TKW,TWF6,TWF6/A,TXA2/A,TFX/A,TFX2/A,TFX3/A,TFX4/A,TFX5/A,TFX7 TFX7/A,TFX8/A,TFX9/A,TXW,TXW/A,VAB2,VAB2/A,VXC2,VXC2/A,VXE1,VXE1/A VXE2/A,VXE4,VXE4/A
			1	-	1010481	BAF,BDW,BXC,BXF,BXF5,BXF9,TAF,TAF5,TDW,TXA2,TFX,TFX2,TFX3,TFX4,TFX5 TFX8,TFX9,VXE2
	19632-ZJ1-841	.....	-	1	-----	VXC,VXC/A
8	33713-GC2-000	COLLAR B, TAILLIGHT .....	6	6	-----	
9	34150-ZJ1-841	ALERT UNIT, OIL .....	1	-	1038698	BXC,BXF,BXF5,BXF9,TWF6,TXA2,TFX,TFX2,TFX3,TFX4,TFX5,TFX7,TFX8,TFX9 TXW,VXE1,VXE2,VXE4
			-	1	1005665	VXC2
	34150-ZJ1-842	.....	1	1	-----	BXC/A,BXF/A,BXF5/A,BXF9/A,TWF6/A,TXA2/A,TFX/A,TFX2/A,TFX3/A,TFX4/A TFX5/A,TFX7/A,TFX8/A,TFX9/A,TXW/A,VXC2/A,VXE1/A,VXE2/A,VXE4/A
			1	-	1038699	BXC,BXF,BXF5,BXF9,TWF6,TXA2,TFX,TFX2,TFX3,TFX4,TFX5,TFX7,TFX8,TFX9 TXW,VXE1,VXE2,VXE4
			-	1	1005666	VXC2
10	80101-310-000	RUBBER, RR. FENDER CUSHION ..	1	1	-----	
11	90013-883-000	BOLT, FLANGE, 6X12(CT200) ...	9	-	-----	VXC2,VXC2/A
			-	9	-----	VXC,VXC/A
			-	10	-----	
12	90018-ZE1-000	BOLT, FLANGE, 6X23(CT200) ...	2	2	-----	
13	90042-ZJ1-840	BOLT, STUD, 6X71 .....	4	4	-----	
14	90313-ZJ1-840	NUT, SQUARE, 5MM .....	2	-	-----	BAF,BAF/A,BDW,BDW/A,BXC,BXC/A,BXF,BXF/A,BXF5,BXF5/A,BXF9,BXF9/A,TAB TAB/A,TAF,TAF/A,TAF5,TAF5/A,TAX1,TAX1/A,TDW,TDW/A,TKW,TWF6,TWF6/A,TFX TFX/A,TFX2,TFX2/A,TFX3,TFX3/A,TFX4,TFX4/A,TFX5,TFX5/A,TFX7,TFX7/A TFX8,TFX8/A,TFX9,TFX9/A,TXW,TXW/A,VAB2,VAB2/A,VXE1,VXE1/A,VXE2,VXE2/A VXE4,VXE4/A
			-	2	-----	
15	93913-25580	SCREW, TAPPING, 5X20 .....	2	2	-----	
16	94050-05000	NUT, FLANGE, 5MM .....	2	2	-----	BXC,BXC/A,BXF,BXF/A,BXF5,BXF5/A,BXF9,BXF9/A,TWF6,TWF6/A,TXA2,TXA2/A TFX,TFX/A,TFX2,TFX2/A,TFX3,TFX3/A,TFX4,TFX4/A,TFX5,TFX5/A,TFX7,TFX7/A TFX8,TFX8/A,TFX9,TFX9/A,TXW,TXW/A,VXC2,VXC2/A,VXE1,VXE1/A,VXE2,VXE2/A VXE4,VXE4/A
17	94050-06000	NUT, FLANGE, 6MM .....	4	-	-----	BAF,BAF/A,BDW,BDW/A,BXC,BXC/A,BXF,BXF/A,BXF5,BXF5/A,BXF9,BXF9/A,TAB TAB/A,TAF,TAF/A,TAF5,TAF5/A,TDW,TDW/A,TKW,TWF6,TWF6/A,TXA2,TXA2/A,TFX TFX/A,TFX2,TFX2/A,TFX3,TFX3/A,TFX4,TFX4/A,TFX5,TFX5/A,TFX7,TFX7/A TFX8,TFX8/A,TFX9,TFX9/A,TXW,TXW/A,VAB2,VAB2/A,VXE1,VXE1/A,VXE2,VXE2/A VXE4,VXE4/A
			-	4	-----	
18	95701-06008-00	BOLT, FLANGE, 6X8 .....	2	2	-----	
19	32103-ZG8-000	BRACKET, WIRE HARNESS CLIP ..	-	1	-----	VXC2,VXC2/A
20	91558-SD5-003	CLIP, WIRE HARNESS (BLACK) ..	-	1	-----	VXC2,VXC2/A
21	19611-ZJ1-850ZC	COVER, FAN (RECOIL STARTER) *R280*.....POWER RED	1	-	-----	TAX1,TAX1/A,VAB2,VAB2/A
22	28491-ZJ1-840	STAY A, RECOIL STARTER .....	1	-	-----	TAX1,TAX1/A
23	28492-ZJ1-840	STAY B, RECOIL STARTER .....	1	-	-----	TAX1,TAX1/A
24	28496-ZJ1-840ZC	COVER, RECOIL STARTER STAY *R280*.....POWER RED	1	-	-----	TAX1,TAX1/A
25	93903-35380	SCREW, TAPPING, 5X16 .....	4	-	-----	TAX1,TAX1/A
26	94050-06070	NUT, FLANGE, 6MM .....	4	-	-----	TAX1,TAX1/A
27	19621-ZJ1-801ZC	PROTECTOR, FAN COVER *R280*.....POWER RED	1	-	-----	VAB2,VAB2/A

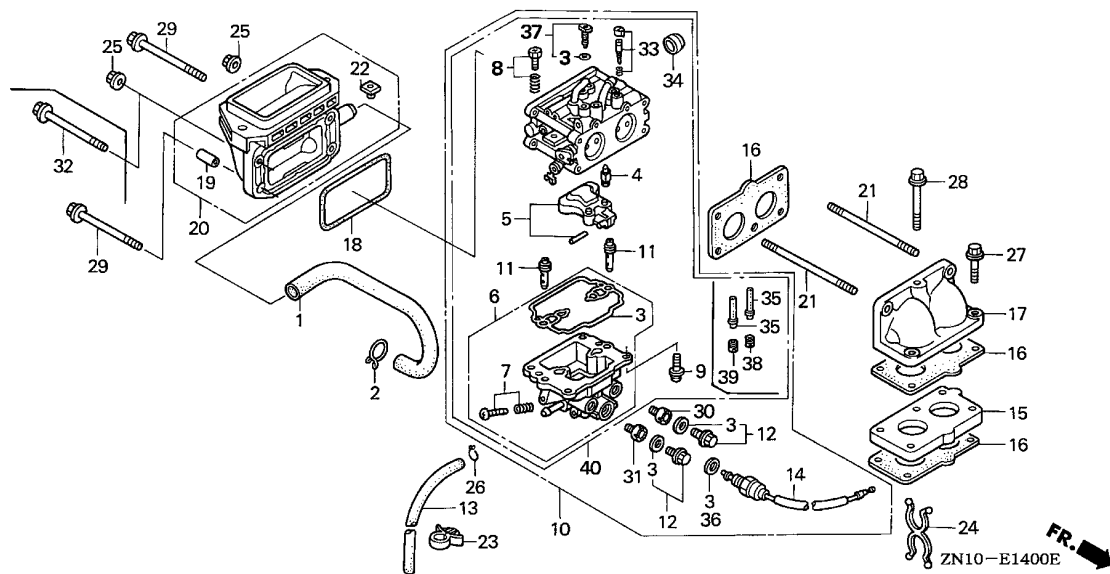




E-14

CARBURETOR(1)

E 3

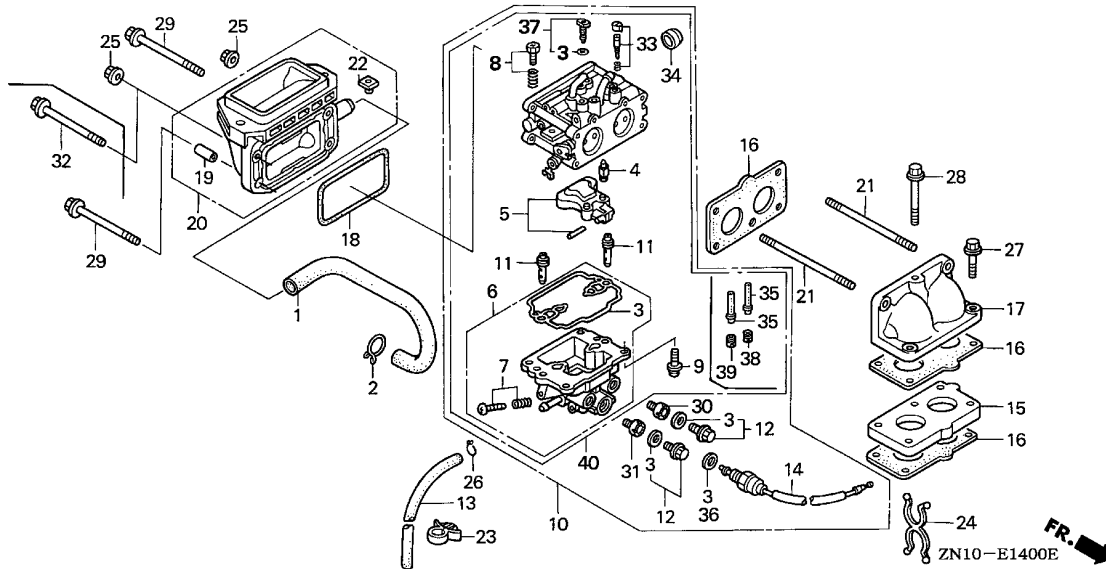


Ref. No.	L.O.N.	(Relative ref. Number) Description	F.R.T.
1	1111K5	TUBE, BREATHER .....	0.3
3	3111B1	GASKET SET, CARBURETOR .....	0.8
4	3111E1	VALVE SET, FLOAT AND/OR FLOAT SET .....	0.7
6	3111A3	CHAMBER SET, FLOAT AND/OR GASKET, FLOAT CHAMBER .....	0.8
10	3111F3	CARBURETOR .....	0.4
14	6211C0	VALVE, CARBURETOR SOLENOID ...	0.4
15	3111C0	INSULATOR, CARBURETOR AND/OR PACKING, INSULATOR .....	0.4
17	3111B0	ELBOW, MANIFOLD .....	0.4
18	3121D9	PACKING, AIR CLEANER .....	0.4
20	3121B4	ELBOW, AIR CLEANER .....	0.4
33	3111D7	SCREW SET, PILOT .....	0.3

Ref. No.	Part No.	Description	Reqd. QTY		Serial No.	Parts catalogue code
			GX670 (1)	(2)		
1	12357-ZJ1-840	TUBE, BREATHER .....	1	-	-----	BAF,BAF/A,BDW,BDW/A,BXC,BXC/A,BXF,BXF/A,BXF5,BXF5/A,BXF9,BXF9/A,TAB TAB/A,TAF,TAF/A,TAF5,TAF5/A,TAX1,TAX1/A,TDW,TDW/A,TKW,TWF6,TWF6/A TXA2,TXA2/A,TFX,TFX/A,TFX2,TFX2/A,TFX3,TFX3/A,TFX4,TFX4/A,TFX5,TFX5/A TXF7,TFX7/A,TFX8,TFX8/A,TFX9,TFX9/A,TXW,TXW/A,VXE1,VXE1/A,VXE2,VXE2/A VXE4,VXE4/A
2	15772-551-000	CLIP, BREATHER TUBE .....	1	-	-----	BAF,BAF/A,BDW,BDW/A,BXC,BXC/A,BXF,BXF/A,BXF5,BXF5/A,BXF9,BXF9/A,TAB TAB/A,TAF,TAF/A,TAF5,TAF5/A,TAX1,TAX1/A,TDW,TDW/A,TKW,TWF6,TWF6/A TXA2,TXA2/A,TFX,TFX/A,TFX2,TFX2/A,TFX3,TFX3/A,TFX4,TFX4/A,TFX5,TFX5/A TXF7,TFX7/A,TFX8,TFX8/A,TFX9,TFX9/A,TXW,TXW/A,VXE1,VXE1/A,VXE2,VXE2/A VXE4,VXE4/A
3	16010-ZN1-003	GASKET SET .....	1	-	-----	TB01A A BAF,BDW,BXF,BXF5,BXF9,TAF,TAF5,TDW,TFX,TFX2,TFX3,TFX4,TFX5,TFX8,TFX9
	16010-ZN1-801	.....	1	-	-----	TB01B A VXE2
		(CARBURETOR NO.)	1	-	-----	BAF/A,BDW/A,BXC,BXC/A,BXF/A,BXF5/A,BXF9/A,TAB,TAB/A,TAF/A,TAF5/A TDW/A,TKW,TWF6,TWF6/A,TXA2,TXA2/A,TFX/A,TFX2/A,TFX3/A,TFX4/A,TFX5/A TXF7,TFX7/A,TFX8/A,TFX9/A,TXW,TXW/A,VXE1,VXE1/A,VXE2/A,VXE4,VXE4/A
	16010-ZN1-941	.....	1	-	-----	BAF,BDW,BXF,BXF5,BXF9,TAF,TAF5,TDW,TFX,TFX2,TFX3,TFX4,TFX5,TFX8,TFX9
	16011-ZN1-003	VALVE, FLOAT .....	1	-	-----	VXE2
	16011-ZN1-801	VALVE SET, FLOAT .....	1	-	-----	TAX1,TAX1/A
		(CARBURETOR NO.)	1	-	-----	TB01A A BAF,BDW,BXF,BXF5,BXF9,TAF,TAF5,TDW,TFX,TFX2,TFX3,TFX4,TFX5,TFX8,TFX9
		.....	1	-	-----	TB01B A VXE2
		(CARBURETOR NO.)	1	-	-----	BAF/A,BDW/A,BXC,BXC/A,BXF/A,BXF5/A,BXF9/A,TAB,TAB/A,TAF/A,TAF5/A,TAX1 TAX1/A,TDW/A,TKW,TWF6,TWF6/A,TXA2,TXA2/A,TFX/A,TFX2/A,TFX3/A,TFX4/A TXF5/A,TFX7,TFX7/A,TFX8/A,TFX9/A,TXW,TXW/A,VXE1,VXE1/A,VXE2/A,VXE4 VXE4/A
		.....	1	-	-----	BAF,BDW,BXF,BXF5,BXF9,TAF,TAF5,TDW,TFX,TFX2,TFX3,TFX4,TFX5,TFX8,TFX9
		.....	1	-	-----	VXE2

Ref. No.	Part No.	Description	Reqd. QTY		Serial No.	Parts catalogue code
			GX670 (1)	(2)		
5	16013-ZN1-003	FLOAT SET (CARBURETOR NO.)	1	-	TB01A A	BAF,BDW,BXF,BXF5,BXF9,TAF,TAF5,TDW,TFX,TFX2,TFX3,TFX4,TFX5,TFX8,TFX9
		//	1	-	TB01B A	VXE2
	16013-ZN1-801	//	1	-		BAF/A,BDW/A,BXC,BXC/A,BXF/A,BXF5/A,BXF9/A,TAB,TAB/A,TAF/A,TAF5/A,TAX1/TAX1/A,TDW/A,TKW,TWF6,TWF6/A,TXA2,TXA2/A,TFX/A,TFX2/A,TFX3/A,TFX4/A,TFX5/A,TFX7,TFX7/A,TFX8/A,TFX9/A,TXW,TXW/A,VXE1,VXE1/A,VXE2/A,VXE4/VXE4/A
		(CARBURETOR NO.)	1	-	BK01A A	BAF,BDW,BXF,BXF5,BXF9,TAF,TAF5,TDW,TFX,TFX2,TFX3,TFX4,TFX5,TFX8,TFX9
		//	1	-	BK01B B	VXE2
6	16015-ZN1-003	CHAMBER SET, FLOAT (CARBURETOR NO.)	1	-	TB01A A	BAF,BDW,BXF,BXF5,BXF9,TAF,TAF5,TDW,TFX,TFX2,TFX3,TFX4,TFX5,TFX8,TFX9
		//	1	-	TB01B A	VXE2
	16015-ZN1-801	//	1	-		BAF/A,BDW/A,BXC,BXC/A,BXF/A,BXF5/A,BXF9/A,TAB,TAB/A,TAF/A,TAF5/A,TDW/A,TKW,TWF6,TWF6/A,TXA2,TXA2/A,TFX/A,TFX2/A,TFX3/A,TFX4/A,TFX5/A,TFX7,TFX7/A,TFX8/A,TFX9/A,TXW,TXW/A,VXE1,VXE1/A,VXE2/A,VXE4/VXE4/A
		(CARBURETOR NO.)	1	-	BK01A A	BAF,BDW,BXF,BXF5,BXF9,TAF,TAF5,TDW,TFX,TFX2,TFX3,TFX4,TFX5,TFX8,TFX9
		//	1	-	BK01B B	VXE2
	16015-ZN1-941	//	1	-		TAX1,TAX1/A
7	16024-ZN1-003	SCREW SET, DRAIN (CARBURETOR NO.)	1	-	TB01A A	BAF,BDW,BXF,BXF5,BXF9,TAF,TAF5,TDW,TFX,TFX2,TFX3,TFX4,TFX5,TFX8,TFX9
		//	1	-	TB01B A	VXE2
	16024-124-760	//	1	-		BAF/A,BDW/A,BXC,BXC/A,BXF/A,BXF5/A,BXF9/A,TAB,TAB/A,TAF/A,TAF5/A,TAX1/TAX1/A,TDW/A,TKW,TWF6,TWF6/A,TXA2,TXA2/A,TFX/A,TFX2/A,TFX3/A,TFX4/A,TFX5/A,TFX7,TFX7/A,TFX8/A,TFX9/A,TXW,TXW/A,VXE1,VXE1/A,VXE2/A,VXE4/VXE4/A
		(CARBURETOR NO.)	1	-	BK01A A	BAF,BDW,BXF,BXF5,BXF9,TAF,TAF5,TDW,TFX,TFX2,TFX3,TFX4,TFX5,TFX8,TFX9
		//	1	-	BK01B B	VXE2
8	16028-ZN1-003	SCREW SET (THROTTLE STOP) (CARBURETOR NO.)	1	-	TB01A A	BAF,BDW,BXF,BXF5,BXF9,TAF,TAF5,TDW,TFX,TFX2,TFX3,TFX4,TFX5,TFX8,TFX9
		//	1	-	TB01B A	VXE2
	16028-ZN1-801	SCREW SET, THROTTLE	1	-		BAF/A,BDW/A,BXC,BXC/A,BXF/A,BXF5/A,BXF9/A,TAB,TAB/A,TAF/A,TAF5/A,TAX1/TAX1/A,TDW/A,TKW,TWF6,TWF6/A,TXA2,TXA2/A,TFX/A,TFX2/A,TFX3/A,TFX4/A,TFX5/A,TFX7,TFX7/A,TFX8/A,TFX9/A,TXW,TXW/A,VXE1,VXE1/A,VXE2/A,VXE4/VXE4/A
		(CARBURETOR NO.)	1	-	BK01A A	BAF,BDW,BXF,BXF5,BXF9,TAF,TAF5,TDW,TFX,TFX2,TFX3,TFX4,TFX5,TFX8,TFX9
		//	1	-	BK01B B	VXE2
9	16081-ZN1-003	SCREW-WASHER (CARBURETOR NO.)	4	-	TB01A A	BAF,BDW,BXF,BXF5,BXF9,TAF,TAF5,TDW,TFX,TFX2,TFX3,TFX4,TFX5,TFX8,TFX9
		//	4	-	TB01B A	VXE2
	93500-04012-1H	SCREW, PAN, 4X12	4	-		BAF/A,BDW/A,BXC,BXC/A,BXF/A,BXF5/A,BXF9/A,TAB,TAB/A,TAF/A,TAF5/A,TAX1/TAX1/A,TDW/A,TKW,TWF6,TWF6/A,TXA2,TXA2/A,TFX/A,TFX2/A,TFX3/A,TFX4/A,TFX5/A,TFX7,TFX7/A,TFX8/A,TFX9/A,TXW,TXW/A,VXE1,VXE1/A,VXE2/A,VXE4/VXE4/A
		(CARBURETOR NO.)	4	-	BK01A A	BAF,BDW,BXF,BXF5,BXF9,TAF,TAF5,TDW,TFX,TFX2,TFX3,TFX4,TFX5,TFX8,TFX9
		//	4	-	BK01B B	VXE2
10	16100-ZN1-H03	CARBURETOR ASSY. (TB01B A)	1	-	1007812	VXE2
	16100-ZN1-003	CARBURETOR ASSY. (TB01A A)	1	-	1007245	BAF,BDW,BXF,BXF5,BXF9,TAF,TAF5,TDW,TFX,TFX2,TFX3,TFX4,TFX5,TFX8,TFX9
	16100-ZN1-801	CARBURETOR ASSY. (BK01A A)	1	-		BAF/A,BDW/A,BXF/A,BXF5/A,BXF9/A,TAB,TAB/A,TAF/A,TAF5/A,TDW/A,TKW,TWF6/TWF6/A,TFX/A,TFX2/A,TFX3/A,TFX4/A,TFX5/A,TFX7,TFX7/A,TFX8/A,TFX9/A,TXW,TXW/A
		(CARBURETOR NO.)	1	-	1007246	BAF,BDW,BXF,BXF5,BXF9,TAF,TAF5,TDW,TFX,TFX2,TFX3,TFX4,TFX5,TFX8,TFX9
		//	1	-		VXE1,VXE1/A,VXE2/A,VXE4,VXE4/A
	16100-ZN1-812	CARBURETOR ASSY. (BK01B B)	1	-	1007813	VXE2
		(CARBURETOR NO.)	1	-		TXA2,TXA2/A
	16100-ZN1-821	CARBURETOR ASSY. (BK01D A)	1	-		BXC,BXC/A
	16100-ZN1-U01	CARBURETOR ASSY. (BK01E A)	1	-		

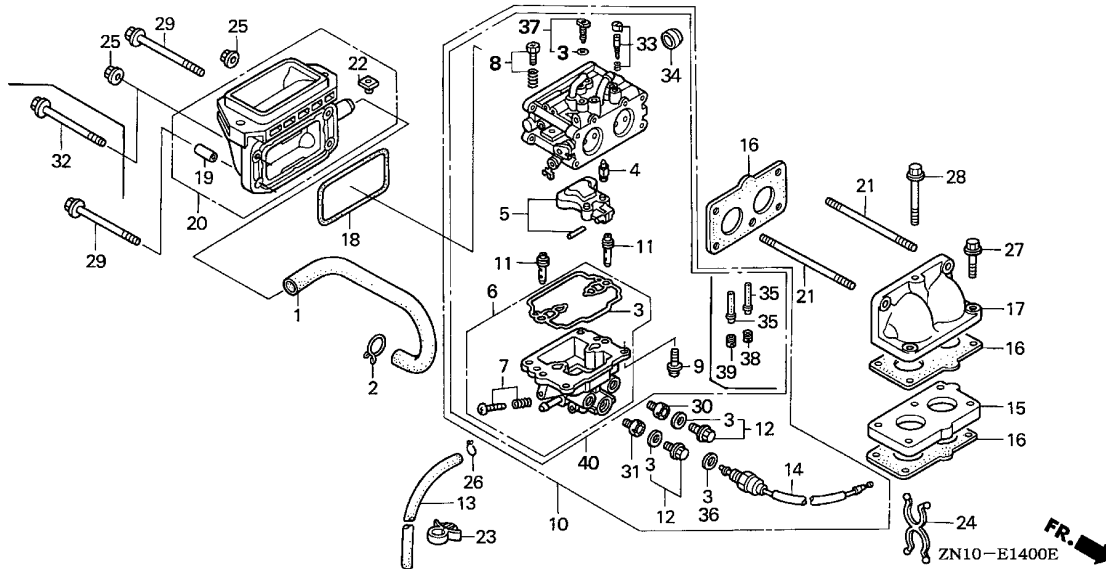




Ref. No.	Part No.	Description	Reqd. QTY		Serial No.	Parts catalogue code
			GX670 (1)	(2)		
11	16150-ZN1-003	JET, SLOW, #54 (CARBURETOR NO.)	2	-	TB01A A BAF,BDW,BXF,BXF5,BXF9,TAF,TAF5,TDW,TFX,TFX2,TFX3,TFX4,TFX5,TFX8,TFX9	
12	16181-ZN1-003	PLUG SET (CARBURETOR NO.)	2	-	TB01B A VXE2	
13	16198-ZJ1-840	TUBE, DRAIN	2	-	TB01B A VXE2	
14	16200-ZN1-003	VALVE ASSY., SOLENOID (NIKKI) (CARBURETOR NO.)	1	-	TB01A A BAF,BDW,BXF,BXF5,BXF9,TAF,TAF5,TDW,TFX,TFX2,TFX3,TFX4,TFX5,TFX8,TFX9	
	16200-ZN1-801	VALVE ASSY., SOLENOID (KEIHIN) (CARBURETOR NO.)	1	-	TB01B A VXE2	
			1	-	BK01A A BAF,BDW,BXF,BXF5,BXF9,TAB,TAF,TAF5,TDW,TFX,TFX2,TFX3,TFX4,TFX5,TFX8,TFX9	
			1	-	BK01B A VXE2	
			1	-	BK01D A TXA2	
			1	-	BK01E A BXC	
15	16211-ZN1-000	INSULATOR, CARBURETOR	1	-	BAF,BAF/A,BDW,BDW/A,BXC,BXC/A,BXF,BXF/A,BXF5,BXF5/A,BXF9,BXF9/A,TAB TAB/A,TAF,TAF/A,TAF5,TAF5/A,TAX1,TAX1/A,TDW,TDW/A,TKW,TWF6,TWF6/A TXA2,TXA2/A,TFX,TFX/A,TFX2,TFX2/A,TFX3,TFX3/A,TFX4,TFX4/A,TFX5,TFX5/A TFX7,TFX7/A,TFX8,TFX8/A,TFX9,TFX9/A,TXW,TXW/A,VXE1,VXE1/A,VXE2,VXE2/A VXE4,VXE4/A	

Ref. No.	Part No.	Description	Reqd. QTY		Serial No.	Parts catalogue code
			GX670 (1)	(2)		
16	16221-ZN1-000	PACKING, CARBURETOR .....	3	-		BAF,BAF/A,BDW,BDW/A,BXC,BXC/A,BXF,BXF/A,BXF5,BXF5/A,BXF9,BXF9/A,TAB TAB/A,TAF,TAF/A,TAF5,TAF5/A,TAX1,TAX1/A,TDW,TDW/A,TKW,TWF6,TWF6/A TXA2,TXA2/A,TFX,TFX/A,TFX2,TFX2/A,TFX3,TFX3/A,TFX4,TFX4/A,TFX5,TFX5/A TFX7,TFX7/A,TFX8,TFX8/A,TFX9,TFX9/A,TXW,TXW/A,VXE1,VXE1/A,VXE2,VXE2/A VXE4,VXE4/A
17	17103-ZN1-000 17103-ZN1-010	ELBOW, MANIFOLD .....	1	-	1002260	BAF,BDW,BXF,TAF,TDW,TFX,TFX3 BAF/A,BDW/A,BXC,BXC/A,BXF/A,BXF5,BXF5/A,BXF9,BXF9/A,TAB,TAB/A,TAF/A TAF5,TAF5/A,TAX1,TAX1/A,TDW/A,TKW,TWF6,TWF6/A,TXA2,TXA2/A,TFX/A,TFX2 TFX2/A,TFX3/A,TFX4,TFX4/A,TFX5,TFX5/A,TFX7,TFX7/A,TFX8,TFX8/A,TFX9 TFX9/A,TXW,TXW/A,VXE1,VXE1/A,VXE2,VXE2/A,VXE4,VXE4/A
18	17228-ZN1-000	PACKING, AIR CLEANER .....	1	-	1002261	BAF,BDW,BXF,TAF,TDW,TFX,TFX3 BAF,BAF/A,BDW,BDW/A,BXC,BXC/A,BXF,BXF/A,BXF5,BXF5/A,BXF9,BXF9/A,TAB TAB/A,TAF,TAF/A,TAF5,TAF5/A,TAX1,TAX1/A,TDW,TDW/A,TKW,TWF6,TWF6/A TXA2,TXA2/A,TFX,TFX/A,TFX2,TFX2/A,TFX3,TFX3/A,TFX4,TFX4/A,TFX5,TFX5/A TFX7,TFX7/A,TFX8,TFX8/A,TFX9,TFX9/A,TXW,TXW/A,VXE1,VXE1/A,VXE2,VXE2/A VXE4,VXE4/A
19	17238-ZJ4-830	COLLAR A, AIR CLEANER .....	4	-		BAF,BAF/A,BDW,BDW/A,BXC,BXC/A,BXF,BXF/A,BXF5,BXF5/A,BXF9,BXF9/A,TAB TAB/A,TAF,TAF/A,TAF5,TAF5/A,TAX1,TAX1/A,TDW,TDW/A,TKW,TWF6,TWF6/A TXA2,TXA2/A,TFX,TFX/A,TFX2,TFX2/A,TFX3,TFX3/A,TFX4,TFX4/A,TFX5,TFX5/A TFX7,TFX7/A,TFX8,TFX8/A,TFX9,TFX9/A,TXW,TXW/A,VXE1,VXE1/A,VXE2,VXE2/A VXE4,VXE4/A
20	17410-ZN1-000	ELBOW COMP., AIR CLEANER ....	1	-		BAF,BAF/A,BDW,BDW/A,BXC,BXC/A,BXF,BXF/A,BXF5,BXF5/A,BXF9,BXF9/A,TAB TAB/A,TAF,TAF/A,TAF5,TAF5/A,TAX1,TAX1/A,TDW,TDW/A,TKW,TWF6,TWF6/A TXA2,TXA2/A,TFX,TFX/A,TFX2,TFX2/A,TFX3,TFX3/A,TFX4,TFX4/A,TFX5,TFX5/A TFX7,TFX7/A,TFX8,TFX8/A,TFX9,TFX9/A,TXW,TXW/A,VXE1,VXE1/A,VXE2,VXE2/A VXE4,VXE4/A
21	90048-ZC3-000	BOLT, STUD, 6X85 .....	2	-	1002260	BAF,BDW,BXF,TAF,TDW,TFX,TFX3
22	90314-ZJ1-840	NUT, INSERT, 6MM .....	2	-		BAF,BAF/A,BDW,BDW/A,BXC,BXC/A,BXF,BXF/A,BXF5,BXF5/A,BXF9,BXF9/A,TAB TAB/A,TAF,TAF/A,TAF5,TAF5/A,TAX1,TAX1/A,TDW,TDW/A,TKW,TWF6,TWF6/A TXA2,TXA2/A,TFX,TFX/A,TFX2,TFX2/A,TFX3,TFX3/A,TFX4,TFX4/A,TFX5,TFX5/A TFX7,TFX7/A,TFX8,TFX8/A,TFX9,TFX9/A,TXW,TXW/A,VXE1,VXE1/A,VXE2,VXE2/A VXE4,VXE4/A
23	90682-959-661	CLIP B, CABLE .....	1	-		BAF,BAF/A,BDW,BDW/A,BXC,BXC/A,BXF,BXF/A,BXF5,BXF5/A,BXF9,BXF9/A,TAB TAB/A,TAF,TAF/A,TAF5,TAF5/A,TAX1,TAX1/A,TDW,TDW/A,TKW,TWF6,TWF6/A TXA2,TXA2/A,TFX,TFX/A,TFX2,TFX2/A,TFX3,TFX3/A,TFX4,TFX4/A,TFX5,TFX5/A TFX7,TFX7/A,TFX8,TFX8/A,TFX9,TFX9/A,TXW,TXW/A,VXE1,VXE1/A,VXE2,VXE2/A VXE4,VXE4/A
24	91402-ZJ1-841	CLIP, PURSE LOCK .....	1	-		BAF,BAF/A,BDW,BDW/A,BXC,BXC/A,BXF,BXF/A,BXF5,BXF5/A,BXF9,BXF9/A,TAB TAB/A,TAF,TAF/A,TAF5,TAF5/A,TDW,TDW/A,TKW,TWF6,TWF6/A,TXA2,TXA2/A,TFX TFX/A,TFX2,TFX2/A,TFX3,TFX3/A,TFX4,TFX4/A,TFX5,TFX5/A,TFX7,TFX7/A TFX8,TFX8/A,TFX9,TFX9/A,TXW,TXW/A,VXE1,VXE1/A,VXE2,VXE2/A
25	94050-06000	NUT, FLANGE, 6MM .....	2	-		VXE4,VXE4/A
26	95002-02080	CLIP, TUBE (B8) .....	1	-	1002260	BAF,BDW,BXF,TAF,TDW,TFX,TFX3
27	95701-06030-00	BOLT, FLANGE, 6X30 .....	2	-		BAF,BAF/A,BDW,BDW/A,BXC,BXC/A,BXF,BXF/A,BXF5,BXF5/A,BXF9,BXF9/A,TAB TAB/A,TAF,TAF/A,TAF5,TAF5/A,TAX1,TAX1/A,TDW,TDW/A,TKW,TWF6,TWF6/A TXA2,TXA2/A,TFX,TFX/A,TFX2,TFX2/A,TFX3,TFX3/A,TFX4,TFX4/A,TFX5,TFX5/A TFX7,TFX7/A,TFX8,TFX8/A,TFX9,TFX9/A,TXW,TXW/A,VXE1,VXE1/A,VXE2,VXE2/A VXE4,VXE4/A

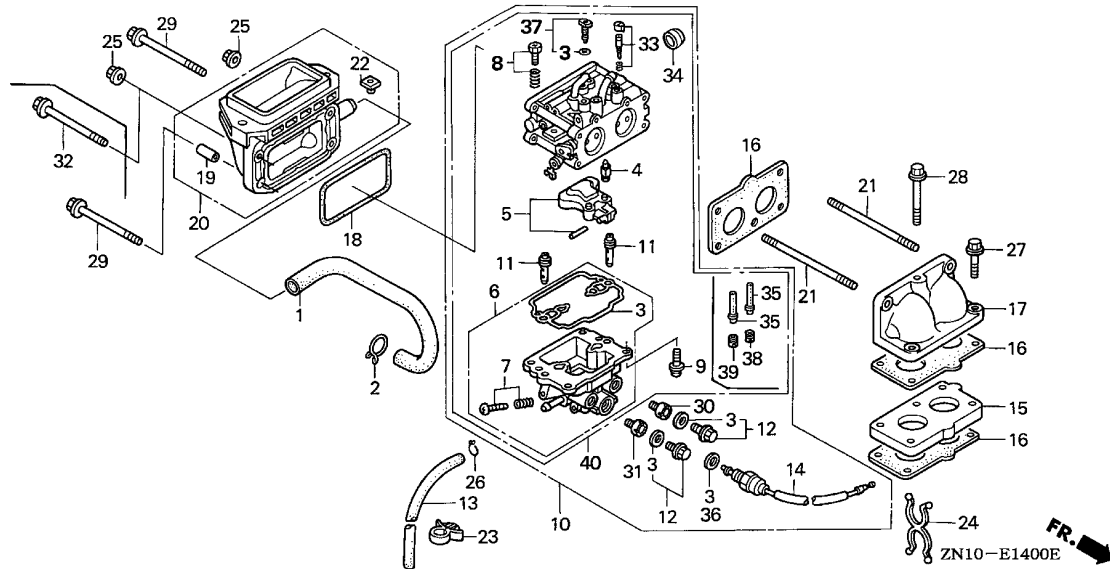




Ref. No.	Part No.	Description	Reqd. QTY		Serial No.	Parts catalogue code
			GX670 (1) (2)			
28	95701-06065-00	BOLT, FLANGE, 6X65	1	-	-	BAF,BAF/A,BDW,BDW/A,BXC,BXC/A,BXF,BXF/A,BXF5,BXF5/A,BXF9,BXF9/A,TAB TAB/A,TAF,TAF/A,TAF5,TAF5/A,TAX1,TAX1/A,TDW,TDW/A,TKW,TWF6,TWF6/A TXA2,TXA2/A,TFX,TFX/A,TFX2,TFX2/A,TFX3,TFX3/A,TFX4,TFX4/A,TFX5,TFX5/A TFX7,TFX7/A,TFX8,TFX8/A,TFX9,TFX9/A,TXW,TXW/A,VXE1,VXE1/A,VXE2,VXE2/A VXE4,VXE4/A
29	95701-06090-00 95801-06090-08	BOLT, FLANGE, 6X90	2 2	- -	1002260	BAF,BDW,BXF,TAF,TDW,TFX,TFX3 BAF/A,BDW/A,BXC,BXC/A,BXF/A,BXF5,BXF5/A,BXF9,BXF9/A,TAB,TAB/A,TAF/A TAF5,TAF5/A,TAX1,TAX1/A,TDW/A,TKW,TWF6,TWF6/A,TXA2,TXA2/A,TFX/A,TFX2 TFX2/A,TFX3/A,TFX4,TFX4/A,TFX5,TFX5/A,TFX7,TFX7/A,TFX8,TFX8/A,TFX9 TFX9/A,TXW,TXW/A,VXE1,VXE1/A,VXE2,VXE2/A,VXE4,VXE4/A
30	99101-ZN1-0920	JET, MAIN, #92 (CARBURETOR NO.)	2	-	1002261	BAF,BDW,BXF,TAF,TDW,TFX,TFX3
	99101-ZN1-0960	JET, MAIN, #96 (CARBURETOR NO.)	(1)	-	-	TB01A A BAF,BDW,BXF,BXF5,BXF9,TAF,TAF5,TDW,TFX,TFX2,TFX3,TFX4,TFX5,TFX8,TFX9 TB01B A VXE2
	99101-ZN1-1020	JET, MAIN, #102 (CARBURETOR NO.)	(1)	-	-	TB01A A BAF,BDW,BXF,BXF5,BXF9,TAF,TAF5,TDW,TFX,TFX2,TFX3,TFX4,TFX5,TFX8,TFX9 TB01B A VXE2
	99101-ZN1-0940	JET, MAIN, #94 (CARBURETOR NO.)	(1)	-	-	TB01A A BAF,BDW,BXF,BXF5,BXF9,TAF,TAF5,TDW,TFX,TFX2,TFX3,TFX4,TFX5,TFX8,TFX9 TB01B A VXE2
	99101-ZN1-0980	JET, MAIN, #98 (CARBURETOR NO.)	(1)	-	-	TB01A A BAF,BDW,BXF,BXF5,BXF9,TAF,TAF5,TDW,TFX,TFX2,TFX3,TFX4,TFX5,TFX8,TFX9 TB01B A VXE2

Ref. No.	Part No.	Description	Reqd. QTY		Serial No.	Parts catalogue code	
			GX670 (1)	(2)			
31)	99101-ZN1-1000	JET, MAIN, #100 (CARBURETOR NO.)	1	-	-----	TB01A A BAF,BDW,BXF,BXF5,BXF9,TAF,TAF5,TDW,TFX,TFX2,TFX3,TFX4,TFX5,TFX8,TFX9	
			1	-	-----	TB01B A VXE2	
32	95801-06090-08	BOLT, FLANGE, 6X90	2	-	-----	BAF/A,BDW/A,BXC,BXC/A,BXF/A,BXF5,BXF5/A,BXF9,BXF9/A,TAB,TAB/A,TAF/A,TAF5,TAF5/A,TAX1,TAX1/A,TDW/A,TKW,TWF6,TWF6/A,TXA2,TXA2/A,TFX/A,TFX2,TFX2/A,TFX3/A,TFX4,TFX4/A,TFX5,TFX5/A,TFX7,TFX7/A,TFX8,TFX8/A,TFX9,TFX9/A,TFX/A,TFX/A,VXE1,VXE1/A,VXE2,VXE2/A,VXE4,VXE4/A	
			2	-	1002261	-----	BAF,BDW,BXF,TAF,TDW,TFX,TFX3
33	16016-ZN1-801	SCREW SET, PILOT (CARBURETOR NO.)	1	-	-----	BAF/A,BDW/A,BXC,BXC/A,BXF/A,BXF5/A,BXF9/A,TAB,TAB/A,TAF/A,TAF5/A,TAX1,TAX1/A,TDW/A,TKW,TWF6,TWF6/A,TXA2,TXA2/A,TFX/A,TFX2/A,TFX3/A,TFX4/A,TFX5/A,TFX7,TFX7/A,TFX8/A,TFX9/A,TFX/A,TFX/A,VXE1,VXE1/A,VXE2/A,VXE4,VXE4/A	
			1	-	BK01A A	-----	BAF,BDW,BXF,BXF5,BXF9,TAF,TAF5,TDW,TFX,TFX2,TFX3,TFX4,TFX5,TFX8,TFX9
			1	-	BK01B B	-----	VXE2
34	16148-141-881	CAP, CHOKE DUST (CARBURETOR NO.)	1	-	-----	BAF/A,BDW/A,BXC,BXC/A,BXF/A,BXF5/A,BXF9/A,TAB,TAB/A,TAF/A,TAF5/A,TAX1,TAX1/A,TDW/A,TKW,TWF6,TWF6/A,TXA2,TXA2/A,TFX/A,TFX2/A,TFX3/A,TFX4/A,TFX5/A,TFX7,TFX7/A,TFX8/A,TFX9/A,TFX/A,TFX/A,VXE1,VXE1/A,VXE2/A,VXE4,VXE4/A	
			1	-	BK01A A	-----	BAF,BDW,BXF,BXF5,BXF9,TAF,TAF5,TDW,TFX,TFX2,TFX3,TFX4,TFX5,TFX8,TFX9
			1	-	BK01B B	-----	VXE2
35	16166-ZN1-801	NOZZLE, MAIN (CARBURETOR NO.)	2	-	-----	BAF/A,BDW/A,BXC,BXC/A,BXF/A,BXF5/A,BXF9/A,TAB,TAB/A,TAF/A,TAF5/A,TAX1,TAX1/A,TDW/A,TKW,TWF6,TWF6/A,TXA2,TXA2/A,TFX/A,TFX2/A,TFX3/A,TFX4/A,TFX5/A,TFX7,TFX7/A,TFX8/A,TFX9/A,TFX/A,TFX/A,VXE1,VXE1/A,VXE2/A,VXE4,VXE4/A	
			2	-	BK01A A	-----	BAF,BDW,BXF,BXF5,BXF9,TAF,TAF5,TDW,TFX,TFX2,TFX3,TFX4,TFX5,TFX8,TFX9
			2	-	BK01B B	-----	VXE2
36	16178-ZN1-801	WASHER, PLAIN (CARBURETOR NO.)	1	-	-----	BAF/A,BDW/A,BXC,BXC/A,BXF/A,BXF5/A,BXF9/A,TAB,TAB/A,TAF/A,TAF5/A,TDW/A,TKW,TWF6,TWF6/A,TXA2,TXA2/A,TFX/A,TFX2/A,TFX3/A,TFX4/A,TFX5/A,TFX7,TFX7/A,TFX8/A,TFX9/A,TFX/A,TFX/A,VXE1,VXE1/A,VXE2/A,VXE4,VXE4/A	
			1	-	BK01A A	-----	BAF,BDW,BXF,BXF5,BXF9,TAF,TAF5,TDW,TFX,TFX2,TFX3,TFX4,TFX5,TFX8,TFX9
			1	-	BK01B B	-----	VXE2
37	99204-ZE2-0400	JET SET, PILOT, #40 (CARBURETOR NO.)	1	-	-----	BAF/A,BDW/A,BXC,BXC/A,BXF/A,BXF5/A,BXF9/A,TAB,TAB/A,TAF/A,TAF5/A,TAX1,TAX1/A,TDW/A,TKW,TWF6,TWF6/A,TFX/A,TFX2/A,TFX3/A,TFX4/A,TFX5/A,TFX7,TFX7/A,TFX8/A,TFX9/A,TFX/A,TFX/A,VXE1,VXE1/A,VXE2/A,VXE4,VXE4/A	
			1	-	BK01A A	-----	BAF,BDW,BXF,BXF5,BXF9,TAF,TAF5,TDW,TFX,TFX2,TFX3,TFX4,TFX5,TFX8,TFX9
			1	-	BK01B B	-----	VXE2
99204-ZE2-0380	JET SET, PILOT, #38		1	-	-----	TXA2, TXA2/A	
38	99101-ZH8-0850	JET, MAIN, #85	(1)	-	-----	TXA2, TXA2/A	
99101-ZH8-0900	JET, MAIN, #90 (CARBURETOR NO.)		(1)	-	-----	BAF/A,BDW/A,BXC,BXC/A,BXF/A,BXF5/A,BXF9/A,TAB,TAB/A,TAF/A,TAF5/A,TAX1,TAX1/A,TDW/A,TKW,TWF6,TWF6/A,TFX/A,TFX2/A,TFX3/A,TFX4/A,TFX5/A,TFX7,TFX7/A,TFX8/A,TFX9/A,TFX/A,TFX/A,VXE1,VXE1/A,VXE2/A,VXE4,VXE4/A	
			(1)	-	BK01A A	-----	BAF,BDW,BXF,BXF5,BXF9,TAF,TAF5,TDW,TFX,TFX2,TFX3,TFX4,TFX5,TFX8,TFX9
			(1)	-	BK01B B	-----	VXE2
99101-ZH8-0950	JET, MAIN, #95 (CARBURETOR NO.)		1	-	-----	BXC,BXC/A,TXA2,TXA2/A	
			(1)	-	-----	BAF/A,BDW/A,BXF/A,BXF5/A,BXF9/A,TAB,TAB/A,TAF/A,TAF5/A,TAX1,TAX1/A,TDW/A,TKW,TWF6,TWF6/A,TFX/A,TFX2/A,TFX3/A,TFX4/A,TFX5/A,TFX7,TFX7/A,TFX8/A,TFX9/A,TFX/A,TFX/A,VXE1,VXE1/A,VXE2/A,VXE4,VXE4/A	
			(1)	-	BK01A A	-----	BAF,BDW,BXF,BXF5,BXF9,TAF,TAF5,TDW,TFX,TFX2,TFX3,TFX4,TFX5,TFX8,TFX9
			(1)	-	BK01B B	-----	VXE2
99101-ZH8-1000	JET, MAIN, #100 (CARBURETOR NO.)		1	-	-----	BAF/A,BDW/A,BXF/A,BXF5/A,BXF9/A,TAB,TAB/A,TAF/A,TAF5/A,TAX1,TAX1/A,TDW/A,TKW,TWF6,TWF6/A,TFX/A,TFX2/A,TFX3/A,TFX4/A,TFX5/A,TFX7,TFX7/A,TFX8/A,TFX9/A,TFX/A,TFX/A,VXE1,VXE1/A,VXE2/A,VXE4,VXE4/A	
			1	-	BK01A A	-----	BAF,BDW,BXF,BXF5,BXF9,TAF,TAF5,TDW,TFX,TFX2,TFX3,TFX4,TFX5,TFX8,TFX9
			1	-	BK01B B	-----	VXE2
39	99101-ZH8-0880	JET, MAIN, #88	(1)	-	-----	TXA2, TXA2/A	



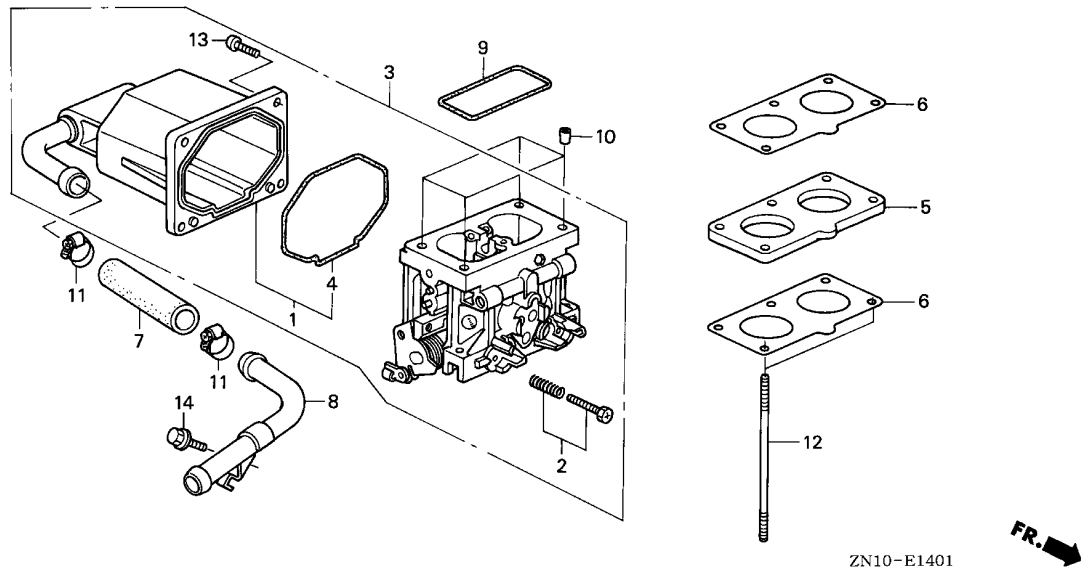


Ref. No.	Part No.	Description	Reqd. QTY		Serial No.	Parts catalogue code	
			GX670 (1)	(2)			
39)	99101-ZH8-0900	JET, MAIN, #90	(1)	-	-----	BAF/A,BDW/A,BXC,BXC/A,BXF/A,BXF5/A,BXF9/A,TAB,TAB/A,TAF/A,TAF5/A,TAX1 TAX1/A,TDW/A,TKW,TWF6,TWF6/A,TFX/A,TFX2/A,TFX3/A,TFX4/A,TFX5/A,TFX7 TFX7/A,TFX8/A,TFX9/A,TXW,TXW/A,VXE1,VXE1/A,VXE2/A,VXE4,VXE4/A	
		(CARBURETOR NO.)	(1)	-	BK01A A	-----	BAF,BDW,BXF,BXF5,BXF9,TAF,TAF5,TDW,TFX,TFX2,TFX3,TFX4,TFX5,TFX8,TFX9
	99101-ZH8-0920	JET, MAIN, #92	(1)	-	BK01B B	-----	VXE2
	99101-ZH8-0950	JET, MAIN, #95	(1)	-	-----	-----	TXA2, TXA2/A
		(CARBURETOR NO.)	(1)	-	-----	-----	BXC,BXC/A
	99101-ZH8-0980	JET, MAIN, #98	(1)	-	-----	-----	BAF/A,BDW/A,BXF/A,BXF5/A,BXF9/A,TAB,TAB/A,TAF/A,TAF5/A,TAX1,TAX1/A TDW/A,TKW,TWF6,TWF6/A,TFX/A,TFX2/A,TFX3/A,TFX4/A,TFX5/A,TFX7,TFX7/A TFX8/A,TFX9/A,TXW,TXW/A,VXE1,VXE1/A,VXE2/A,VXE4,VXE4/A
	99101-ZH8-1000	JET, MAIN, #100	(1)	-	BK01A A	-----	BAF,BDW,BXF,BXF5,BXF9,TAF,TAF5,TDW,TFX,TFX2,TFX3,TFX4,TFX5,TFX8,TFX9
		(CARBURETOR NO.)	(1)	-	BK01B B	-----	VXE2
		(CARBURETOR NO.)	1	-	-----	-----	TXA2, TXA2/A
		(CARBURETOR NO.)	1	-	-----	-----	BAF/A,BDW/A,BXF/A,BXF5/A,BXF9/A,TAB,TAB/A,TAF/A,TAF5/A,TAX1,TAX1/A TDW/A,TKW,TWF6,TWF6/A,TFX/A,TFX2/A,TFX3/A,TFX4/A,TFX5/A,TFX7,TFX7/A TFX8/A,TFX9/A,TXW,TXW/A,VXE1,VXE1/A,VXE2/A,VXE4,VXE4/A
40	16100-ZN1-941	CARBURETOR ASSY. (BK01F A)	1	-	BK01A A	-----	BAF,BDW,BXF,BXF5,BXF9,TAF,TAF5,TDW,TFX,TFX2,TFX3,TFX4,TFX5,TFX8,TFX9
			1	-	BK01B B	-----	VXE2
			1	-	-----	-----	TAX1, TAX1/A

# E-14-1

# CARBURETOR(2)

**E10**



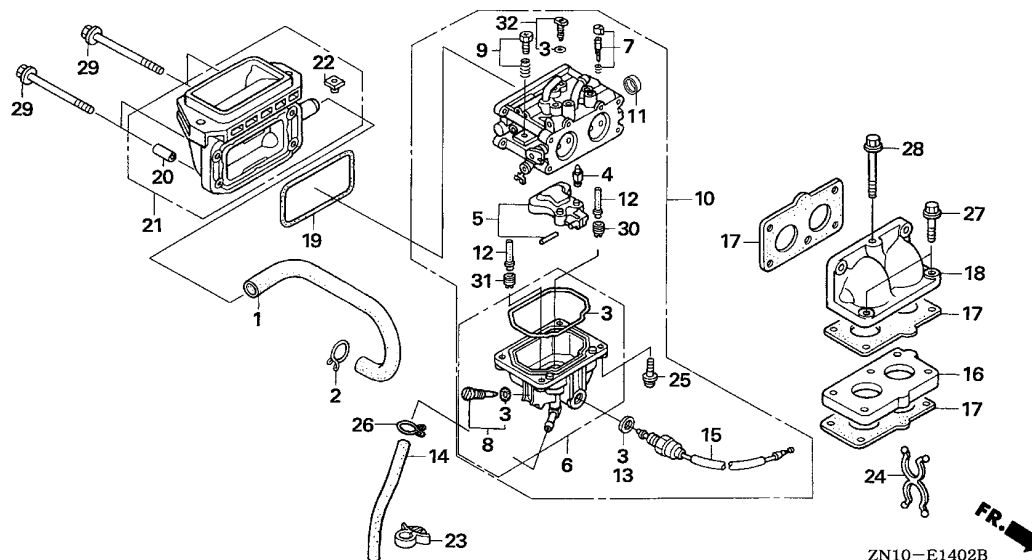
ZN10-E1401

Ref. No.	L.O.N.	(Relative ref. Number) Description	F.R.T.
1	3111A3	(4) CHAMBER SET, FLOAT AND/OR GASKET, FLOAT CHAMBER .....	0.5
3	3111F3	CARBURETOR .....	0.4
5	3111C0	(6) INSULATOR, CARBURETOR AND/OR PACKING, INSULATOR .....	0.4
7	3101B1	HOSE, FUEL .....	0.4

Ref. No.	Part No.	Description	Reqd. QTY		Serial No.	Parts catalogue code
			GX670 (1)	(2)		
1	16015-ZN1-831	CHAMBER SET, FLOAT .....	-	1		
2	16028-ZN1-801	SCREW SET, THROTTLE .....	-	1		
3	16100-ZN1-831	CARBURETOR ASSY. (BKL1A A) ..	-	1		
4	16163-ZN1-831	GASKET, FLOAT CHAMBER .....	-	1		
5	16211-ZN1-000	INSULATOR, CARBURETOR .....	-	1		
6	16221-ZN1-000	PACKING, CARBURETOR .....	-	2		
7	16347-ZN1-820	HOSE, FUEL .....	-	1		
8	16920-ZN1-820	JOINT COMP., FUEL .....	-	1		
9	17228-ZN1-000	PACKING, AIR CLEANER .....	-	1		
10	17238-ZJ4-830	COLLAR A, AIR CLEANER .....	-	4		
11	19506-KA4-000	CLAMP, WATER HOSE .....	-	2		
12	90041-147-000	BOLT, STUD, 6X108 .....	-	2		
13	93500-04014-1H	SCREW, PAN, 4X14 .....	-	4		
14	95701-08020-00	BOLT, FLANGE, 8X20 .....	-	1		

**2**





ZN10-E1402B

Ref. No.	L.O.N.	(Relative ref. Number) Description	F.R.T.
1	1111K5	TUBE, BREATHER .....	0.3
3	3111B1	GASKET SET, CARBURETOR .....	0.8
4	3111E1	VALVE SET, FLOAT AND/OR FLOAT SET .....	0.7
6	3111A3	CHAMBER SET, FLOAT AND/OR GASKET, FLOAT CHAMBER .....	0.8
7	3111D7	SCREW SET, PILOT .....	0.3
10	3111F3	CARBURETOR .....	0.4
15	6211C0	VALVE, CARBURETOR SOLENOID ...	0.4
16	3111C0	INSULATOR, CARBURETOR AND/OR PACKING, INSULATOR .....	0.4
17	3111C8	PACKING, CARBURETOR .....	0.4
18	3111B0	ELBOW, MANIFOLD .....	0.4
19	3121D9	PACKING, AIR CLEANER .....	0.4
21	3121B4	ELBOW, AIR CLEANER .....	0.4

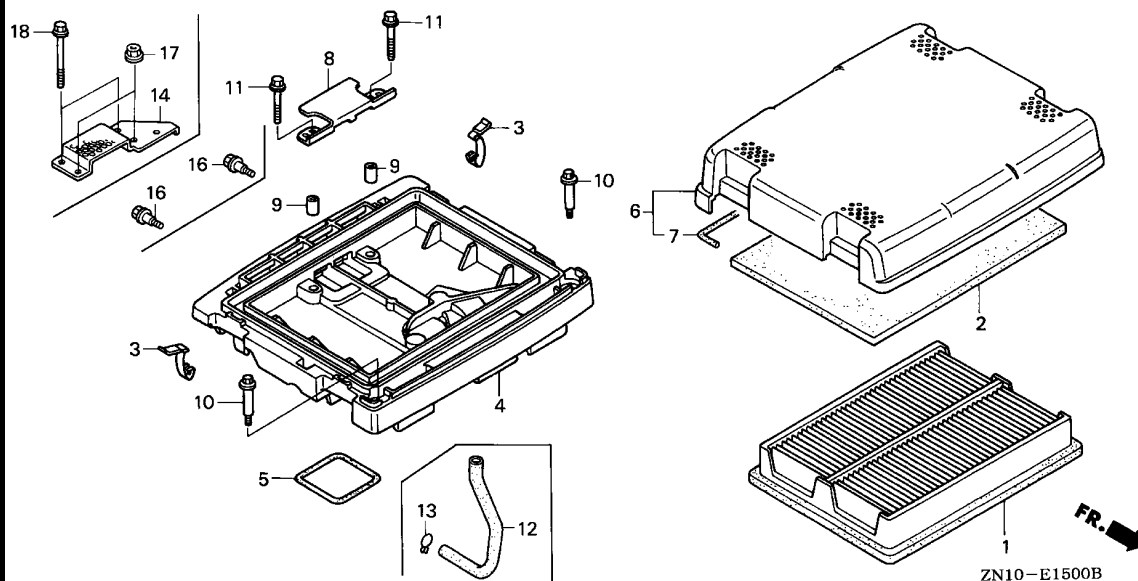
Ref. No.	Part No.	Description	Reqd. QTY		Serial No.	Parts catalogue code
			GX670 (1)	(2)		
1	12357-ZJ1-840	TUBE, BREATHER .....	1	-	VAB2,VAB2/A	
2	15772-551-000	CLIP, BREATHER TUBE .....	1	-	VAB2,VAB2/A	
3	16010-ZN1-801	GASKET SET .....	1	-	VAB2,VAB2/A	
4	16011-ZN1-801	VALVE SET, FLOAT .....	1	-	VAB2,VAB2/A	
5	16013-ZN1-801	FLOAT SET .....	1	-	VAB2,VAB2/A	
6	16015-ZN1-801	CHAMBER SET, FLOAT .....	1	-	VAB2,VAB2/A	
7	16016-ZN1-801	SCREW SET, PILOT .....	1	-	VAB2,VAB2/A	
8	16024-124-760	SCREW SET, DRAIN .....	1	-	VAB2,VAB2/A	
9	16028-ZN1-801	SCREW SET, THROTTLE .....	1	-	VAB2,VAB2/A	
10	16100-ZN1-U41	CARBURETOR ASSY. (BK01G A) ..	1	-	VAB2,VAB2/A	
11	16148-141-881	CAP, CHOKE DUST .....	1	-	VAB2,VAB2/A	
12	16166-ZN1-801	NOZZLE, MAIN .....	2	-	VAB2,VAB2/A	
13	16178-ZN1-801	WASHER, PLAIN .....	1	-	VAB2,VAB2/A	
14	16198-ZJ1-840	TUBE, DRAIN .....	1	-	VAB2,VAB2/A	
15	16200-ZN1-801	VALVE ASSY., SOLENOID (KEIHIN)	1	-	VAB2,VAB2/A	
16	16211-ZN1-000	INSULATOR, CARBURETOR .....	1	-	VAB2,VAB2/A	
17	16221-ZN1-000	PACKING, CARBURETOR .....	3	-	VAB2,VAB2/A	
18	17103-ZN1-010	ELBOW, MANIFOLD .....	1	-	VAB2,VAB2/A	
19	17228-ZN1-000	PACKING, AIR CLEANER .....	1	-	VAB2,VAB2/A	
20	17238-ZJ4-830	COLLAR A, AIR CLEANER .....	4	-	VAB2,VAB2/A	
21	17410-ZN1-000	ELBOW COMP., AIR CLEANER ....	1	-	VAB2,VAB2/A	
22	90314-ZJ1-840	NUT, INSERT, 6MM .....	2	-	VAB2,VAB2/A	
23	90682-959-661	CLIP B, CABLE .....	1	-	VAB2,VAB2/A	
24	91402-ZJ1-841	CLIP, PURSE LOCK .....	1	-	VAB2,VAB2/A	
25	93500-04012-1H	SCREW, PAN, 4X12 .....	4	-	VAB2,VAB2/A	



E-15

AIR CLEANER(STANDARD)

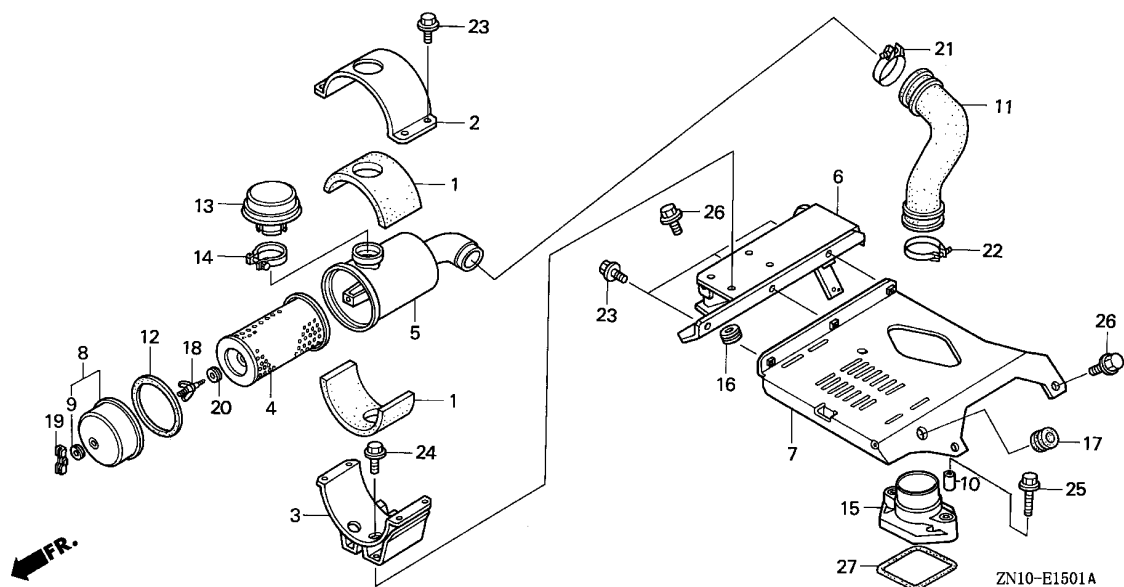
E13



Ref. No.	L.O.N.	(Relative ref. Number) Description	F.R.T.
1	3121B8	ELEMENT, AIR CLEANER .....	0.1
2	3121C1	FILTER, OUTER .....	0.1
4	3121A5	CASE, AIR CLEANER .....	0.2
5	3121E8	SEAL, AIR CLEANER CASE .....	0.2
6	3121B1	COVER, AIR CLEANER .....	0.1
7	3121E9	SEAL, AIR CLEANER COVER .....	0.1
8	3121K3	PLATE, AIR CLEANER SETTING ...	0.1

Ref. No.	Part No.	Description	Reqd. QTY	Serial No.	Parts catalogue code
			GX670 (1) (2)		
1	17210-ZJ1-841	ELEMENT COMP., AIR CLEANER ..	1	-----	1011624 BAF,BDW,BXC,BXF,BXF5,BXF9,TAB,TAF,TAF5,TDW,TF,TF2,TF3,TF4,TF5,TF8,TF9,VXE2
	17210-ZJ1-842	.....	1	-----	BAF/A,BDW/A,BXC/A,BXF/A,BXF5/A,BXF9/A,TAB/A,TAF/A,TAF5/A,TDW/A,TKW,TWF6,TWF6/A,TF,TF/A,TF2,TF2/A,TF3,TF3/A,TF4,TF4/A,TF5,TF5/A,TF7,TF7/A,TF8/A,TF9/A,TXW,TXW/A,VXE1,VXE1/A,VXE2/A,VXE4,VXE4/A
	17210-ZN1-821	ELEMENT ASSY., AIR CLEANER ..	-	1011625	-----
2	17218-ZJ1-840	FILTER, OUTER .....	1	-----	BAF,BAF/A,BDW,BDW/A,BXC,BXC/A,BXF,BXF/A,BXF5,BXF5/A,BXF9,BXF9/A,TAB,TAB/A,TAF,TAF/A,TAF5,TAF5/A,TDW,TDW/A,TKW,TWF6,TWF6/A,TF,TF/A,TF2,TF2/A,TF3,TF3/A,TF4,TF4/A,TF5,TF5/A,TF7,TF7/A,TF8,TF8/A,TF9,TF9/A,TXW,TXW/A,VXE1,VXE1/A,VXE2,VXE2/A,VXE4,VXE4/A
3	17219-ZJ1-840	CLIP, AIR CLEANER .....	4	-----	BAF,BAF/A,BDW,BDW/A,BXC,BXC/A,BXF,BXF/A,BXF5,BXF5/A,BXF9,BXF9/A,TAB,TAB/A,TAF,TAF/A,TAF5,TAF5/A,TAX1,TAX1/A,TDW,TDW/A,TKW,TWF6,TWF6/A,TF,TF/A,TF2,TF2/A,TF3,TF3/A,TF4,TF4/A,TF5,TF5/A,TF7,TF7/A,TF8,TF8/A,TF9,TF9/A,TXW,TXW/A,VXE1,VXE1/A,VXE2,VXE2/A,VXE4,VXE4/A
4	17220-ZN1-000	CASE COMP., AIR CLEANER .....	1	-----	BAF,BAF/A,BDW,BDW/A,BXC,BXC/A,BXF,BXF/A,BXF5,BXF5/A,BXF9,BXF9/A,TAB,TAB/A,TAF,TAF/A,TAF5,TAF5/A,TAX1,TAX1/A,TDW,TDW/A,TKW,TWF6,TWF6/A,TF,TF/A,TF2,TF2/A,TF3,TF3/A,TF4,TF4/A,TF5,TF5/A,TF7,TF7/A,TF8,TF8/A,TF9,TF9/A,TXW,TXW/A,VXE1,VXE1/A,VXE2,VXE2/A,VXE4,VXE4/A
5	17229-ZN1-000	SEAL, AIR CLEANER CASE .....	1	-----	BAF,BAF/A,BDW,BDW/A,BXC,BXC/A,BXF,BXF/A,BXF5,BXF5/A,BXF9,BXF9/A,TAB,TAB/A,TAF,TAF/A,TAF5,TAF5/A,TAX1,TAX1/A,TDW,TDW/A,TKW,TWF6,TWF6/A,TF,TF/A,TF2,TF2/A,TF3,TF3/A,TF4,TF4/A,TF5,TF5/A,TF7,TF7/A,TF8,TF8/A,TF9,TF9/A,TXW,TXW/A,VXE1,VXE1/A,VXE2,VXE2/A,VXE4,VXE4/A

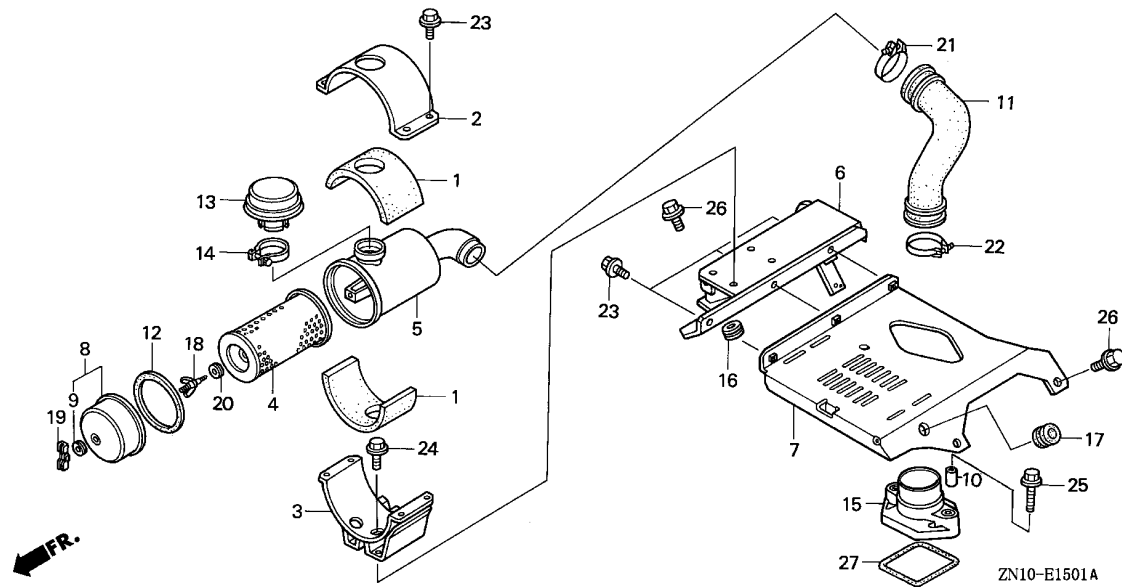
Ref. No.	Part No.	Description	Reqd. QTY		Serial No.	Parts catalogue code
			GX670 (1)	(2)		
6	17230-ZJ1-840	COVER ASSY., AIR CLEANER	----	1	-	BAF,BAF/A,BDW,BDW/A,BXC,BXC/A,BXF,BXF/A,BXF5,BXF5/A,BXF9,BXF9/A,TAB TAB/A,TAF,TAF/A,TAF5,TAF5/A,TAX1,TAX1/A,TDW,TDW/A,TKW,TWF6,TWF6/A,TXF TXF/A,TXF2,TXF2/A,TF3,TF3/A,TF4,TF4/A,TF5,TF5/A,TF7,TF7/A TXF8,TF8/A,TF9,TF9/A,TXW,TXW/A,VXE1,VXE1/A,VXE2,VXE2/A,VXE4,VXE4/A
	17230-ZN1-820	.....		-	1	
7	17233-ZJ1-840	SEAL, AIR CLEANER COVER	----	1	-	BAF,BAF/A,BDW,BDW/A,BXC,BXC/A,BXF,BXF/A,BXF5,BXF5/A,BXF9,BXF9/A,TAB TAB/A,TAF,TAF/A,TAF5,TAF5/A,TAX1,TAX1/A,TDW,TDW/A,TKW,TWF6,TWF6/A,TXF TXF/A,TXF2,TF2/A,TF3,TF3/A,TF4,TF4/A,TF5,TF5/A,TF7,TF7/A TXF8,TF8/A,TF9,TF9/A,TXW,TXW/A,VXE1,VXE1/A,VXE2,VXE2/A,VXE4,VXE4/A
				-	1	
8	17234-ZJ1-840	PLATE, AIR CLEANER SETTING	..	1	-	BAF,BAF/A,BDW,BDW/A,BXC,BXC/A,BXF,BXF/A,BXF5,BXF5/A,BXF9,BXF9/A,TAB TAB/A,TAF,TAF/A,TAF5,TAF5/A,TAX1,TAX1/A,TDW,TDW/A,TKW,TWF6,TWF6/A,TXF TXF/A,TF2,TF2/A,TF3,TF3/A,TF4,TF4/A,TF5,TF5/A,TF7,TF7/A TXF8,TF8/A,TF9,TF9/A,TXW,TXW/A,VXE1,VXE1/A,VXE2,VXE2/A,VXE4,VXE4/A
9	17238-ZJ4-830	COLLAR A, AIR CLEANER	.....	2	-	BAF,BAF/A,BDW,BDW/A,BXC,BXC/A,BXF,BXF/A,BXF5,BXF5/A,BXF9,BXF9/A,TAB TAB/A,TAF,TAF/A,TAF5,TAF5/A,TAX1,TAX1/A,TDW,TDW/A,TKW,TWF6,TWF6/A,TXF TXF/A,TF2,TF2/A,TF3,TF3/A,TF4,TF4/A,TF5,TF5/A,TF7,TF7/A TXF8,TF8/A,TF9,TF9/A,TXW,TXW/A,VXE1,VXE1/A,VXE2,VXE2/A,VXE4,VXE4/A
				-	4	
10	90003-ZJ1-840	BOLT, SPECIAL, 5MM	.....	2	-	BAF,BAF/A,BDW,BDW/A,BXC,BXC/A,BXF,BXF/A,BXF5,BXF5/A,BXF9,BXF9/A,TAB TAB/A,TAF,TAF/A,TAF5,TAF5/A,TAX1,TAX1/A,TDW,TDW/A,TKW,TWF6,TWF6/A,TXF TXF/A,TF2,TF2/A,TF3,TF3/A,TF4,TF4/A,TF5,TF5/A,TF7,TF7/A TXF8,TF8/A,TF9,TF9/A,TXW,TXW/A,VXE1,VXE1/A,VXE2,VXE2/A,VXE4,VXE4/A
				-	2	
11	95701-06028-00	BOLT, FLANGE, 6X28	.....	2	-	BAF,BAF/A,BDW,BDW/A,BXC,BXC/A,BXF,BXF/A,BXF5,BXF5/A,BXF9,BXF9/A,TAB TAB/A,TAF,TAF/A,TAF5,TAF5/A,TAX1,TAX1/A,TDW,TDW/A,TKW,TWF6,TWF6/A,TXF TXF/A,TF2,TF2/A,TF3,TF3/A,TF4,TF4/A,TF5,TF5/A,TF7,TF7/A TXF8,TF8/A,TF9,TF9/A,TXW,TXW/A,VXE1,VXE1/A,VXE2,VXE2/A,VXE4,VXE4/A
12	12357-ZJ4-830	TUBE, BREATHER	.....	-	1	
13	15772-551-000	CLIP, BREATHER TUBE	.....	-	1	
14	17223-ZN2-000	CAP, AIR CLEANER	.....	-	1	
16	90002-ZJ1-840	BOLT, FLANGE, 6MM	.....	-	2	
17	94050-06000	NUT, FLANGE, 6MM	.....	-	2	
18	95701-06095-00	BOLT, FLANGE, 6X95	.....	-	2	



Ref. No.	L.O.N.	(Relative ref. Number) Description	F.R.T.
4	3121B8	ELEMENT, AIR CLEANER .....	0.1
11	3121K5	TUBE, AIR CLEANER CONNECTING ..	0.1
13	3121L2	CAP, AIR INTAKE .....	0.1

Ref. No.	Part No.	Description	Reqd. QTY	Serial No.	Parts catalogue code
			GX670 (1) (2)		
1	17207-ZJ1-840	RUBBER, AIR CLEANER HOLDER	2	-----	TXA2, TXA2/A
2	17208-ZJ1-840	HOLDER COMP., AIR CLEANER	1	-----	TXA2, TXA2/A
3	17209-ZJ1-840	HOLDER COMP., AIR CLEANER	1	-----	TXA2, TXA2/A
4	17210-759-013	ELEMENT COMP., AIR CLEANER ..	1	-----	TXA2, TXA2/A
5	17220-ZJ1-850	CASE COMP., AIR CLEANER (SNORKEL)	1	-----	TXA2, TXA2/A
6	17222-ZJ1-850	STAY COMP. A, AIR CLEANER (SNORKEL)	1	-----	TXA2, TXA2/A
7	17224-ZJ1-850	STAY COMP. B, AIR CLEANER (SNORKEL)	1	-----	TXA2, TXA2/A
8	17230-759-003	COVER COMP., AIR CLEANER .....	1	-----	TXA2, TXA2/A
9	17232-891-000	GROMMET, AIR CLEANER .....	1	-----	TXA2, TXA2/A
10	17238-ZJ4-830	COLLAR A, AIR CLEANER .....	2	-----	TXA2, TXA2/A
11	17251-ZJ1-850	TUBE, AIR CLEANER CONNECTING	1	-----	TXA2, TXA2/A
12	17253-759-003	SEAL, AIR CLEANER .....	1	-----	TXA2, TXA2/A
13	17320-ZG5-801	CAP COMP., IN. ....	1	-----	TXA2, TXA2/A
14	17330-ZG5-801	CLAMP ASSY. ....	1	-----	TXA2, TXA2/A
15	17418-ZN1-000	JOINT B, CONNECTING TUBE ....	1	-----	TXA2, TXA2/A
16	19111-MF5-000	GROMMET, RESERVE TANK .....	1	-----	TXA2, TXA2/A
17	83551-MB9-000	GROMMET .....	1	-----	TXA2, TXA2/A
18	90113-759-003	BOLT, AIR CLEANER .....	1	-----	TXA2, TXA2/A
19	90203-ZA0-800	NUT, WING, 6MM(BLACK) .....	1	-----	TXA2, TXA2/A
20	90502-759-003	WASHER, AIR CLEANER .....	1	-----	TXA2, TXA2/A

2

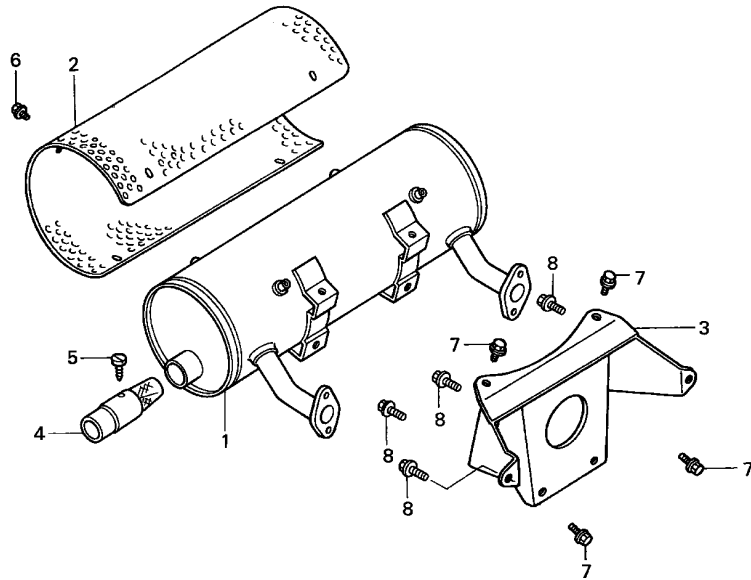


Ref. No.	Part No.	Description	Reqd. QTY		Serial No.	Parts catalogue code
			GX670 (1)	(2)		
21	95018-50250	BAND, AIR CLEANER CONNECTING TUBE (50)	1	-	----- 1019535 TXA2	
	95018-52250	BAND, AIR CLEANER CONNECTING TUBE (52)	1	-	----- TXA2/A	
			1	-	1019536 ----- TXA2	
22	95018-58250	BAND, AIR CLEANER CONNECTING TUBE (58)	1	-	----- TXA2, TXA2/A	
23	95701-06012-00	BOLT, FLANGE, 6X12	7	-	----- TXA2, TXA2/A	
24	95701-06016-00	BOLT, FLANGE, 6X16	4	-	----- TXA2, TXA2/A	
25	95701-06028-00	BOLT, FLANGE, 6X28	2	-	----- TXA2, TXA2/A	
26	95701-08020-00	BOLT, FLANGE, 8X20	4	-	----- TXA2, TXA2/A	
27	17229-ZN1-000	SEAL, AIR CLEANER CASE	1	-	----- TXA2, TXA2/A	



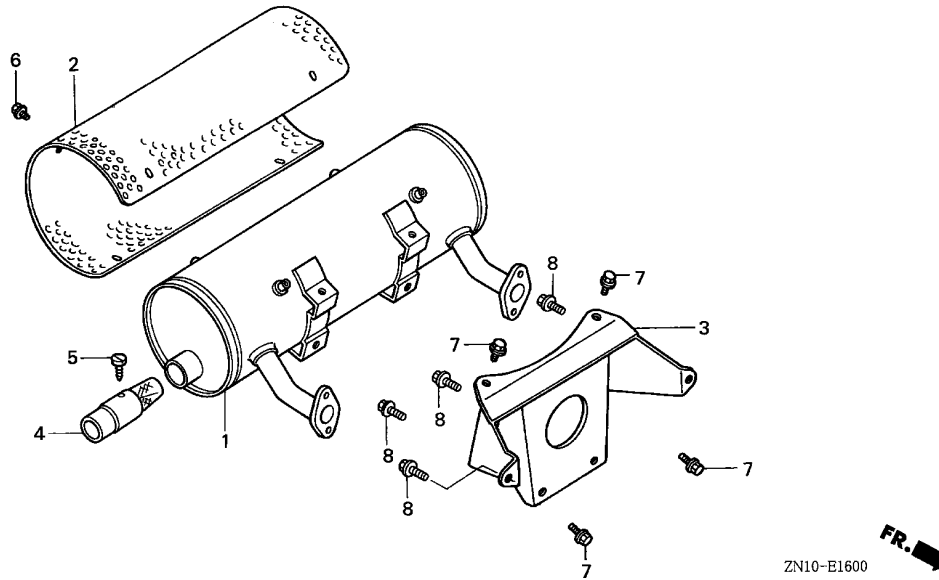
E-16

MUFFLER(HIGH-R)



Ref. No.	L.O.N.	(Relative ref. Number) Description	F.R.T.
1	3131C5	MUFFLER, EXHAUST .....	0.6
2	3131D6	PROTECTOR, EXHAUST MUFFLER ...	0.2
3	3131E1	STAY, MUFFLER .....	0.6
4	3131A1	ARRESTER, SPARK .....	0.1

Ref. No.	Part No.	Description	Reqd. QTY GX670 (1) (2)	Serial No.	Parts catalogue code
1	18310-ZN1-003	MUFFLER COMP. (HIGH-R) .....	(1) -	-----	BAF,BAF/A,BDW,BDW/A,BXC,BXC/A,BXF,BXF/A,BXF5,BXF5/A,BXF9,BXF9/A,TAF TAF/A,TAX1,TAX1/A,TDW,TDW/A,TKW,TWF6,TWF6/A,TFX,TFX/A,TFX3,TFX3/A TFX4,TFX4/A,TFX5,TFX5/A,TFX8,TFX8/A,TFX9,TFX9/A,TXW,TXW/A,VXE1,VXE1/A VXE2,VXE2/A,VXE4,VXE4/A
2	18321-ZN1-003	PROTECTOR, MUFFLER .....	- (1) (1) -	-----	BAF,BAF/A,BDW,BDW/A,BXC,BXC/A,BXF,BXF/A,BXF5,BXF5/A,BXF9,BXF9/A,TAF TAF/A,TAX1,TAX1/A,TDW,TDW/A,TKW,TWF6,TWF6/A,TFX,TFX/A,TFX3,TFX3/A TFX4,TFX4/A,TFX5,TFX5/A,TFX8,TFX8/A,TFX9,TFX9/A,TXW,TXW/A,VXE1,VXE1/A VXE2,VXE2/A,VXE4,VXE4/A
3	18338-ZJ1-841	STAY, MUFFLER (HIGH) .....	- (1) (1) -	-----	BAF,BAF/A,BDW,BDW/A,BXC,BXC/A,BXF,BXF/A,BXF5,BXF5/A,BXF9,BXF9/A,TAF TAF/A,TAX1,TAX1/A,TDW,TDW/A,TKW,TWF6,TWF6/A,TFX,TFX/A,TFX3,TFX3/A TFX4,TFX4/A,TFX5,TFX5/A,TFX8,TFX8/A,TFX9,TFX9/A,TXW,TXW/A,VXE1,VXE1/A VXE2,VXE2/A,VXE4,VXE4/A
4	18355-ZN1-003	ARRESTER, SPARK .....	- (1) (1) -	-----	BAF,BAF/A,BDW,BDW/A,BXC,BXC/A,BXF,BXF/A,BXF5,BXF5/A,BXF9,BXF9/A,TAF TAF/A,TAX1,TAX1/A,TDW,TDW/A,TKW,TWF6,TWF6/A,TFX,TFX/A,TFX3,TFX3/A TFX4,TFX4/A,TFX5,TFX5/A,TFX8,TFX8/A,TFX9,TFX9/A,TXW,TXW/A VAB2,VAB2/A,VXE1,VXE1/A,VXE2,VXE2/A,VXE4,VXE4/A
5	90009-ZJ1-801	SCREW, (NELSON) .....	- (1) (1) -	-----	BAF,BAF/A,BDW,BDW/A,BXC,BXC/A,BXF,BXF/A,BXF5,BXF5/A,BXF9,BXF9/A,TAF TAF/A,TAX1,TAX1/A,TDW,TDW/A,TKW,TWF6,TWF6/A,TFX,TFX/A TFX3,TFX3/A,TFX4,TFX4/A,TFX5,TFX5/A,TFX8,TFX8/A,TFX9,TFX9/A,TXW,TXW/A VAB2,VAB2/A,VXE1,VXE1/A,VXE2,VXE2/A,VXE4,VXE4/A
			- (1)		



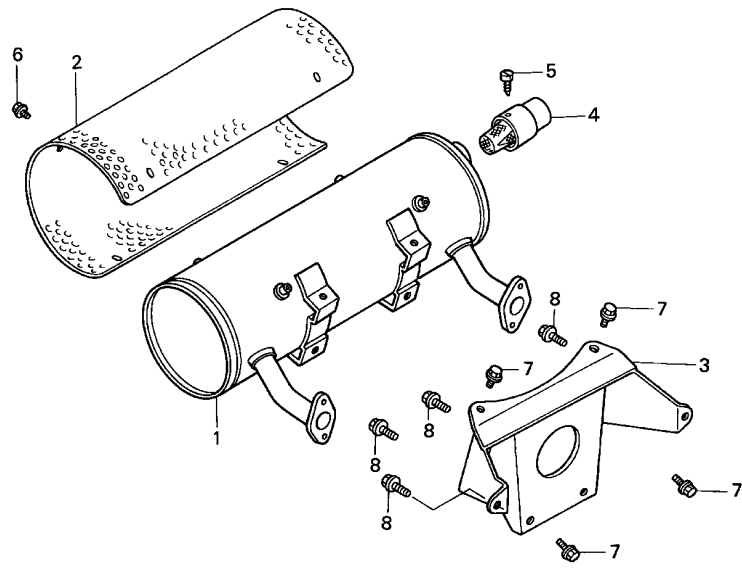
Ref. No.	Part No.	Description	Reqd. QTY		Serial No.	Parts catalogue code
			GX670	(2)		
6	95701-06008-00	BOLT, FLANGE, 6X8	(6)	-	-	BAF,BAF/A,BDW,BDW/A,BXC,BXC/A,BXF,BXF/A,BXF5,BXF5/A,BXF9,BXF9/A,TAF TAF/A,TAX1,TAX1/A,TDW,TDW/A,TKW,TWF6,TWF6/A,TFX,TFX/A,TFX3,TFX3/A TFX4,TFX4/A,TFX5,TFX5/A,TFX8,TFX8/A,TFX9,TFX9/A,TXW,TXW/A,VXE1,VXE1/A VXE2,VXE2/A,VXE4,VXE4/A
7	95701-08014-00	BOLT, FLANGE, 8X14	-	(6)	-	BAF,BAF/A,BDW,BDW/A,BXC,BXC/A,BXF,BXF/A,BXF5,BXF5/A,BXF9,BXF9/A,TAF TAF/A,TAX1,TAX1/A,TDW,TDW/A,TKW,TWF6,TWF6/A,TFX,TFX/A,TFX3,TFX3/A TFX4,TFX4/A,TFX5,TFX5/A,TFX8,TFX8/A,TFX9,TFX9/A,TXW,TXW/A,VXE1,VXE1/A VXE2,VXE2/A,VXE4,VXE4/A
8	95701-08020-00	BOLT, FLANGE, 8X20	-	(4)	-	BAF,BAF/A,BDW,BDW/A,BXC,BXC/A,BXF,BXF/A,BXF5,BXF5/A,BXF9,BXF9/A,TAF TAF/A,TAX1,TAX1/A,TDW,TDW/A,TKW,TWF6,TWF6/A,TFX,TFX/A,TFX3,TFX3/A TFX4,TFX4/A,TFX5,TFX5/A,TFX8,TFX8/A,TFX9,TFX9/A,TXW,TXW/A,VXE1,VXE1/A VXE2,VXE2/A,VXE4,VXE4/A
			-	(4)	-	





E-16-1

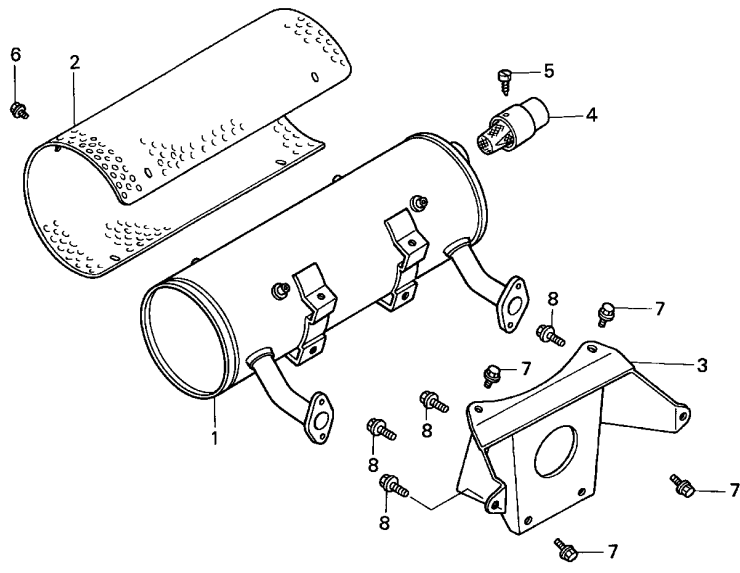
MUFFLER(HIGH-L)



Ref. No.	L.O.N.	(Relative ref. Number) Description	F.R.T.
1	3131C5	MUFFLER, EXHAUST .....	0.6
2	3131D6	PROTECTOR, EXHAUST MUFFLER ...	0.2
3	3131E1	STAY, MUFFLER .....	0.6
4	3131A1	ARRESTER, SPARK .....	0.1

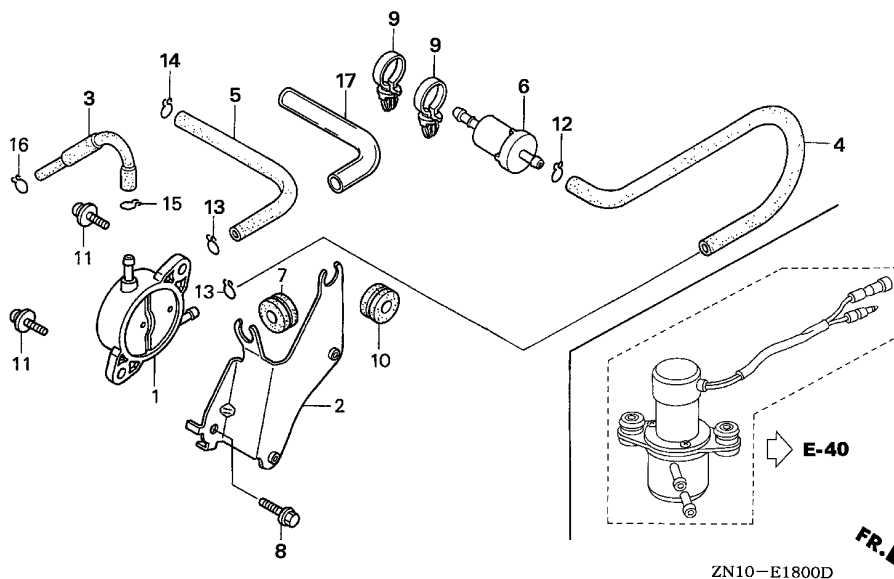
2

Ref. No.	Part No.	Description	Reqd. QTY GX670 (1) (2)	Serial No.	Parts catalogue code
1	18310-ZN1-801	MUFFLER COMP. (HIGH-L) .....	1	1005576	TAF5, TXF3, TXF8
	18310-ZN1-802	.....	(1)	1005576	BAF, BDW, BXF, BXF5, BXF9, TAF, TDW, TXF, TXF4, TXF5, TXF9
		.....	1		TAF5/A, TXF3/A, TXF7, TXF7/A, TXF8/A
		.....	(1)	1005577	TAF5, TXF3, TXF8
		.....	(1)		BAF/A, BDW/A, BXC, BXC/A, BXF/A, BXF5/A, BXF9/A, TAF/A, TAX1, TAX1/A, TDW/A, TKW, TWF6, TWF6/A, TXF/A, TXF4/A, TXF5/A, TXF9/A, TXW, TXW/A, VXE1, VXE1/A, VXE2, VXE2/A, VXE4, VXE4/A
		.....	(1)	1005577	BAF, BDW, BXF, BXF5, BXF9, TAF, TDW, TXF, TXF4, TXF5, TXF9
		.....	(1)		
2	18321-ZN1-003	PROTECTOR, MUFFLER .....	1		TAF5, TAF5/A, TXF3, TXF3/A, TXF7, TXF7/A, TXF8, TXF8/A
		.....	(1)		BAF, BAF/A, BDW, BDW/A, BXC, BXC/A, BXF, BXF/A, BXF5, BXF5/A, BXF9, BXF9/A, TAF, TAF/A, TAX1, TAX1/A, TDW, TDW/A, TKW, TWF6, TWF6/A, TXF, TXF/A, TXF4, TXF4/A, TXF5, TXF5/A, TXF9, TXF9/A, TXW, TXW/A, VXE1, VXE1/A, VXE2, VXE2/A, VXE4, VXE4/A
3	18338-ZJ1-841	STAY, MUFFLER (HIGH) .....	(1)		TAF5, TAF5/A, TXF3, TXF3/A, TXF7, TXF7/A, TXF8, TXF8/A
		.....	(1)		BAF, BAF/A, BDW, BDW/A, BXC, BXC/A, BXF, BXF/A, BXF5, BXF5/A, BXF9, BXF9/A, TAF, TAF/A, TAX1, TAX1/A, TDW, TDW/A, TKW, TWF6, TWF6/A, TXF, TXF/A, TXF4, TXF4/A, TXF5, TXF5/A, TXF9, TXF9/A, TXW, TXW/A, VXE1, VXE1/A, VXE2, VXE2/A, VXE4, VXE4/A
4	18355-ZN1-003	ARRESTER, SPARK .....	(1)		BAF, BAF/A, BDW, BDW/A, BXC, BXC/A, BXF, BXF/A, BXF5, BXF5/A, BXF9, BXF9/A, TAF, TAF/A, TAF5, TAF5/A, TAX1, TAX1/A, TDW, TDW/A, TKW, TWF6, TWF6/A, TXF, TXF/A, TXF2, TXF2/A, TXF3, TXF3/A, TXF4, TXF4/A, TXF5, TXF5/A, TXF7, TXF7/A, TXF8, TXF8/A, TXF9, TXF9/A, TXW, TXW/A, VAB2, VAB2/A, VXE1, VXE1/A, VXE2, VXE2/A, VXE4, VXE4/A
		.....	(1)		



Ref. No.	Part No.	Description	Reqd. QTY GX670 (1) (2)	Serial No.	Parts catalogue code
5	90009-ZJ1-801	SCREW, (NELSON)	(1)	-	BAF,BAF/A,BDW,BDW/A,BXC,BXC/A,BXF,BXF/A,BXF5,BXF5/A,BXF9,BXF9/A,TAF TAF/A,TAF5,TAF5/A,TAX1,TAX1/A,TDW,TDW/A,TKW,TWF6,TWF6/A,TFX,TFX/A TXF2,TXF2/A,TFX3,TFX3/A,TFX4,TFX4/A,TFX5,TFX5/A,TFX7,TFX7/A,TFX8 TXF8/A,TFX9,TFX9/A,TXW,TXW/A,VAB2,VAB2/A,VXE1,VXE1/A,VXE2,VXE2/A,VXE4 VXE4/A
			- (1)		
6	95701-06008-00	BOLT, FLANGE, 6X8	6 (6)	-	TAF5,TAF5/A,TFX3,TFX3/A,TFX7,TFX7/A,TFX8,TFX8/A BAF,BAF/A,BDW,BDW/A,BXC,BXC/A,BXF,BXF/A,BXF5,BXF5/A,BXF9,BXF9/A,TAF TAF/A,TAX1,TAX1/A,TDW,TDW/A,TKW,TWF6,TWF6/A,TFX,TFX/A,TFX4,TFX4/A TXF5,TFX5/A,TFX9,TFX9/A,TXW,TXW/A,VXE1,VXE1/A,VXE2,VXE2/A,VXE4,VXE4/A
			- (6)		
7	95701-08014-00	BOLT, FLANGE, 8X14	4 (4)	-	TAF5,TAF5/A,TFX3,TFX3/A,TFX7,TFX7/A,TFX8,TFX8/A BAF,BAF/A,BDW,BDW/A,BXC,BXC/A,BXF,BXF/A,BXF5,BXF5/A,BXF9,BXF9/A,TAF TAF/A,TAX1,TAX1/A,TDW,TDW/A,TKW,TWF6,TWF6/A,TFX,TFX/A,TFX4,TFX4/A TXF5,TFX5/A,TFX9,TFX9/A,TXW,TXW/A,VXE1,VXE1/A,VXE2,VXE2/A,VXE4,VXE4/A
			- (4)		
8	95701-08020-00	BOLT, FLANGE, 8X20	4 (4)	-	TAF5,TAF5/A,TFX3,TFX3/A,TFX7,TFX7/A,TFX8,TFX8/A BAF,BAF/A,BDW,BDW/A,BXC,BXC/A,BXF,BXF/A,BXF5,BXF5/A,BXF9,BXF9/A,TAF TAF/A,TAX1,TAX1/A,TDW,TDW/A,TKW,TWF6,TWF6/A,TFX,TFX/A,TFX4,TFX4/A TXF5,TFX5/A,TFX9,TFX9/A,TXW,TXW/A,VXE1,VXE1/A,VXE2,VXE2/A,VXE4,VXE4/A
			- (4)		





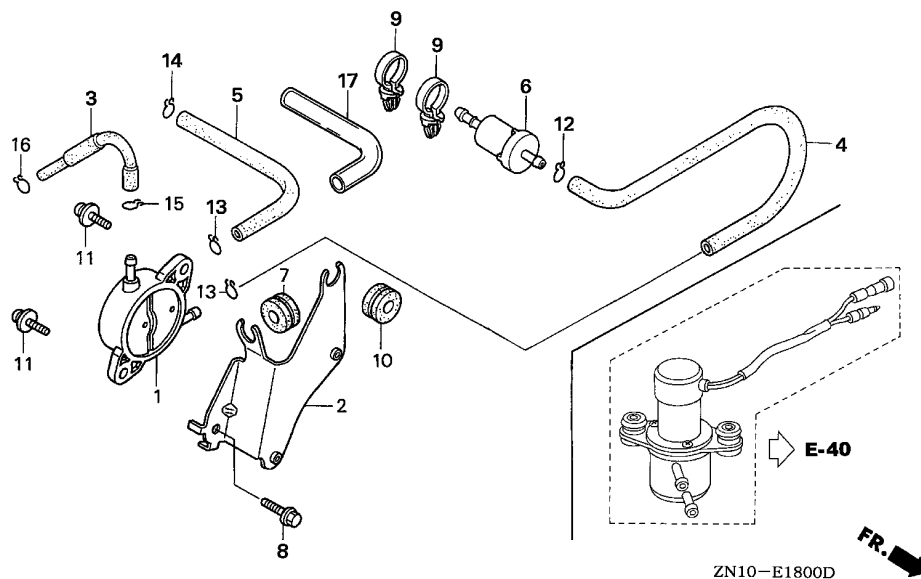
Ref. No.	L.O.N.	(Relative ref. Number) Description	F.R.T.
1	3101H9	PUMP, FUEL .....	0.3
2	3101J7	STAY, FUEL PUMP .....	0.3
3	3101F6	TUBE, FUEL .....	0.3
4	3101F7	TUBE B, FUEL .....	0.2
5	3101E5	TUBE, DIAPHRAGM .....	0.5
6	3101H8	STRAINER, FUEL .....	0.2

2

Ref. No.	Part No.	Description	Reqd. QTY	Serial No.	Parts catalogue code
			GX670 (1) (2)		
1	16700-ZL8-003	PUMP ASSY., FUEL .....	1	1009898	TAF5
	16700-ZL8-013	.....	1	1016281	BAF,BDW,BXC,BXF,BXF5,BXF9,TAB,TAF,TAX1,TDW,TA2,TXF,TXF2,TXF3,TXF4,TXF5,TXF8,TXF9,TXW,VXE2
			1	1016282	BAF/A,BDW/A,BXC/A,BXF/A,BXF5/A,BXF9/A,TAB/A,TAF/A,TAX1/A,TDW/A,TKW,TWF6,TWF6/A,TA2/A,TXF2/A,TXF3/A,TXF4/A,TXF5/A,TXF7,TXF7/A,TXF8/A,TXF9/A,TXW/A,VAB2,VAB2/A,VXE1,VXE1/A,VXE2/A,VXE4,VXE4/A
2	16711-ZJ1-840	STAY, FUEL PUMP .....	1		BAF,BAF/A,BDW,BDW/A,BXC,BXC/A,BXF,BXF/A,BXF5,BXF5/A,BXF9,BXF9/A,TAB,TAB/A,TAF,TAF/A,TAX1,TAX1/A,TDW,TDW/A,TKW,TWF6,TWF6/A,TA2,TA2/A,TXF,TXF/A,TXF2,TXF2/A,TXF3,TXF3/A,TXF4,TXF4/A,TXF5,TXF5/A,TXF7,TXF7/A,TXF8,TXF8/A,TXF9,TXF9/A,TXW,TXW/A,VAB2,VAB2/A,VXE1,VXE1/A,VXE2,VXE2/A,VXE4,VXE4/A
3	16851-ZN1-000	TUBE, FUEL .....	1	1009898	TAF5
			1		BAF,BAF/A,BDW,BDW/A,BXC,BXC/A,BXF,BXF/A,BXF5,BXF5/A,BXF9,BXF9/A,TAB,TAB/A,TAF,TAF/A,TAX1,TAX1/A,TDW,TDW/A,TKW,TWF6,TWF6/A,TA2,TA2/A,TXF,TXF/A,TXF2,TXF2/A,TXF3,TXF3/A,TXF4,TXF4/A,TXF5,TXF5/A,TXF7,TXF7/A,TXF8,TXF8/A,TXF9,TXF9/A,TXW,TXW/A,VAB2,VAB2/A,VXE1,VXE1/A,VXE2,VXE2/A,VXE4,VXE4/A
4	16852-ZJ1-840	TUBE B, FUEL .....	1	1009898	TAF5
	16852-ZJ1-850	.....	1	1009898	TAF5
			1		TA2,TA2/A

Ref. No.	Part No.	Description	Reqd. QTY		Serial No.	Parts catalogue code
			GX670 (1)	(2)		
5	16882-ZJ1-840	TUBE, DIAPHRAGM .....	1	-		BAF,BAF/A,BDW,BDW/A,BXC,BXC/A,BXF,BXF/A,BXF5,BXF5/A,BXF9,BXF9/A,TAB TAB/A,TAF,TAF/A,TAX1,TAX1/A,TDW,TDW/A,TKW,TWF6,TWF6/A,TXA2,TXA2/A,TXF TXF/A,TXF2,TXF2/A,TF3,TF3/A,TF4,TF4/A,TF5,TF5/A,TF7,TF7/A TXF8,TF8/A,TF9,TF9/A,TXW,TXW/A,VAB2,VAB2/A,VXE1,VXE1/A,VXE2,VXE2/A VXE4,VXE4/A
			1	-	1009898	TAF5
6	16910-ZE8-015	STRAINER COMP., FUEL .....	1	-		BAF,BAF/A,BDW,BDW/A,BXC,BXC/A,BXF,BXF/A,BXF5,BXF5/A,BXF9,BXF9/A,TAB TAB/A,TAF,TAF/A,TAX1,TAX1/A,TDW,TDW/A,TKW,TWF6,TWF6/A,TXA2,TXA2/A,TXF TXF/A,TF2,TF2/A,TF3,TF3/A,TF4,TF4/A,TF5,TF5/A,TF7,TF7/A TXF8,TF8/A,TF9,TF9/A,TXW,TXW/A,VAB2,VAB2/A,VXE1,VXE1/A,VXE2,VXE2/A VXE4,VXE4/A
			1	-	1009898	TAF5
7	19111-MF5-000	GROMMET, RESERVE TANK .....	1	-		BAF,BAF/A,BDW,BDW/A,BXC,BXC/A,BXF,BXF/A,BXF5,BXF5/A,BXF9,BXF9/A,TAB TAB/A,TAF,TAF/A,TAX1,TAX1/A,TDW,TDW/A,TKW,TWF6,TWF6/A,TXA2,TXA2/A,TF TXF/A,TF2,TF2/A,TF3,TF3/A,TF4,TF4/A,TF5,TF5/A,TF7,TF7/A TXF8,TF8/A,TF9,TF9/A,TXW,TXW/A,VAB2,VAB2/A,VXE1,VXE1/A,VXE2,VXE2/A VXE4,VXE4/A
			1	-	1009898	TAF5
8	90014-952-000	BOLT, FLANGE, 6X14(CT200) ...	1	-		BAF,BAF/A,BDW,BDW/A,BXC,BXC/A,BXF,BXF/A,BXF5,BXF5/A,BXF9,BXF9/A,TAB TAB/A,TAF,TAF/A,TAX1,TAX1/A,TDW,TDW/A,TKW,TWF6,TWF6/A,TXA2,TXA2/A,TF TXF/A,TF2,TF2/A,TF3,TF3/A,TF4,TF4/A,TF5,TF5/A,TF7,TF7/A TXF8,TF8/A,TF9,TF9/A,TXW,TXW/A,VAB2,VAB2/A,VXE1,VXE1/A,VXE2,VXE2/A VXE4,VXE4/A
			1	-	1009898	TAF5
9	90617-SAO-003	CLIP, WIRE HARNESS .....	1	-		BAF,BAF/A,BDW,BDW/A,BXC,BXC/A,BXF,BXF/A,BXF5,BXF5/A,BXF9,BXF9/A,TAB TAB/A,TAF,TAF/A,TAX1,TAX1/A,TDW,TDW/A,TKW,TWF6,TWF6/A,TF,TF/A,TF2 TXF2/A,TF3,TF3/A,TF4,TF4/A,TF5,TF5/A,TF7,TF7/A,TF8,TF8/A TXF9,TF9/A,TXW,TXW/A,VAB2,VAB2/A,VXE1,VXE1/A,VXE2,VXE2/A,VXE4,VXE4/A
			1	-	1009898	TAF5
10	91601-ZJ1-840	GROMMET, PUMP STAY .....	2	-		TXA2,TXA2/A
			1	-		BAF,BAF/A,BDW,BDW/A,BXC,BXC/A,BXF,BXF/A,BXF5,BXF5/A,BXF9,BXF9/A,TAB TAB/A,TAF,TAF/A,TAX1,TAX1/A,TDW,TDW/A,TKW,TWF6,TWF6/A,TXA2,TXA2/A,TF TXF/A,TF2,TF2/A,TF3,TF3/A,TF4,TF4/A,TF5,TF5/A,TF7,TF7/A TXF8,TF8/A,TF9,TF9/A,TXW,TXW/A,VAB2,VAB2/A,VXE1,VXE1/A,VXE2,VXE2/A VXE4,VXE4/A
			1	-	1009898	TAF5
11	93894-06016-00	SCREW-WASHER, 6X16 .....	2	-		BAF,BAF/A,BDW,BDW/A,BXC,BXC/A,BXF,BXF/A,BXF5,BXF5/A,BXF9,BXF9/A,TAB TAB/A,TAF,TAF/A,TAX1,TAX1/A,TDW,TDW/A,TKW,TWF6,TWF6/A,TXA2,TXA2/A,TF TXF/A,TF2,TF2/A,TF3,TF3/A,TF4,TF4/A,TF5,TF5/A,TF7,TF7/A TXF8,TF8/A,TF9,TF9/A,TXW,TXW/A,VAB2,VAB2/A,VXE1,VXE1/A,VXE2,VXE2/A VXE4,VXE4/A
			2	-	1009898	TAF5
12	95002-02080	CLIP, TUBE (B8) .....	1	-		BAF,BAF/A,BDW,BDW/A,BXC,BXC/A,BXF,BXF/A,BXF5,BXF5/A,BXF9,BXF9/A,TAB TAB/A,TAF,TAF/A,TAX1,TAX1/A,TDW,TDW/A,TKW,TWF6,TWF6/A,TXA2,TXA2/A,TF TXF/A,TF2,TF2/A,TF3,TF3/A,TF4,TF4/A,TF5,TF5/A,TF7,TF7/A TXF8,TF8/A,TF9,TF9/A,TXW,TXW/A,VAB2,VAB2/A,VXE1,VXE1/A,VXE2,VXE2/A VXE4,VXE4/A
			1	-	1009898	TAF5
13	95002-02100	CLIP, TUBE (B10) .....	2	-		BAF,BAF/A,BDW,BDW/A,BXC,BXC/A,BXF,BXF/A,BXF5,BXF5/A,BXF9,BXF9/A,TAB TAB/A,TAF,TAF/A,TAX1,TAX1/A,TDW,TDW/A,TKW,TWF6,TWF6/A,TXA2,TXA2/A,TF TXF/A,TF2,TF2/A,TF3,TF3/A,TF4,TF4/A,TF5,TF5/A,TF7,TF7/A TXF8,TF8/A,TF9,TF9/A,TXW,TXW/A,VAB2,VAB2/A,VXE1,VXE1/A,VXE2,VXE2/A VXE4,VXE4/A
			2	-	1009898	TAF5





ZN10-E1800D

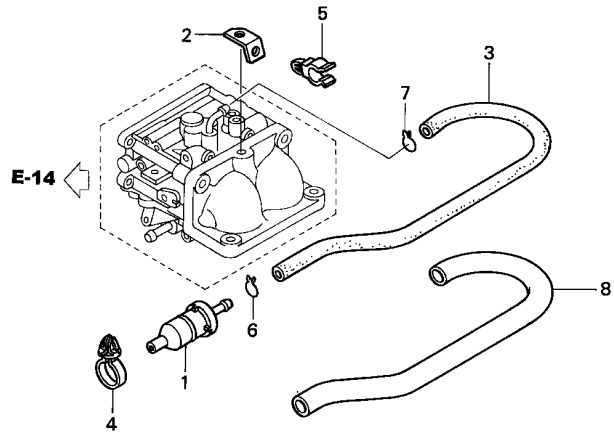
FR. →

Ref. No.	Part No.	Description	Reqd. QTY		Serial No.	Parts catalogue code
			GX670 (1)	(2)		
14	95002-50000	CLIP, TUBE (C9)	1	-	-----	BAF,BAF/A,BDW,BDW/A,BXC,BXC/A,BXF,BXF/A,BXF5,BXF5/A,BXF9,BXF9/A,TAB TAB/A,TAF,TAF/A,TAX1,TAX1/A,TDW,TDW/A,TKW,TWF6,TWF6/A,TXA2,TXA2/A,TXF TXF/A,TXF2,TXF2/A,TXF3,TXF3/A,TXF4,TXF4/A,TXF5,TXF5/A,TXF7,TXF7/A TXF8,TXF8/A,TXF9,TXF9/A,TXW,TXW/A,VAB2,VAB2/A,VXE1,VXE1/A,VXE2,VXE2/A VXE4,VXE4/A
15	95002-70000	CLIP, TUBE (C11)	1	-	----- 1009898	TAF5 BAF,BAF/A,BDW,BDW/A,BXC,BXC/A,BXF,BXF/A,BXF5,BXF5/A,BXF9,BXF9/A,TAB TAB/A,TAF,TAF/A,TAX1,TAX1/A,TDW,TDW/A,TKW,TWF6,TWF6/A,TXA2,TXA2/A,TXF TXF/A,TXF2,TXF2/A,TXF3,TXF3/A,TXF4,TXF4/A,TXF5,TXF5/A,TXF7,TXF7/A TXF8,TXF8/A,TXF9,TXF9/A,TXW,TXW/A,VAB2,VAB2/A,VXE1,VXE1/A,VXE2,VXE2/A VXE4,VXE4/A
16	95002-70000	CLIP, TUBE (C11)	1	-	-----	TWF6,VXE1
			1	-	----- 1009898	TAF5
			1	-	----- 1018117	BAF,BDW,BXC,BXF,BXF5,BXF9,TAB,TAF,TAX1,TDW,TXA2,TXF,TXF2,TXF3,TXF4 TXF5,TXF8,TXF9,TXW,VXE2
	95002-02100	CLIP, TUBE (B10)	1	-	-----	BAF/A,BDW/A,BXC/A,BXF/A,BXF5/A,BXF9/A,TAB/A,TAF/A,TAX1/A,TDW/A,TKW TWF6/A,TXA2/A,TXF/A,TXF2/A,TXF3/A,TXF4/A,TXF5/A,TXF7,TXF7/A,TXF8/A TXF9/A,TXW/A,VAB2,VAB2/A,VXE1/A,VXE2/A,VXE4,VXE4/A
			1	-	----- 1018118	BAF,BDW,BXC,BXF,BXF5,BXF9,TAB,TAF,TAX1,TDW,TXA2,TXF,TXF2,TXF3,TXF4 TXF5,TXF8,TXF9,TXW,VXE2
17	95003-25015-20	TUBE, VINYL, 9X11X150 (95003-25001-10M)	1	-	-----	TKW

E-18-1

FUEL PUMP(2)

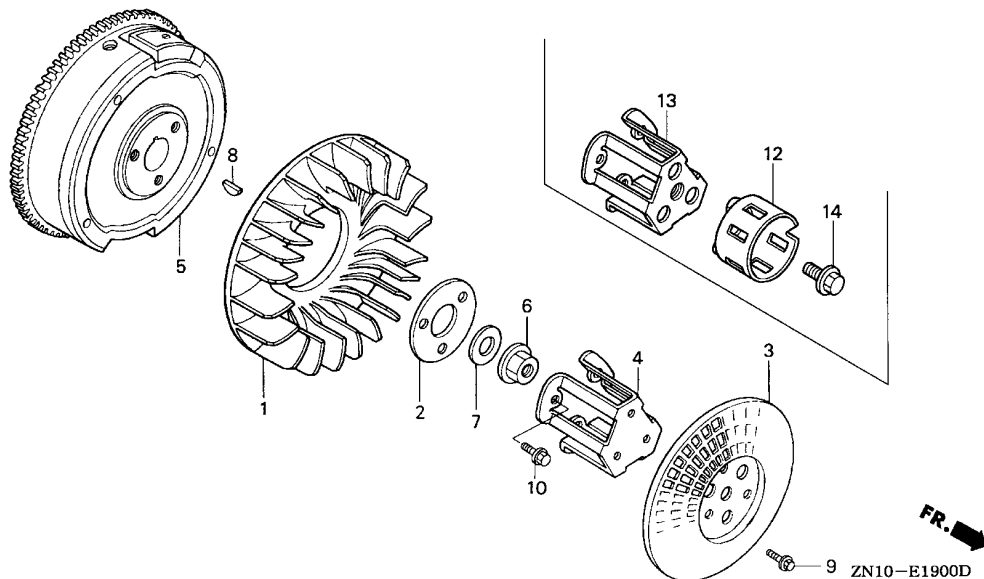
F 8



Ref. No.	L.O.N.	(Relative ref. Number) Description	F.R.T.
1	3101K6	STRAINER, FUEL(A) .....	0.3
3	3101F1	TUBE, FUEL TANK .....	0.3

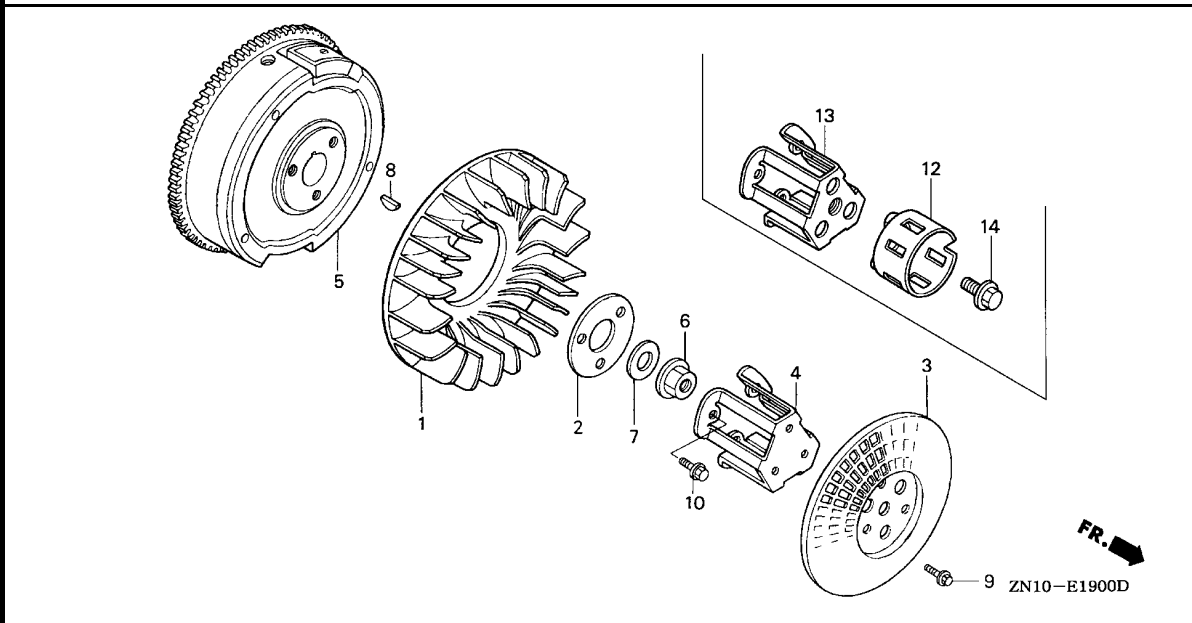
Ref. No.	Part No.	Description	Reqd. QTY		Serial No.	Parts catalogue code
			GX670 (1)	(2)		
1	16910-ZE8-015	STRAINER COMP., FUEL .....	1	-	----- TAF5/A	
			1	-	1009899 ----- TAF5	
2	17118-ZN1-H00	BRACKET, CLIP .....	1	-	----- TAF5/A	
			1	-	1009899 ----- TAF5	
3	17701-ZE7-W00	TUBE, FUEL TANK .....	1	-	----- TAF5/A	
			1	-	1009899 ----- TAF5	
4	90617-SAO-003	CLIP, WIRE HARNESS .....	1	-	----- TAF5/A	
			1	-	1009899 ----- TAF5	
5	91594-SR3-911	CLAMP, PURGE HOSE .....	1	-	----- TAF5/A	
			1	-	1009899 ----- TAF5	
6	95002-02080	CLIP, TUBE (B8) .....	1	-	----- TAF5/A	
			1	-	1009899 ----- TAF5	
7	95002-05000	CLIP, TUBE (C9) .....	1	-	----- TAF5	
	95002-50000	.....	1	-	----- TAF5/A	
8	95003-25023-20	TUBE, VINYL, 9X11X230 .....	1	-	----- TAF5/A	
		(95003-25001-10M)	1	-	1009899 ----- TAF5	

2



Ref. No.	L.O.N.	(Relative ref. Number) Description	F.R.T.
1	1141G7	FAN, ENGINE COOLING .....	0.5
3	6201A5	GRID, SCREEN .....	0.4
4	6201A6	HOLDER, SCREEN GRID .....	0.5
5	2161B5	FLYWHEEL .....	0.7
12	1121A9	PULLEY, RECOIL STARTER .....	0.5

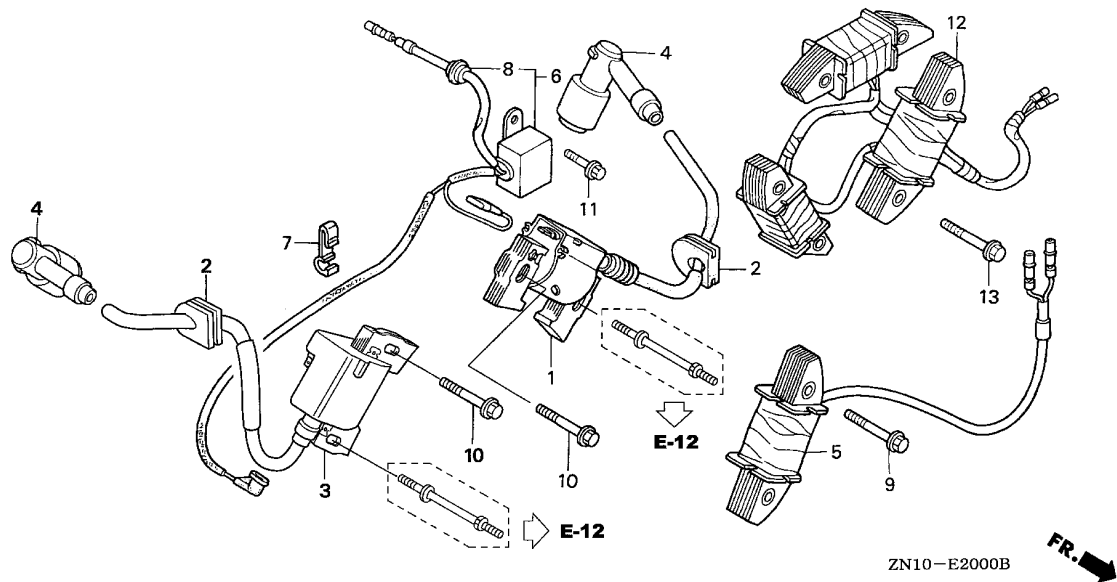
Ref. No.	Part No.	Description	Reqd. QTY	Serial No.	Parts catalogue code
			GX670 (1) (2)		
1	19511-ZJ1-000	FAN, COOLING .....	1	1	
2	19513-ZJ1-000	PLATE, COOLING FAN SETTING ..	1	-	BAF,BAF/A,BDW,BDW/A,BXC,BXC/A,BXF,BXF/A,BXF5,BXF5/A,BXF9,BXF9/A,TAB TAB/A,TAF,TAF/A,TAF5,TAF5/A,TDW,TDW/A,TKW,TWF6,TWF6/A,TXA2,TXA2/A,TXF TXF/A,TXF2,TXF2/A,TXF3,TXF3/A,TXF4,TXF4/A,TXF5,TXF5/A,TXF7,TXF7/A TXF8,TXF8/A,TXF9,TXF9/A,TXW,TXW/A,VXE1,VXE1/A,VXE2,VXE2/A,VXE4,VXE4/A
3	28452-ZJ1-811	GRID, SCREEN (P.T.O.) .....	(1)	-	BAF,BAF/A,BDW,BDW/A,BXC,BXC/A,BXF,BXF/A,BXF5,BXF5/A,BXF9,BXF9/A,TAB TAB/A,TAF,TAF/A,TAX1,TAX1/A,TDW,TDW/A,TKW,TWF6,TWF6/A,TXA2,TXA2/A,TXF TXF/A,TXF2,TXF2/A,TXF3,TXF3/A,TXF4,TXF4/A,TXF5,TXF5/A,TXF7,TXF7/A TXF8,TXF8/A,TXF9,TXF9/A,TXW,TXW/A,VXE1,VXE1/A,VXE2,VXE2/A,VXE4,VXE4/A
	28452-ZJ1-801	GRID, SCREEN .....	1	-	VAB2,VAB2/A
4	28454-ZJ1-801	HOLDER, SCREEN GRID .....	(1)	-	VAB2,VAB2/A
					BAF,BAF/A,BDW,BDW/A,BXC,BXC/A,BXF,BXF/A,BXF5,BXF5/A,BXF9,BXF9/A,TAB TAB/A,TAF,TAF/A,TAX1,TAX1/A,TDW,TDW/A,TKW,TWF6,TWF6/A,TXA2,TXA2/A,TXF TXF/A,TXF2,TXF2/A,TXF3,TXF3/A,TXF4,TXF4/A,TXF5,TXF5/A,TXF7,TXF7/A TXF8,TXF8/A,TXF9,TXF9/A,TXW,TXW/A,VXE1,VXE1/A,VXE2,VXE2/A,VXE4,VXE4/A
5	31110-ZJ1-840	FLYWHEEL COMP. ....	1	-	BAF,BAF/A,BDW,BDW/A,BXC,BXC/A,BXF,BXF/A,BXF5,BXF5/A,BXF9,BXF9/A,TAB TAB/A,TAF,TAF/A,TAF5,TAF5/A,TDW,TDW/A,TWF6,TWF6/A,TXA2,TXA2/A,TXF TXF/A,TXF2,TXF2/A,TXF4,TXF4/A,TXF5,TXF5/A,TXF7,TXF7/A,TXF8,TXF8/A TXF9,TXF9/A,TXW,TXW/A,VAB2,VAB2/A,VXE1,VXE1/A
	31110-ZJ1-850	.....	1	-	TAX1,TAX1/A,TKW,TXF3,TXF3/A,VXE2,VXE2/A,VXE4,VXE4/A
			-	1	
6	90201-ZG3-000	NUT, FLANGE, 20MM .....	1	1	
7	90401-ZG3-000	WASHER, 20MM .....	1	1	
8	90741-ZE2-000	KEY, SPECIAL WOODRUFF, 25X18	1	1	
9	95701-06012-00	BOLT, FLANGE, 6X12 .....	3	-	VAB2,VAB2/A
10	95701-08016-00	BOLT, FLANGE, 8X16 .....	3	3	



Ref. No.	Part No.	Description	Reqd. QTY		Serial No.	Parts catalogue code
			GX670 (1)	(2)		

12	28451-ZJ1-801	PULLEY, STARTER .....	1	-	-----	TAX1,TAX1/A
13	28453-ZJ1-801	SPACER, STARTER PULLEY MOUNTING .....	1	-	-----	TAX1,TAX1/A
14	90013-ZJ1-800	BOLT, UBS, 12X28 .....	1	-	-----	TAX1,TAX1/A





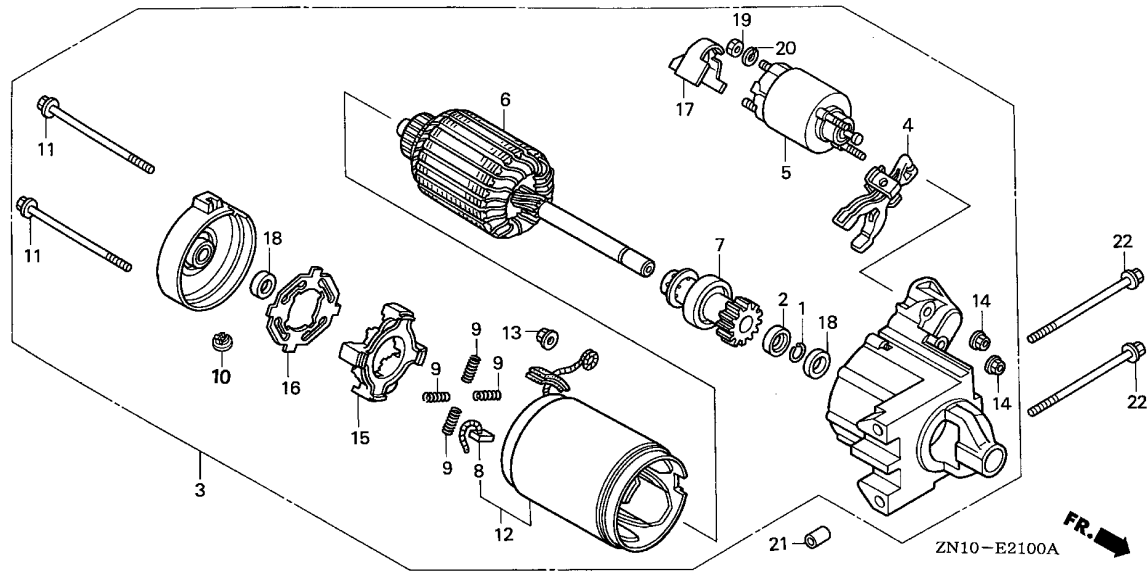
Ref. No.	L.O.N.	(Relative ref. Number) Description	F.R.T.
1	6141A3	COIL, IGNITION :LEFT .....	0.5
3	6141A4	COIL, IGNITION :RIGHT .....	0.5
4	6141C3	TERMINAL, HIGH TENSION :LEFT ..	0.1
	6141C4	TERMINAL, HIGH TENSION :RIGHT ..	0.1
6	614106	DIODE, ENGINE STOP .....	0.6
12	(5)		
	6131C3	COIL, CHARGE .....	0.8

2

Ref. No.	Part No.	Description	Reqd. QTY		Serial No.	Parts catalogue code
			GX670 (1)	(2)		
1	30500-ZJ1-841	COIL ASSY., IGNITION .....	1	-	1011873	BAF,BDW,BXC,BXF,BXF5,BXF9,TAB,TAF,TAF5,TDW,TXA2,TF,TF2,TF3,TF4,TF5,TF8,TF9,VXE2
	30500-ZJ1-842	.....	1	-	1035843	TAX1,TWF6,TF7,TXW,VXE1
			1	-	1011874	1035843 BAF,BDW,BXC,BXF,BXF5,BXF9,TAB,TAF,TAF5,TDW,TXA2,TF,TF2,TF3,TF4,TF5,TF8,TF9,VXE2
	30500-ZJ1-843	.....	-	1	1005045	VXC,VXC2
			1	-	1038633	VAB2,VXE4
			1	-	1035844	1038633 BAF,BDW,BXC,BXF,BXF5,BXF9,TAB,TAF,TAF5,TAX1,TDW,TWF6,TXA2,TF,TF2,TF3,TF4,TF5,TF7,TF8,TF9,TXW,VXE1,VXE2
	30500-ZJ1-844	.....	-	1	1005046	1005665 VXC,VXC2
			1	1		BAF/A,BDW/A,BXC/A,BXF/A,BXF5/A,BXF9/A,TAB/A,TAF/A,TAF5/A,TAX1/A,TDW/A,TKW,TWF6/A,TXA2/A,TF/A,TF2/A,TF3/A,TF4/A,TF5/A,TF7/A,TF8/A,TF9/A,TXW/A,VAB2/A,VXC/A,VXC2/A,VXE1/A,VXE2/A,VXE4/A
			1	-	1038634	1038634 BAF,BDW,BXC,BXF,BXF5,BXF9,TAB,TAF,TAF5,TAX1,TDW,TWF6,TXA2,TF,TF2,TF3,TF4,TF5,TF7,TF8,TF9,TXW,VAB2,VXE1,VXE2,VXE4
			-	1	1005666	VXC,VXC2
2	30518-ZJ1-000	GROMMET, HIGH TENSION CORD ..	2	2		
3	30550-ZJ1-841	COIL ASSY., IGNITION .....	1	-	1011873	BAF,BDW,BXC,BXF,BXF5,BXF9,TAB,TAF,TAF5,TDW,TXA2,TF,TF2,TF3,TF4,TF5,TF8,TF9,VXE2
	30550-ZJ1-842	.....	1	-	1035843	TAX1,TWF6,TF7,TXW,VXE1
			1	-	1011874	1035843 BAF,BDW,BXC,BXF,BXF5,BXF9,TAB,TAF,TAF5,TDW,TXA2,TF,TF2,TF3,TF4,TF5,TF8,TF9,VXE2
			-	1	1005045	VXC,VXC2
			1	-	1038633	VAB2,VXE4
	30550-ZJ1-843	.....	1	-	1035844	1038633 BAF,BDW,BXC,BXF,BXF5,BXF9,TAB,TAF,TAF5,TAX1,TDW,TWF6,TXA2,TF,TF2,TF3,TF4,TF5,TF7,TF8,TF9,TXW,VXE1,VXE2
			-	1	1005046	1005665 VXC,VXC2

Ref. No.	Part No.	Description	Reqd. QTY		Serial No.	Parts catalogue code
			GX670 (1)	(2)		
(3)	30550-ZJ1-844	COIL ASSY., IGNITION .....	1	1	-----	BAF/A,BDW/A,BXC/A,BXF/A,BXF5/A,BXF9/A,TAB/A,TAF/A,TAF5/A,TAX1/A,TDW/A TKW,TWF6/A,TXA2/A,TXF/A,TXF2/A,TXF3/A,TXF4/A,TXF5/A,TXF7/A,TXF8/A TXF9/A,TXW/A,VAB2/A,VXC/A,VXC2/A,VXE1/A,VXE2/A,VXE4/A
			1	-	1038634	BAF,BDW,BXC,BXF,BXF5,BXF9,TAB,TAF,TAF5,TAX1,TDW,TWF6,TXA2,TXF,TXF2 TXF3,TXF4,TXF5,TXF7,TXF8,TXF9,TXW,VAB2,VXE1,VXE2,VXE4 VXC,VXC2
4	30700-ZJ1-841	CAP ASSY., NOISE SUPPRESSOR -	2	2		
5	31630-ZJ1-003	COIL ASSY., CHARGE (12V/3A) -	1	-	-----	TAX1,TAX1/A,TKW,TXF3,TXF3/A,VXE2,VXE2/A,VXE4,VXE4/A
			-	1		
6	31740-ZJ1-841	DIODE ASSY., ENGINE STOP ....	1	-	-----	1008085 BAF,BDW,BXF,BXF5,TAF,TAF5,TDW,TXF,TXF2,TXF3,TXF4,TXF5,TXF8,VXE2 BXF9,BXF9/A,TXF9,TXF9/A
	31740-ZJ1-851	.....	1	-	-----	BAF/A,BDW/A,BXC,BXC/A,BXF/A,BXF5/A,TAB,TAB/A,TAF/A,TAF5/A,TAX1,TAX1/A TDW/A,TKW,TWF6,TWF6/A,TXA2,TXA2/A,TXF/A,TXF2/A,TXF3/A,TXF4/A,TXF5/A TXF7,TXF7/A,TXF8/A,TXW,TXW/A,VAB2,VAB2/A,VXE1,VXE1/A,VXE2/A,VXE4 VXE4/A
	31740-ZJ1-861	.....	1	-	-----	BAF,BDW,BXF,BXF5,TAF,TAF5,TDW,TXF,TXF2,TXF3,TXF4,TXF5,TXF8,VXE2 VXC2,VXC2/A
	31740-ZJ1-871	.....	1	-	-----	VXC,VXC/A
	31740-ZJ1-881	.....	-	1	-----	
7	32763-PA0-000	CLAMP, CORD .....	1	-		
8	63312-ZA7-000	GROMMET, TOOL .....	1	1		
9	90014-ZE6-000	BOLT, FLANGE, 6X35 .....	2	-	-----	TAX1,TAX1/A,TKW,TXF3,TXF3/A,VXE2,VXE2/A,VXE4,VXE4/A
			-	2		
10	90031-ZE1-000	BOLT, FLANGE, 6X32 .....	2	2		
11	95701-06008-00	BOLT, FLANGE, 6X8 .....	1	1		
12	31630-ZJ1-801	COIL ASSY., CHARGE (12V/20A)	1	-	-----	BAF,BAF/A,BDW,BDW/A,BXC,BXC/A,BXF,BXF/A,BXF5,BXF5/A,BXF9,BXF9/A,TAB TAB/A,TAF,TAF/A,TAF5,TAF5/A,TDW,TDW/A,TWF6,TWF6/A,TXA2,TXA2/A,TXF TXF/A,TXF2,TXF2/A,TXF4,TXF4/A,TXF5,TXF5/A,TXF7,TXF7/A,TXF8,TXF8/A TXF9,TXF9/A,TXW,TXW/A,VAB2,VAB2/A,VXE1,VXE1/A
13	90031-ZE1-000	BOLT, FLANGE, 6X32 .....	6	-	-----	BAF,BAF/A,BDW,BDW/A,BXC,BXC/A,BXF,BXF/A,BXF5,BXF5/A,BXF9,BXF9/A,TAB TAB/A,TAF,TAF/A,TAF5,TAF5/A,TDW,TDW/A,TWF6,TWF6/A,TXA2,TXA2/A,TXF TXF/A,TXF2,TXF2/A,TXF4,TXF4/A,TXF5,TXF5/A,TXF7,TXF7/A,TXF8,TXF8/A TXF9,TXF9/A,TXW,TXW/A,VAB2,VAB2/A,VXE1,VXE1/A

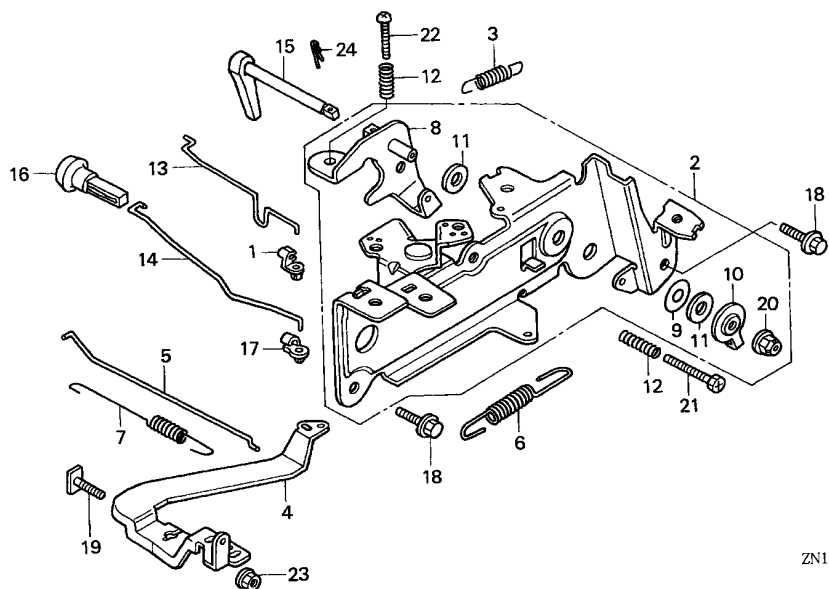




Ref. No.	L.O.N.	(Relative ref. Number) Description	F.R.T.
3	6121D5	MOTOR, STARTER .....	0.3
4	6121B7	LEVER, PINION DRIVE .....	0.3
5	6121C9	SWITCH, STARTER MAGNETIC .....	0.3
6	6121A0	ARMATURE, STARTER .....	0.6
7	6121B0	CLUTCH, OVERRUNNING .....	0.5
8	6121A9	BRUSH, STARTER .....	0.6
12	6121D1	YOKE, STARTER .....	0.6
18	6121A3	BEARING, ARMATURE .....	0.5

2

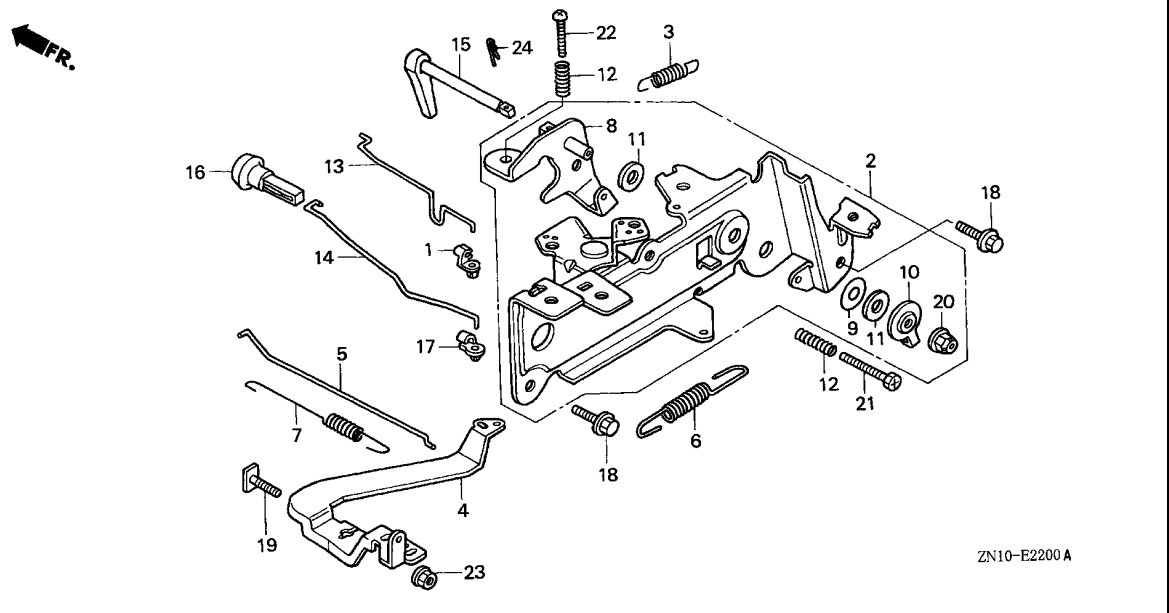
Ref. No.	Part No.	Description	Reqd. QTY		Serial No.	Parts catalogue code
			GX670 (1)	(2)		
1	30201-PH9-004	RING, SNAP (DENSO) .....	1	1		
2	30202-PZ1-003	COLLAR SET, CLUTCH STOP .....	1	1		
3	31200-ZJ1-841	MOTOR ASSY., STARTER .....	1	1		
4	31203-PH9-004	LEVER, PINION DRIVE .....	1	1		
5	31204-ZJ1-H01	SWITCH ASSY., MAGNET .....	1	1		
6	31206-ZG4-801	ARMATURE COMP. ....	1	1		
7	31207-ZJ1-H01	CLUTCH COMP., OVERRUNNING ...	1	1		
8	31211-PH9-004	BRUSH .....	4	4		
9	31212-PH9-004	SPRING, BRUSH .....	4	4		
10	31213-P64-N01	COVER .....	1	1		
11	31214-PH9-004	BOLT, THROUGH .....	2	2		
12	31216-ZJ1-H01	YOKE COMP. ....	1	1		
13	31220-PH9-004	NUT, HEX., 8MM .....	1	1		
14	31223-PA0-006	NUT, FLANGE, 5MM .....	2	2		
15	31231-PH9-004	HOLDER, BRUSH .....	1	1		
16	31233-PH9-004	INSULATOR, BRUSH HOLDER .....	1	1		
17	31234-ZJ1-H01	COVER, TERMINAL .....	1	1		
18	91002-ZG4-801	BEARING A .....	2	2		
19	94001-08200-0S	NUT, HEX., 8MM .....	1	1		
20	94111-08000	WASHER, SPRING, 8MM .....	1	1		
21	94301-10120	DOWEL PIN, 10X12 .....	2	2		
22	95701-08110-00	BOLT, FLANGE, 8X110 .....	2	2		



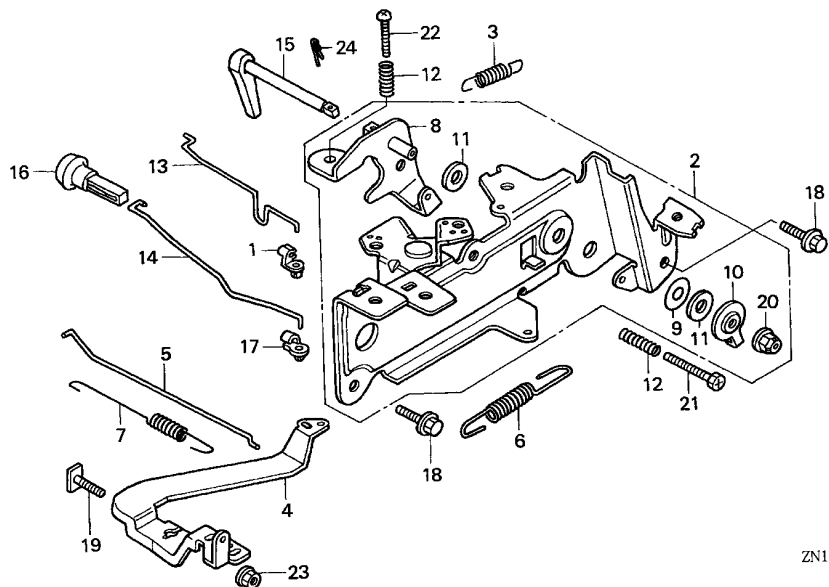
Ref. No.	L.O.N.	(Relative ref. Number) Description	F.R.T.
2	1161A5	CONTROL, THROTTLE/GOVERNOR ...	0.4
3	1161C1	SPRING, STARTER .....	0.1
4	1161A0	ARM, GOVERNOR .....	0.3
5	1161B1	ROD, GOVERNOR .....	0.3
6	1161C5	SPRING, GOVERNOR .....	0.1
7	1161C2	SPRING, THROTTLE RETURN .....	0.2
8	8101Q3	ARM, CONTROL .....	0.3
13	8101Q2	ROD, CHOKE CONTROL .....	0.2
15	8101H1	LEVER, THROTTLE .....	0.2
16		(14)	
	8101Q0	KNOB, CHOKE .....	0.2

Ref. No.	Part No.	Description	Reqd. QTY	Serial No.	Parts catalogue code
			GX670 (1) (2)		
1	16263-883-W10	JOINT, ROD .....	1		BAF,BAF/A,BXC,BXC/A,BXF,BXF/A,TAF,TAF/A,TAX1,TAX1/A,TKW,TWF6,TWF6/A TXA2,TXA2/A,TFX,TFX/A,TFX2,TFX2/A,TFX4,TFX4/A,TFX7,TFX7/A,TFX8,TFX8/A TXW,TXW/A
2	16500-ZJ1-850	CONTROL ASSY. ....	1		BAF,BAF/A,BXC,BXC/A,BXF,BXF/A,TAF,TAF/A,TAX1,TAX1/A,TWF6,TWF6/A,TXA2 TXA2/A,TFX,TFX/A,TFX2,TFX2/A,TFX4,TFX4/A,TFX7,TFX7/A,TFX8,TFX8/A,TKW TXW/A
	16500-ZJ1-851	.....	1		TKW
3	16534-ZN1-000	SPRING, STARTER .....	1		BAF,BXC,BXF,TAF,TAX1,TWF6,TXA2,TFX,TFX2,TFX4,TFX7,TFX8,TKW
	16534-ZN1-010	.....	1	1054196	BAF/A,BXC/A,BXF/A,TAF/A,TAX1/A,TKW,TWF6/A,TXA2/A,TFX/A,TFX2/A,TFX4/A TFX7/A,TFX8/A,TKW/A
	16534-ZN1-010	.....	1	1054197	BAF/A,BXC/A,BXF/A,TAF/A,TAX1/A,TKW,TWF6/A,TXA2/A,TFX/A,TFX2/A,TFX4/A TFX7/A,TFX8/A,TKW/A
4	16551-ZJ1-840	ARM, GOVERNOR .....	1		BAF,BAF/A,BXC,BXC/A,BXF,BXF/A,TAF,TAF/A,TAX1,TAX1/A,TKW,TWF6,TWF6/A TXA2,TXA2/A,TFX,TFX/A,TFX2,TFX2/A,TFX4,TFX4/A,TFX7,TFX7/A,TFX8,TFX8/A TXW,TXW/A
5	16555-ZN1-000	ROD, GOVERNOR .....	1		BAF,BAF/A,BXC,BXC/A,BXF,BXF/A,TAF,TAF/A,TAX1,TAX1/A,TKW,TWF6,TWF6/A TXA2,TXA2/A,TFX,TFX/A,TFX2,TFX2/A,TFX4,TFX4/A,TFX7,TFX7/A,TFX8,TFX8/A TXW,TXW/A
6	16561-ZN1-800	SPRING, GOVERNOR (MANUAL) ...	1		BAF,BAF/A,BXC,BXC/A,BXF,BXF/A,TAF,TAF/A,TAX1,TAX1/A,TKW,TWF6,TWF6/A TXA2,TXA2/A,TFX,TFX/A,TFX2,TFX2/A,TFX4,TFX4/A,TFX7,TFX7/A,TFX8,TFX8/A TXW,TXW/A
7	16562-ZN1-000	SPRING, THROTTLE RETURN .....	1		BAF,BAF/A,BXC,BXC/A,BXF,BXF/A,TAF,TAF/A,TAX1,TAX1/A,TKW,TWF6,TWF6/A TXA2,TXA2/A,TFX,TFX/A,TFX2,TFX2/A,TFX4,TFX4/A,TFX7,TFX7/A,TFX8,TFX8/A TXW,TXW/A
8	16570-ZJ1-850	ARM COMP., CONTROL .....	1		BAF,BAF/A,BXC,BXC/A,BXF,BXF/A,TAF,TAF/A,TAX1,TAX1/A,TWF6,TWF6/A,TXA2 TXA2/A,TFX,TFX/A,TFX2,TFX2/A,TFX4,TFX4/A,TFX7,TFX7/A,TFX8,TFX8/A,TKW TXW/A
	16570-ZJ1-851	.....	1		TKW





Ref. No.	Part No.	Description	Reqd. QTY		Serial No.	Parts catalogue code
			GX670 (1)	(2)		
9	16574-883-300	SPRING, LEVER .....	1	-	-----	BAF,BAF/A,BXC,BXC/A,BXF,BXF/A,TAF,TAF/A,TAX1,TAX1/A,TKW,TWF6,TWF6/A TXA2,TXA2/A,TFX,TFX/A,TFX2,TFX2/A,TFX4,TFX4/A,TFX7,TFX7/A,TFX8,TFX8/A TXW,TXW/A
10	16575-ZJ1-850	WASHER, CONTROL ARM .....	1	-	-----	BAF,BAF/A,BXC,BXC/A,BXF,BXF/A,TAF,TAF/A,TAX1,TAX1/A,TKW,TWF6,TWF6/A TXA2,TXA2/A,TFX,TFX/A,TFX2,TFX2/A,TFX4,TFX4/A,TFX7,TFX7/A,TFX8,TFX8/A TXW,TXW/A
11	16576-883-300	SPACER, CONTROL LEVER .....	2	-	-----	BAF,BAF/A,BXC,BXC/A,BXF,BXF/A,TAF,TAF/A,TAX1,TAX1/A,TKW,TWF6,TWF6/A TXA2,TXA2/A,TFX,TFX/A,TFX2,TFX2/A,TFX4,TFX4/A,TFX7,TFX7/A,TFX8,TFX8/A TXW,TXW/A
12	16584-883-300	SPRING, CONTROL ADJUSTING ...	2	-	-----	BAF,BAF/A,BXC,BXC/A,BXF,BXF/A,TAF,TAF/A,TAX1,TAX1/A,TKW,TWF6,TWF6/A TXA2,TXA2/A,TFX,TFX/A,TFX2,TFX2/A,TFX4,TFX4/A,TFX7,TFX7/A,TFX8,TFX8/A TXW,TXW/A
13	16611-ZN1-000	ROD, CHOKE CONTROL .....	1	-	-----	BAF,BAF/A,BXC,BXC/A,BXF,BXF/A,TAF,TAF/A,TAX1,TAX1/A,TKW,TWF6,TWF6/A TXA2,TXA2/A,TFX,TFX/A,TFX2,TFX2/A,TFX4,TFX4/A,TFX7,TFX7/A,TFX8,TFX8/A TXW,TXW/A
14	16628-ZJ1-850	ROD, CHOKE KNOB .....	1	-	-----	BAF,BAF/A,BXC,BXC/A,BXF,BXF/A,TAF,TAF/A,TAX1,TAX1/A,TKW,TWF6,TWF6/A TXA2,TXA2/A,TFX,TFX/A,TFX2,TFX2/A,TFX4,TFX4/A,TFX7,TFX7/A,TFX8,TFX8/A TXW,TXW/A
15	17850-ZJ1-850	LEVER ASSY., THROTTLE .....	1	-	-----	BAF,BAF/A,BXC,BXC/A,BXF,BXF/A,TAF,TAF/A,TAX1,TAX1/A,TKW,TWF6,TWF6/A TXA2,TXA2/A,TFX,TFX/A,TFX2,TFX2/A,TFX4,TFX4/A,TFX7,TFX7/A,TFX8,TFX8/A TXW,TXW/A
16	17951-921-030	KNOB, CHOKE .....	1	-	-----	BAF,BAF/A,BXC,BXC/A,BXF,BXF/A,TAF,TAF/A,TAX1,TAX1/A,TKW,TWF6,TWF6/A TXA2,TXA2/A,TFX,TFX/A,TFX2,TFX2/A,TFX4,TFX4/A,TFX7,TFX7/A,TFX8,TFX8/A TXW,TXW/A
17	17957-ZV4-000	BUSH, LINKAGE .....	1	-	-----	BAF,BAF/A,BXC,BXC/A,BXF,BXF/A,TAF,TAF/A,TAX1,TAX1/A,TKW,TWF6,TWF6/A TXA2,TXA2/A,TFX,TFX/A,TFX2,TFX2/A,TFX4,TFX4/A,TFX7,TFX7/A,TFX8,TFX8/A TXW,TXW/A



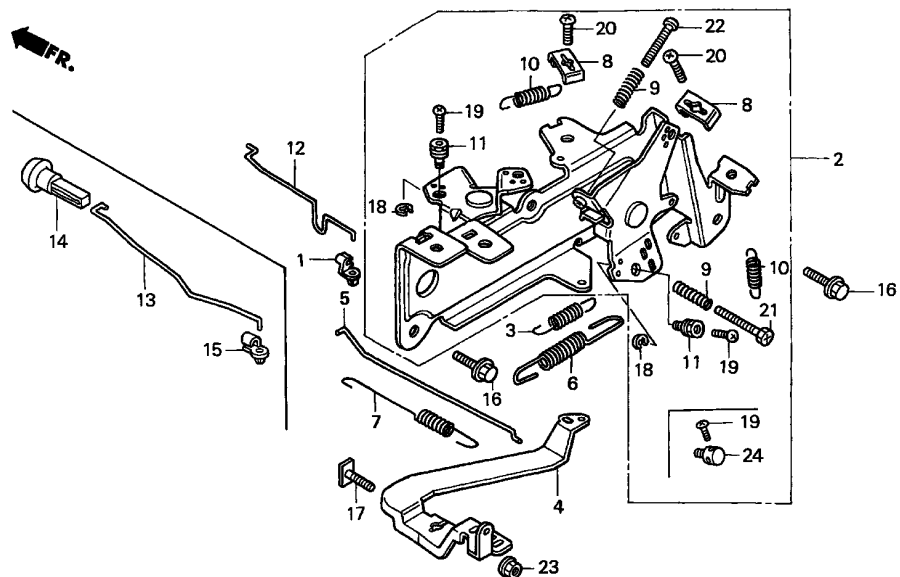
ZN10-E2200A

Ref. No.	Part No.	Description	Reqd. QTY		Serial No.	Parts catalogue code
			GX670 (1)	(2)		
18	90014-952-000	BOLT, FLANGE, 6X14(CT200) ...	2	-	-----	BAF,BAF/A,BXC,BXC/A,BXF,BXF/A,TAF,TAF/A,TAX1,TAX1/A,TKW,TWF6,TWF6/A TXA2,TXA2/A,TFX,TFX/A,TFX2,TFX2/A,TFX4,TFX4/A,TFX7,TFX7/A,TFX8,TFX8/A TXW,TXW/A
19	90015-ZE3-790	BOLT, GOVERNOR ARM .....	1	-	-----	BAF,BAF/A,BXC,BXC/A,BXF,BXF/A,TAF,TAF/A,TAX1,TAX1/A,TKW,TWF6,TWF6/A TXA2,TXA2/A,TFX,TFX/A,TFX2,TFX2/A,TFX4,TFX4/A,TFX7,TFX7/A,TFX8,TFX8/A TXW,TXW/A
20	90114-SA0-000	NUT, SELF-LOCK, 6MM .....	1	-	-----	BAF,BAF/A,BXC,BXC/A,BXF,BXF/A,TAF,TAF/A,TAX1,TAX1/A,TKW,TWF6,TWF6/A TXA2,TXA2/A,TFX,TFX/A,TFX2,TFX2/A,TFX4,TFX4/A,TFX7,TFX7/A,TFX8,TFX8/A TXW,TXW/A
21	92301-05025-0A	BOLT, RECESSED, 5X25 .....	1	-	-----	BAF,BAF/A,BXC,BXC/A,BXF,BXF/A,TAF,TAF/A,TAX1,TAX1/A,TKW,TWF6,TWF6/A TXA2,TXA2/A,TFX,TFX/A,TFX2,TFX2/A,TFX4,TFX4/A,TFX7,TFX7/A,TFX8,TFX8/A TXW,TXW/A
22	93500-05025-0A	SCREW, PAN, 5X25 .....	1	-	-----	BAF,BAF/A,BXC,BXC/A,BXF,BXF/A,TAF,TAF/A,TAX1,TAX1/A,TKW,TWF6,TWF6/A TXA2,TXA2/A,TFX,TFX/A,TFX2,TFX2/A,TFX4,TFX4/A,TFX7,TFX7/A,TFX8,TFX8/A TXW,TXW/A
23	94050-06000	NUT, FLANGE, 6MM .....	1	-	-----	BAF,BAF/A,BXC,BXC/A,BXF,BXF/A,TAF,TAF/A,TAX1,TAX1/A,TKW,TWF6,TWF6/A TXA2,TXA2/A,TFX,TFX/A,TFX2,TFX2/A,TFX4,TFX4/A,TFX7,TFX7/A,TFX8,TFX8/A TXW,TXW/A
24	94251-10000	PIN, LOCK, 10MM .....	1	-	-----	BAF,BAF/A,BXC,BXC/A,BXF,BXF/A,TAF,TAF/A,TAX1,TAX1/A,TKW,TWF6,TWF6/A TXA2,TXA2/A,TFX,TFX/A,TFX2,TFX2/A,TFX4,TFX4/A,TFX7,TFX7/A,TFX8,TFX8/A TXW,TXW/A



E-22-1

CONTROL(2)



ZN10-E2201A

Ref. No.	L.O.N.	(Relative ref. Number) Description	F.R.T.
2	1161A5	CONTROL, THROTTLE/GOVERNOR ...	0.4
3	1161C1	SPRING, STARTER .....	0.1
4	1161A0	ARM, GOVERNOR .....	0.3
5	1161B1	ROD, GOVERNOR .....	0.3
6	1161C5	SPRING, GOVERNOR .....	0.1
7	1161C2	SPRING, THROTTLE RETURN .....	0.2
10	1161B7	SPRING, CABLE RETURN .....	0.1
12	8101R5	ROD, GOVERNOR CHOKE CONTROL ..	0.2
14	8101Q0	KNOB, CHOKE .....	0.2

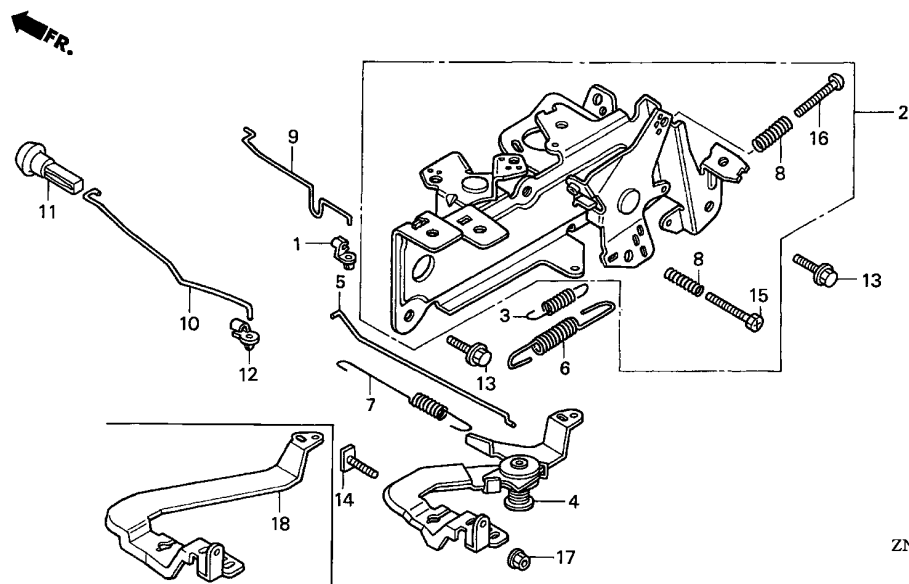


Ref. No.	Part No.	Description	Reqd. QTY		Serial No.	Parts catalogue code
			GX670 (1)	(2)		
1	16263-883-W10	JOINT, ROD .....	1	-	-----	BDW,BDW/A,BXF5,BXF5/A,BXF9,BXF9/A,TAB,TAB/A,TAF5,TAF5/A,TDW,TDW/A,TFX3,TFX3/A,TFX5,TFX5/A,TFX9,TFX9/A,VAB2,VAB2/A
2	16500-ZJ1-861	CONTROL ASSY. ....	1	-	-----	BDW,BDW/A,BXF9,BXF9/A,TAB,TAB/A,TAF5,TAF5/A,TDW,TDW/A,TFX3,TFX3/A,TFX9,TFX9/A,VAB2,VAB2/A
	16500-ZJ1-871	.....	1	-	-----	BXF5,BXF5/A,TFX5,TFX5/A
3	16534-ZN1-000	SPRING, STARTER .....	1	-	-----	BDW,BXF5,BXF9,TAB,TAF5,TDW,TFX3,TFX5,TFX9,VAB2
	16534-ZN1-010	.....	1	-	1054196	BDW/A,BXF5/A,BXF9/A,TAB/A,TAF5/A,TDW/A,TFX3/A,TFX5/A,TFX9/A,VAB2/A
4	16551-ZJ1-840	ARM, GOVERNOR .....	1	-	-----	BDW,BDW/A,BXF5,BXF5/A,BXF9,BXF9/A,TAB,TAB/A,TAF5,TAF5/A,TDW,TDW/A,TFX3,TFX3/A,TFX5,TFX5/A,TFX9,TFX9/A,VAB2,VAB2/A
5	16555-ZN1-000	ROD, GOVERNOR .....	1	-	-----	BDW,BDW/A,BXF5,BXF5/A,BXF9,BXF9/A,TAB,TAB/A,TAF5,TAF5/A,TDW,TDW/A,TFX3,TFX3/A,TFX5,TFX5/A,TFX9,TFX9/A,VAB2,VAB2/A
6	16561-ZN1-000	SPRING, GOVERNOR .....	1	-	-----	BDW,BDW/A,BXF5,BXF5/A,BXF9,BXF9/A,TAB,TAB/A,TAF5,TAF5/A,TDW,TDW/A,TFX3,TFX3/A,TFX5,TFX5/A,TFX9,TFX9/A,VAB2,VAB2/A
7	16562-ZN1-000	SPRING, THROTTLE RETURN .....	1	-	-----	BDW,BDW/A,BXF5,BXF5/A,BXF9,BXF9/A,TAB,TAB/A,TAF5,TAF5/A,TDW,TDW/A,TFX3,TFX3/A,TFX5,TFX5/A,TFX9,TFX9/A,VAB2,VAB2/A
8	16576-891-000	HOLDER, CABLE .....	1	-	-----	BXF5,BXF5/A,TFX5,TFX5/A
			2	-	-----	BDW,BDW/A,BXF9,BXF9/A,TAB,TAB/A,TAF5,TAF5/A,TDW,TDW/A,TFX3,TFX3/A,TFX9,TFX9/A,VAB2,VAB2/A
9	16584-883-300	SPRING, CONTROL ADJUSTING ...	2	-	-----	BDW,BDW/A,BXF5,BXF5/A,BXF9,BXF9/A,TAB,TAB/A,TAF5,TAF5/A,TDW,TDW/A,TFX3,TFX3/A,TFX5,TFX5/A,TFX9,TFX9/A,VAB2,VAB2/A
10	16592-ZJ1-000	SPRING, CABLE RETURN .....	1	-	-----	BXF5,BXF5/A,TFX5,TFX5/A
			2	-	-----	BDW,BDW/A,BXF9,BXF9/A,TAB,TAB/A,TAF5,TAF5/A,TDW,TDW/A,TFX3,TFX3/A,TFX9,TFX9/A,VAB2,VAB2/A

Ref. No.	Part No.	Description	Reqd. QTY		Serial No.	Parts catalogue code
			GX670 (1)	(2)		
11	16594-883-010	HOLDER, WIRE .....	1	-	-----	BXF9, TXF9
			2	-	1001764	BDW, TDW, TXF3
12	16611-ZN1-000	ROD, CHOKE CONTROL .....	1	-	-----	BDW/A, BXF9/A, TAB, TAB/A, TAF5, TAF5/A, TDW/A, TXF3/A, TXF9/A, VAB2, VAB2/A
			1	-	1001765	BDW, TDW, TXF3
13	16628-ZJ1-850	ROD, CHOKE KNOB .....	1	-	-----	BDW, BDW/A, BXF5, BXF5/A, BXF9, BXF9/A, TAB, TAB/A, TAF5, TAF5/A, TDW, TDW/A
14	17951-921-030	KNOB, CHOKE .....	1	-	-----	TXF3, TXF3/A, TXF5, TXF5/A, TXF9, TXF9/A, VAB2, VAB2/A
15	17957-ZV4-000	BUSH, LINKAGE .....	1	-	-----	BXF5, BXF5/A, TXF5, TXF5/A
16	90014-952-000	BOLT, FLANGE, 6X14(CT200) ...	2	-	-----	BXF5, BXF5/A, TXF5, TXF5/A
17	90015-ZE3-790	BOLT, GOVERNOR ARM .....	1	-	-----	BDW, BDW/A, BXF5, BXF5/A, BXF9, BXF9/A, TAB, TAB/A, TAF5, TAF5/A, TDW, TDW/A
18	90605-230-000	CIRCLIP, 5MM .....	1	-	-----	TXF3, TXF3/A, TXF5, TXF5/A, TXF9, TXF9/A, VAB2, VAB2/A
			2	-	-----	BXF5, BXF5/A, TXF5, TXF5/A
19	92301-04006-0H	BOLT, RECESSED, 4X6 .....	1	-	-----	BDW, BDW/A, BXF9, BXF9/A, TAB, TAB/A, TAF5, TAF5/A, TDW, TDW/A, TXF3, TXF3/A
			2	-	-----	TXF9, TXF9/A, VAB2, VAB2/A
20	92301-05016-0A	BOLT, RECESSED, 5X16 .....	1	-	-----	BXF5, BXF5/A, TXF5, TXF5/A
			2	-	-----	BDW, BDW/A, BXF9, BXF9/A, TAB, TAB/A, TAF5, TAF5/A, TDW, TDW/A, TXF3, TXF3/A
21	92301-05025-0A	BOLT, RECESSED, 5X25 .....	1	-	-----	TXF9, TXF9/A, VAB2, VAB2/A
22	93500-05025-0A	SCREW, PAN, 5X25 .....	1	-	-----	BDW, BDW/A, BXF5, BXF5/A, BXF9, BXF9/A, TAB, TAB/A, TAF5, TAF5/A, TDW, TDW/A
23	94050-06000	NUT, FLANGE, 6MM .....	1	-	-----	TXF3, TXF3/A, TXF5, TXF5/A, TXF9, TXF9/A, VAB2, VAB2/A
24	16617-ZJ1-840	HOLDER, CABLE .....	1	-	-----	BDW, BDW/A, BXF5, BXF5/A, BXF9, BXF9/A, TAB, TAB/A, TAF5, TAF5/A, TDW, TDW/A, TXF3/A, TXF5/A, TXF9, TXF9/A, VAB2, VAB2/A
			1	-	1001765	BDW, TDW, TXF3







ZN10-E2202B

Ref. No.	L.O.N.	(Relative ref. Number) Description	F.R.T.
2	1161A5	CONTROL, THROTTLE/GOVERNOR ...	0.4
3	1161C1	SPRING, STARTER .....	0.1
4	1161A0	ARM, GOVERNOR .....	0.3
5	1161B1	ROD, GOVERNOR .....	0.3
6	1161C5	SPRING, GOVERNOR .....	0.1
7	1161C2	SPRING, THROTTLE RETURN .....	0.2
9	8101R5	ROD, GOVERNOR CHOKE CONTROL ..	0.2
11	8101Q0	KNOB, CHOKE .....	0.2

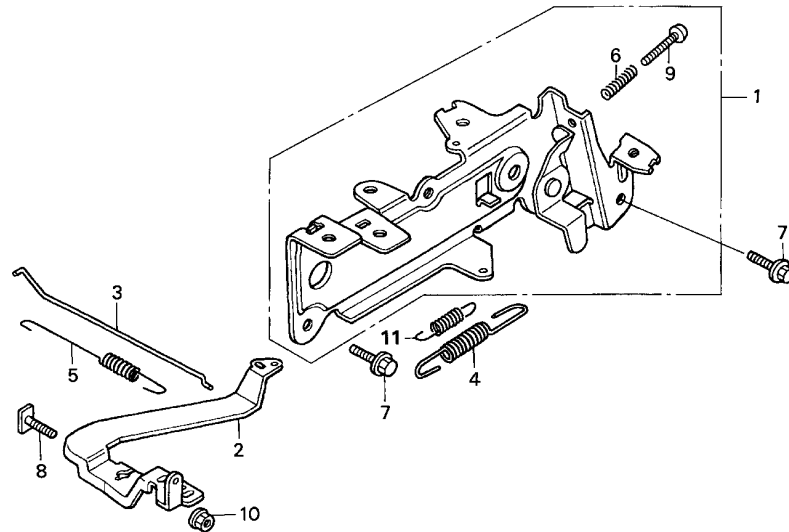
Ref. No.	Part No.	Description	Reqd. QTY	Serial No.	Parts catalogue code
			GX670 (1) (2)		
1	16263-883-W10	JOINT, ROD .....	1		VXE1,VXE1/A,VXE2,VXE2/A,VXE4,VXE4/A
2	16500-ZJ1-890	CONTROL ASSY. (AUTO THROTTLE)	1		VXE1,VXE1/A,VXE2,VXE2/A,VXE4,VXE4/A
3	16534-ZN1-000	SPRING, STARTER .....	1		VXE1,VXE2,VXE4
	16534-ZN1-010	.....	1	1054196	VXE1/A,VXE2/A,VXE4/A
4	16550-ZN1-000	ARM COMP., GOVERNOR .....	1		VXE2,VXE2/A,VXE4,VXE4/A
5	16555-ZN1-000	ROD, GOVERNOR .....	1		VXE1,VXE1/A,VXE2,VXE2/A,VXE4,VXE4/A
6	16561-ZN1-800	SPRING, GOVERNOR (MANUAL) ...	1		VXE1,VXE1/A,VXE2,VXE2/A
	16561-ZJ1-860	.....	1		VXE4,VXE4/A
7	16562-ZN1-000	SPRING, THROTTLE RETURN .....	1		VXE1,VXE1/A,VXE2,VXE2/A,VXE4,VXE4/A
8	16584-883-300	SPRING, CONTROL ADJUSTING ...	2		VXE1,VXE1/A,VXE2,VXE2/A,VXE4,VXE4/A
9	16611-ZN1-000	ROD, CHOKE CONTROL .....	1		VXE1,VXE1/A,VXE2,VXE2/A,VXE4,VXE4/A
10	16628-ZJ1-850	ROD, CHOKE KNOB .....	1		VXE1,VXE1/A,VXE2,VXE2/A,VXE4,VXE4/A
11	17951-921-030	KNOB, CHOKE .....	1		VXE1,VXE1/A,VXE2,VXE2/A,VXE4,VXE4/A
12	17957-ZV4-000	BUSH, LINKAGE .....	1		VXE1,VXE1/A,VXE2,VXE2/A,VXE4,VXE4/A
13	90014-952-000	BOLT, FLANGE, 6X14(CT200) ...	2		VXE1,VXE1/A,VXE2,VXE2/A,VXE4,VXE4/A
14	90015-ZE3-790	BOLT, GOVERNOR ARM .....	1		VXE1,VXE1/A,VXE2,VXE2/A,VXE4,VXE4/A
15	92301-05025-0A	BOLT, RECESSED, 5X25 .....	1		VXE1,VXE1/A,VXE2,VXE2/A,VXE4,VXE4/A
16	93500-05035-0A	SCREW, PAN, 5X35 .....	1		VXE1,VXE1/A,VXE2,VXE2/A,VXE4,VXE4/A
17	94050-06000	NUT, FLANGE, 6MM .....	1		VXE1,VXE1/A,VXE2,VXE2/A,VXE4,VXE4/A
18	16551-ZJ1-840	ARM, GOVERNOR .....	1		VXE1,VXE1/A

E-22-3

CONTROL(4)

G 4

FR.

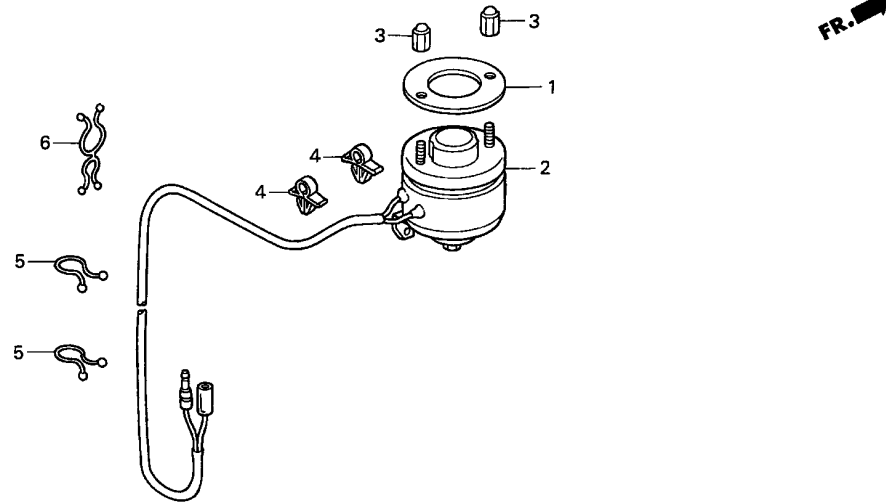


ZN10-E2203A

Ref. No.	L.O.N.	(Relative ref. Number) Description	F.R.T.
1	1161A5	CONTROL, THROTTLE/GOVERNOR ...	0.4
2	1161A0	ARM, GOVERNOR .....	0.3
3	1161B1	ROD, GOVERNOR .....	0.3
4	1161C5	SPRING, GOVERNOR .....	0.1
5	1161C2	SPRING, THROTTLE RETURN .....	0.2
11	1161C1	SPRING, STARTER .....	0.1

Ref. No.	Part No.	Description	Reqd. QTY		Serial No.	Parts catalogue code
			GX670 (1)	(2)		
1	16500-ZJ1-930	CONTROL ASSY. (GENE) .....	-	1		
2	16551-ZJ1-840	ARM, GOVERNOR .....	-	1		
3	16555-ZN2-000	ROD, GOVERNOR .....	-	1		
4	16561-ZN1-820	SPRING, GOVERNOR .....	-	1	1002218	VXC,VXC2
	16561-ZN1-830	.....	-	1	-----	VXC/A,VXC2/A
			-	1	1002219	----- VXC,VXC2
5	16562-ZN2-010	SPRING, THROTTLE RETURN .....	-	1		
6	16584-883-300	SPRING, CONTROL ADJUSTING ...	-	1		
7	90014-952-000	BOLT, FLANGE, 6X14(CT200) ...	-	2		
8	90015-ZE3-790	BOLT, GOVERNOR ARM .....	-	1		
9	93500-05035-0A	SCREW, PAN, 5X35 .....	-	1		
10	94050-06000	NUT, FLANGE, 6MM .....	-	1		
11	16534-ZN1-000	SPRING, STARTER .....	-	1	1002219	----- VXC,VXC2
			-	1	-----	1010925 VXC/A,VXC2/A
	16534-ZN1-010	.....	-	1	1010926	----- VXC/A,VXC2/A

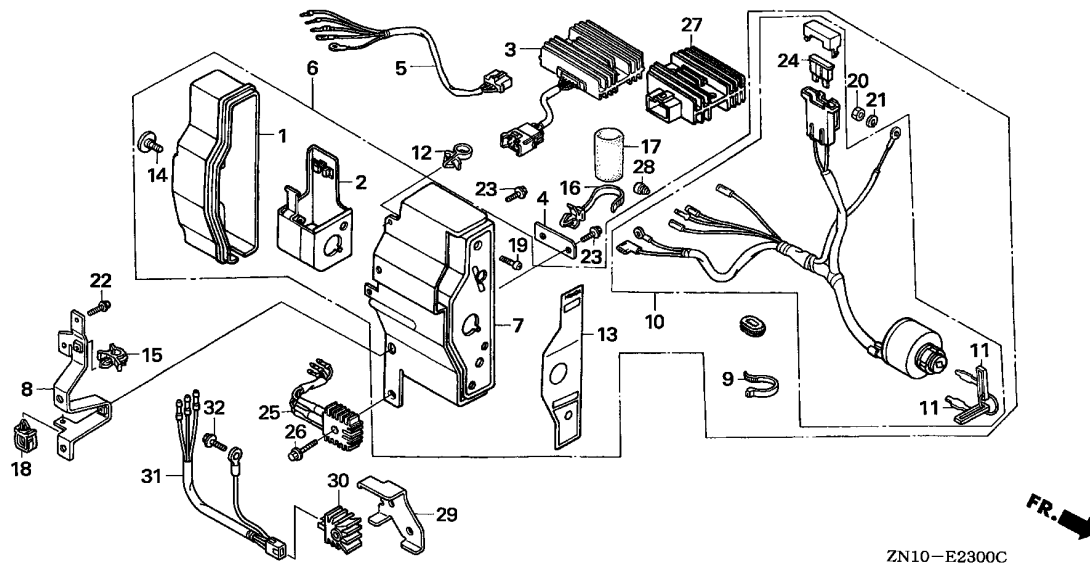
2



ZN10-E2220

Ref. No.	L.O.N. (Relative ref. Number)	Description	F.R.T.
2	6151A6	SOLENOID, ROTARY .....	0.3

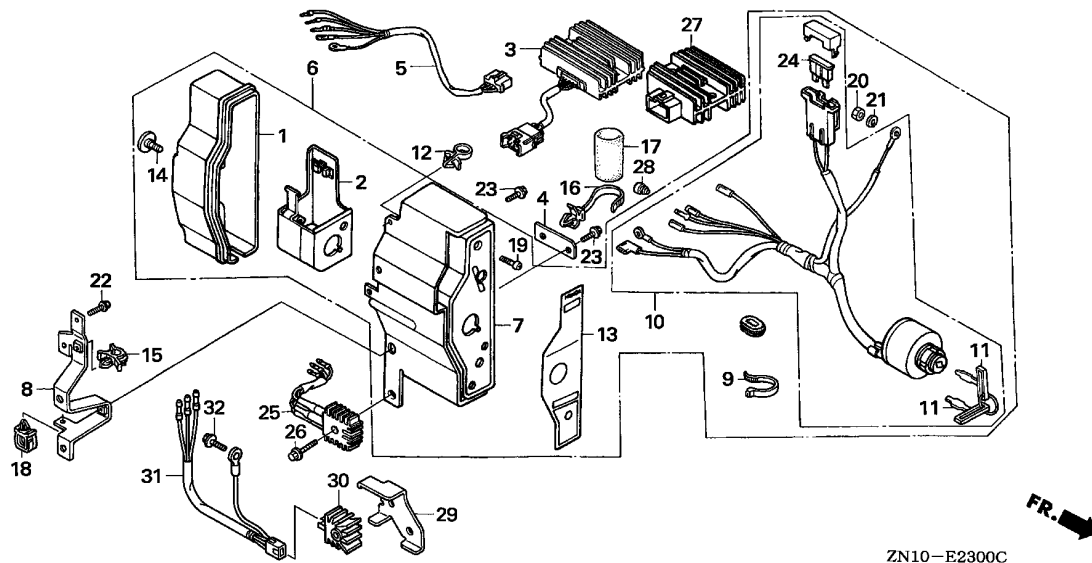
Ref. No.	Part No.	Description	Reqd. QTY		Serial No.	Parts catalogue code
			GX670 (1)	(2)		
1	36337-ZJ1-840	PLATE, SOLENOID .....	1	-	-----	VXE2,VXE2/A,VXE4,VXE4/A
2	36350-ZN1-003	SOLENOID ASSY., ROTARY .....	1	-	-----	VXE2,VXE2/A,VXE4,VXE4/A
3	90202-ZJ1-840	NUT, SPECIAL CAP .....	2	-	-----	VXE2,VXE2/A,VXE4,VXE4/A
4	90654-SA4-003	CLIP, WIRE HARNESS, 6MM(WHITE)	2	-	-----	VXE2,VXE2/A,VXE4,VXE4/A
5	90686-459-711	PURSE, LOCK, 8MM .....	2	-	-----	VXE2,VXE2/A,VXE4,VXE4/A
6	91402-ZJ1-841	CLIP, PURSE LOCK .....	1	-	-----	VXE2,VXE2/A,VXE4,VXE4/A



Ref. No.	L.O.N.	(Relative ref. Number) Description	F.R.T.
1	6221A4	CASE, ENGINE CONTROL .....	0.1
2	6221H0	BRACKET, CASE MOUNTING .....	0.4
3		(27)	
	6131B7	RECTIFIER, REGULATOR .....	0.2
5	6111D3	HARNESS, SUB WIRE .....	0.2
6	6221N7	BOX, ENGINE CONTROL .....	0.2
7	6151K5	PANEL, ENGINE CONTROL .....	0.4
10	6151E1	SWITCH, COMBINATION .....	0.3
13	6221G9	MARK, CONTROL BOX .....	0.1
24	8121A7	FUSE, BLADE .....	0.1
25		(30)	
	6221L0	RECTIFIER, CONTROL BOX .....	0.2

Ref. No.	Part No.	Description	Reqd. QTY	Serial No.	Parts catalogue code
			GX670 (1) (2)		
1	31612-ZE2-003	CASE, CONTROL .....	1	-	BAF,BAF/A,BXC,BXC/A,BXF,BXF/A,BXF5,BXF5/A,TAF,TAF/A,TAX1,TAX1/A,TKW,TWF6,TWF6/A,TXA2,TXA2/A,TFX,TFX/A,TFX2,TFX2/A,TFX3,TFX3/A,TFX4,TFX4/A,TFX5,TFX5/A,TFX7,TFX7/A,TFX8,TFX8/A,TXW,TXW/A,VXE1,VXE1/A,VXE2,VXE2/A,VXE4,VXE4/A
2	31614-ZE2-003	BRACKET, CASE MOUNTING .....	1	-	BAF,BAF/A,BXC,BXC/A,BXF,BXF/A,BXF5,BXF5/A,TAF,TAF/A,TAX1,TAX1/A,TKW,TWF6,TWF6/A,TXA2,TXA2/A,TFX,TFX/A,TFX2,TFX2/A,TFX3,TFX3/A,TFX4,TFX4/A,TFX5,TFX5/A,TFX7,TFX7/A,TFX8,TFX8/A,TXW,TXW/A,VXE1,VXE1/A,VXE2,VXE2/A,VXE4,VXE4/A
3	31620-ZG5-003	RECTIFIER ASSY., REGULATOR (20A)	1	-	TXF7
	31620-ZG5-013	.....	1	-	BAF,BAF/A,BDW,BDW/A,BXC,BXC/A,BXF,BXF/A,BXF5,BXF5/A,BXF9,BXF9/A,TAB,TAB/A,TAF,TAF/A,TAF5,TAF5/A,TDW,TDW/A,TWF6,TWF6/A,TXA2,TXA2/A,TFX,TFX/A,TFX2,TFX2/A,TFX4,TFX4/A,TFX5,TFX5/A,TFX7/A,TFX8,TFX8/A,TFX9,TFX9/A,TXW,TXW/A,VAB2,VAB2/A,VXE1,VXE1/A
4	32103-759-000	BRACKET, WIRE HARNESS CLIP ..	1	-	BAF,BAF/A,BXC,BXC/A,BXF,BXF/A,BXF5,BXF5/A,TAF,TAF/A,TAX1,TAX1/A,TKW,TWF6,TWF6/A,TXA2,TXA2/A,TFX,TFX/A,TFX2,TFX2/A,TFX3,TFX3/A,TFX4,TFX4/A,TFX5,TFX5/A,TFX7,TFX7/A,TFX8,TFX8/A,TXW,TXW/A,VXE1,VXE1/A,VXE2,VXE2/A,VXE4,VXE4/A
5	32105-ZJ1-800	HARNESS ASSY., SUB WIRE .....	1	1	BAF,BAF/A,BDW,BDW/A,BXC,BXC/A,BXF,BXF/A,BXF5,BXF5/A,BXF9,BXF9/A,TAB,TAB/A,TAF,TAF/A,TAF5,TAF5/A,TWF6,TWF6/A,TXA2,TXA2/A,TFX,TFX/A,TFX2,TFX2/A,TFX4,TFX4/A,TFX5,TFX5/A,TFX7,TFX7/A,TFX8,TFX8/A,TFX9,TFX9/A,TXW,TXW/A,VAB2,VAB2/A,VXC,VXC/A,VXE1,VXE1/A
	32105-ZN1-800	.....	1	-	1011512 TDW
		.....	1	-	1011513 TDW/A
		.....	1	-	1011513 TDW
6	32340-ZJ1-841	BOX ASSY., CONTROL .....	1	-	1015274 BAF,BXC,BXF,TAF,TXA2,TFX,TFX2,TFX3,TFX8,VXE2
	32340-ZJ1-851	.....	1	-	1015994 BXF5,TFX4,TFX5



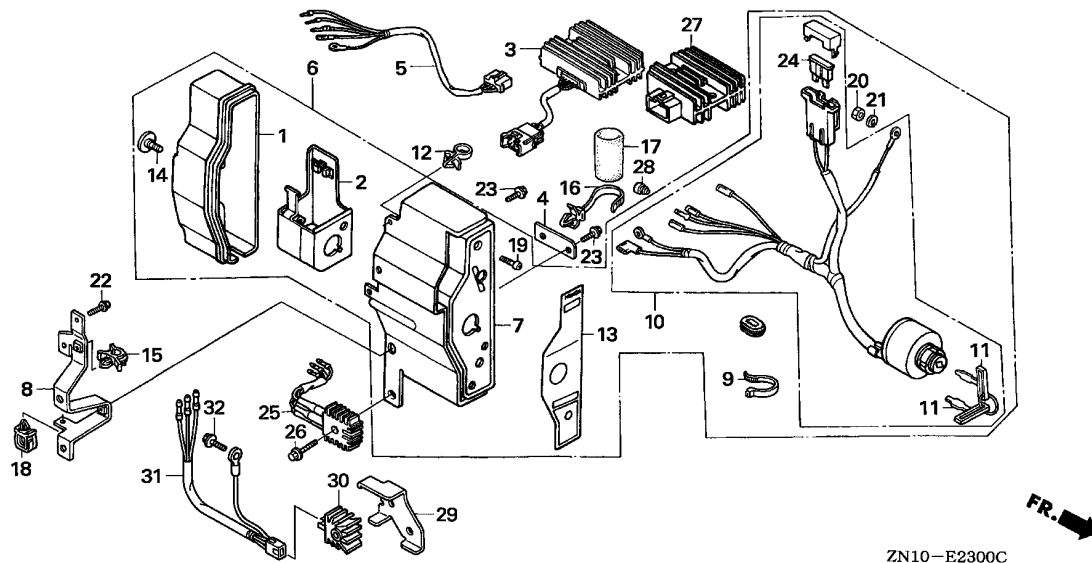


ZN10-E2300C

Ref. No.	Part No.	Description	Reqd. QTY		Serial No.	Parts catalogue code
			GX670 (1)	(2)		
(6)	32340-ZJ1-842	BOX ASSY., CONTROL .....	1	-	-----	BAF/A,BXC/A,BXF/A,TAF/A,TAX1,TAX1/A,TKW,TWF6,TWF6/A,TXA2/A,TFX/A,TFX2/A,TFX3/A,TFX7,TFX7/A,TFX8/A,TXW,TXW/A,VXE1,VXE2/A
	32340-ZJ1-852	.....	1	-	1015275	BAF,BXC,BXF,TAF,TXA2,TFX,TFX2,TFX3,TFX8,VXE2
		.....	1	-	-----	BXF5/A,TFX4/A,TFX5/A,VXE4,VXE4/A
		.....	1	-	1015995	BXF5,TFX4,TFX5
7	32345-ZJ1-811	PANEL COMP., CONTROL .....	1	-	1015274	BAF,BXC,BXF,BXF5,TAF,TXA2,TFX,TFX2,TFX3,TFX4,TFX5,TFX8,VXE2
	32345-ZJ1-812	.....	1	-	-----	BAF/A,BXC/A,BXF/A,BXF5/A,TAF/A,TAX1,TAX1/A,TKW,TWF6,TWF6/A,TXA2/A,TFX/A,TFX2/A,TFX3/A,TFX4/A,TFX5/A,TFX7,TFX7/A,TFX8/A,TXW,TXW/A,VXE1,VXE2/A,VXE4,VXE4/A
		.....	1	-	1015275	BAF,BXC,BXF,BXF5,TAF,TXA2,TFX,TFX2,TFX3,TFX4,TFX5,TFX8,VXE2
8	32349-ZJ1-840	STAY, CONTROL BOX .....	1	-	-----	BAF,BAF/A,BXC,BXC/A,BXF,BXF/A,BXF5,BXF5/A,TAF,TAF/A,TAX1,TAX1/A,TKW,TWF6,TWF6/A,TXA2,TXA2/A,TFX,TFX/A,TFX2,TFX2/A,TFX3,TFX3/A,TFX4,TFX4/A,TFX5,TFX5/A,TFX7,TFX7/A,TFX8,TFX8/A,TXW,TXW/A,VXE1,VXE1/A,VXE2,VXE2/A,VXE4,VXE4/A
		.....	1	-	-----	BAF,BAF/A,BXC,BXC/A,BXF,BXF/A,BXF5,BXF5/A,TAF,TAF/A,TAX1,TAX1/A,TKW,TWF6,TWF6/A,TXA2,TXA2/A,TFX,TFX/A,TFX2,TFX2/A,TFX3,TFX3/A,TFX4,TFX4/A,TFX5,TFX5/A,TFX7,TFX7/A,TFX8,TFX8/A,TXW,TXW/A,VXE1,VXE1/A,VXE2,VXE2/A,VXE4,VXE4/A
9	32902-892-003	BAND .....	1	-	-----	BAF,BAF/A,BXC,BXC/A,BXF,BXF/A,BXF5,BXF5/A,TAF,TAF/A,TAX1,TAX1/A,TKW,TWF6,TWF6/A,TXA2,TXA2/A,TFX,TFX/A,TFX2,TFX2/A,TFX3,TFX3/A,TFX4,TFX4/A,TFX5,TFX5/A,TFX7,TFX7/A,TFX8,TFX8/A,TXW,TXW/A,VXE1,VXE1/A,VXE2,VXE2/A,VXE4,VXE4/A
		.....	1	-	-----	BAF,BAF/A,BXC,BXC/A,BXF,BXF/A,BXF5,BXF5/A,TAF,TAF/A,TAX1,TAX1/A,TKW,TWF6,TWF6/A,TXA2,TXA2/A,TFX,TFX/A,TFX2,TFX2/A,TFX3,TFX3/A,TFX4,TFX4/A,TFX5,TFX5/A,TFX7,TFX7/A,TFX8,TFX8/A,TXW,TXW/A,VXE1,VXE1/A,VXE2,VXE2/A,VXE4,VXE4/A
10	35100-ZJ1-841	SWITCH ASSY., COMBINATION ...	1	-	-----	BAF,BAF/A,BXC,BXC/A,BXF,BXF/A,BXF5,BXF5/A,TAF,TAF/A,TAX1,TAX1/A,TKW,TWF6,TWF6/A,TXA2,TXA2/A,TFX,TFX/A,TFX2,TFX2/A,TFX3,TFX3/A,TFX4,TFX4/A,TFX5,TFX5/A,TFX7,TFX7/A,TFX8,TFX8/A,TXW,TXW/A,VXE1,VXE1/A,VXE2,VXE2/A,VXE4,VXE4/A
		.....	1	-	-----	BAF,BAF/A,BXC,BXC/A,BXF,BXF/A,BXF5,BXF5/A,TAF,TAF/A,TAX1,TAX1/A,TKW,TWF6,TWF6/A,TXA2,TXA2/A,TFX,TFX/A,TFX2,TFX2/A,TFX3,TFX3/A,TFX4,TFX4/A,TFX5,TFX5/A,TFX7,TFX7/A,TFX8,TFX8/A,TXW,TXW/A,VXE1,VXE1/A,VXE2,VXE2/A,VXE4,VXE4/A
11	35111-880-003	KEY COMP. ....	2	-	1026329	BAF,BXC,BXF,BXF5,TAF,TAX1,TWF6,TXA2,TFX,TFX2,TFX3,TFX4,TFX5,TFX8,TXW,VXE1,VXE2

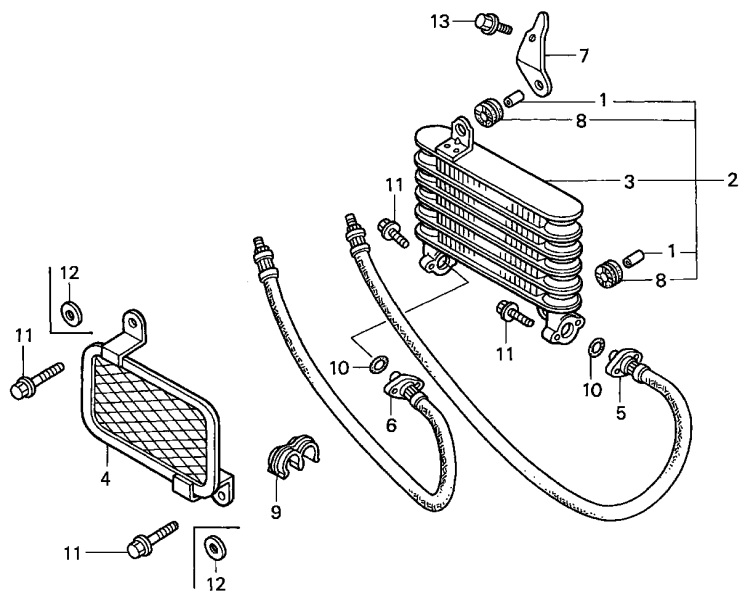
Ref. No.	Part No.	Description	Reqd. QTY		Serial No.	Parts catalogue code
			GX670 (1)	(2)		
11)	35111-880-013	KEY COMP. ....	2	-	-----	BAF/A,BXC/A,BXF/A,BXF5/A,TAF/A,TAX1/A,TKW,TWF6/A,TXA2/A,TFX/A,TFX2/A,TFX3/A,TFX4/A,TFX5/A,TFX7,TFX7/A,TFX8/A,TXW/A,VXE1/A,VXE2/A,VXE4/VXE4/A
			2	-	1026330	BAF,BXC,BXF,BXF5,TAF,TAX1,TWF6,TXA2,TFX,TFX2,TFX3,TFX4,TFX5,TFX8,TXW,VXE1,VXE2
12	36103-ZE1-000	HOLDER, STOP SWITCH CORD ....	1	-	-----	BAF,BAF/A,BXC,BXC/A,BXF,BXF/A,BXF5,BXF5/A,TAF,TAF/A,TKW,TWF6,TWF6/A,TXA2,TXA2/A,TFX,TFX/A,TFX2,TFX2/A,TFX3,TFX3/A,TFX4,TFX4/A,TFX5,TFX5/A,TFX7,TFX7/A,TFX8,TFX8/A,TXW,TXW/A,VXE1,VXE1/A,VXE2,VXE2/A,VXE4,VXE4/A
13	87529-ZE2-860	MARK, CONTROL BOX (EXTERNAL-REGULATOR)	1	-	1020274	BAF,BXC,BXF,TAF,TAX1,TWF6,TXA2,TFX,TFX2,TFX3,TFX8,TXW,VXE1,VXE2
	87529-ZH8-W40	MARK, CONTROL BOX (ENGLISH) -	1	-	1020396	BXF5,TFX4,TFX5
	87529-ZE2-861	MARK, CONTROL BOX (EXP-REGULATOR)	1	-	-----	BAF/A,BXC/A,BXF/A,TAF/A,TAX1/A,TKW,TWF6/A,TXA2/A,TFX/A,TFX2/A,TFX3/A,TFX7,TFX7/A,TFX8/A,TXW/A,VXE1/A,VXE2/A
			1	-	1020275	BAF,BXC,BXF,TAF,TAX1,TWF6,TXA2,TFX,TFX2,TFX3,TFX8,TXW,VXE1,VXE2
	87529-ZH8-W41	MARK, CONTROL BOX (ENGLISH) -	1	-	-----	BXF5/A,TFX4/A,TFX5/A,VXE4,VXE4/A
			1	-	1020397	BXF5,TFX4,TFX5
14	90380-MA6-010	SCREW, SPECIAL, 6X12 .....	1	-	-----	BAF,BAF/A,BXC,BXC/A,BXF,BXF/A,BXF5,BXF5/A,TAF,TAF/A,TAX1,TAX1/A,TKW,TWF6,TWF6/A,TXA2,TXA2/A,TFX,TFX/A,TFX2,TFX2/A,TFX3,TFX3/A,TFX4,TFX4/A,TFX5,TFX5/A,TFX7,TFX7/A,TFX8,TFX8/A,TXW,TXW/A,VXE1,VXE1/A,VXE2,VXE2/A,VXE4,VXE4/A
15	32171-GJ1-003	CLIP, WIRE HARNESS .....	1	-	-----	BAF,BAF/A,BXC,BXC/A,BXF,BXF/A,BXF5,BXF5/A,TAF,TAF/A,TAX1,TAX1/A,TKW,TWF6,TWF6/A,TXA2,TXA2/A,TFX,TFX/A,TFX2,TFX2/A,TFX3,TFX3/A,TFX4,TFX4/A,TFX5,TFX5/A,TFX7,TFX7/A,TFX8,TFX8/A,TXW,TXW/A,VXE1,VXE1/A,VXE2,VXE2/A,VXE4,VXE4/A
16	90676-SA8-003	BAND, WIRE HARNESS, 150MM (BLUE)	1	-	-----	BAF,BAF/A,BXC,BXC/A,BXF,BXF/A,BXF5,BXF5/A,TAF,TAF/A,TAX1,TAX1/A,TKW,TWF6,TWF6/A,TXA2,TXA2/A,TFX,TFX/A,TFX2,TFX2/A,TFX3,TFX3/A,TFX4,TFX4/A,TFX5,TFX5/A,TFX7,TFX7/A,TFX8,TFX8/A,TXW,TXW/A,VXE1,VXE1/A,VXE2,VXE2/A,VXE4,VXE4/A
17	91408-ZJ1-810	TUBE, CORD, 30MM .....	1	-	-----	BAF,BAF/A,BXC,BXC/A,BXF,BXF/A,BXF5,BXF5/A,TAF,TAF/A,TAX1,TAX1/A,TKW,TWF6,TWF6/A,TXA2,TXA2/A,TFX,TFX/A,TFX2,TFX2/A,TFX3,TFX3/A,TFX4,TFX4/A,TFX5,TFX5/A,TFX7,TFX7/A,TFX8,TFX8/A,TXW,TXW/A,VXE1,VXE1/A,VXE2,VXE2/A,VXE4,VXE4/A
18	91504-750-003	CLIP, WIRE HARNESS .....	1	-	-----	BAF,BAF/A,BXC,BXC/A,BXF,BXF/A,BXF5,BXF5/A,TAF,TAF/A,TAX1,TAX1/A,TKW,TWF6,TWF6/A,TXA2,TXA2/A,TFX,TFX/A,TFX2,TFX2/A,TFX3,TFX3/A,TFX4,TFX4/A,TFX5,TFX5/A,TFX7,TFX7/A,TFX8,TFX8/A,TXW,TXW/A,VXE1,VXE1/A,VXE2,VXE2/A,VXE4,VXE4/A
19	93500-04012-0H	SCREW, PAN, 4X12 .....	1	-	-----	BAF,BAF/A,BXC,BXC/A,BXF,BXF/A,BXF5,BXF5/A,TAF,TAF/A,TAX1,TAX1/A,TKW,TWF6,TWF6/A,TXA2,TXA2/A,TFX,TFX/A,TFX2,TFX2/A,TFX3,TFX3/A,TFX4,TFX4/A,TFX5,TFX5/A,TFX7,TFX7/A,TFX8,TFX8/A,TXW,TXW/A,VXE1,VXE1/A,VXE2,VXE2/A,VXE4,VXE4/A
20	94001-04080-0S	NUT, HEX., 4MM .....	1	-	-----	BAF,BAF/A,BXC,BXC/A,BXF,BXF/A,BXF5,BXF5/A,TAF,TAF/A,TAX1,TAX1/A,TKW,TWF6,TWF6/A,TXA2,TXA2/A,TFX,TFX/A,TFX2,TFX2/A,TFX3,TFX3/A,TFX4,TFX4/A,TFX5,TFX5/A,TFX7,TFX7/A,TFX8,TFX8/A,TXW,TXW/A,VXE1,VXE1/A,VXE2,VXE2/A,VXE4,VXE4/A
21	94111-04800	WASHER, SPRING, 4MM .....	1	-	-----	BAF,BAF/A,BXC,BXC/A,BXF,BXF/A,BXF5,BXF5/A,TAF,TAF/A,TAX1,TAX1/A,TKW,TWF6,TWF6/A,TXA2,TXA2/A,TFX,TFX/A,TFX2,TFX2/A,TFX3,TFX3/A,TFX4,TFX4/A,TFX5,TFX5/A,TFX7,TFX7/A,TFX8,TFX8/A,TXW,TXW/A,VXE1,VXE1/A,VXE2,VXE2/A,VXE4,VXE4/A
22	95701-06010-00	BOLT, FLANGE, 6X10 .....	1	-	-----	BAF,BAF/A,BXC,BXC/A,BXF,BXF/A,BXF5,BXF5/A,TAF,TAF/A,TAX1,TAX1/A,TKW,TWF6,TWF6/A,TXA2,TXA2/A,TFX,TFX/A,TFX2,TFX2/A,TFX3,TFX3/A,TFX4,TFX4/A,TFX5,TFX5/A,TFX7,TFX7/A,TFX8,TFX8/A,TXW,TXW/A,VXE1,VXE1/A,VXE2,VXE2/A,VXE4,VXE4/A





ZN10-E2300C

Ref. No.	Part No.	Description	Reqd. QTY		Serial No.	Parts catalogue code
			GX670 (1)	(2)		
23	95701-06012-00	BOLT, FLANGE, 6X12 .....	2	-	-----	BAF,BAF/A,BXC,BXC/A,BXF,BXF/A,BXF5,BXF5/A,TAF,TAF/A,TAX1,TAX1/A,TKW,TWF6,TWF6/A,TXA2,TXA2/A,TFX,TFX/A,TFX2,TFX2/A,TFX3,TFX3/A,TFX4,TFX4/A,TFX5,TFX5/A,TFX7,TFX7/A,TFX8,TFX8/A,TXW,TXW/A,VXE1,VXE1/A,VXE2,VXE2/A,VXE4,VXE4/A
24	98200-32500	FUSE, BLADE (25A) .....	1	-	-----	BAF,BAF/A,BXC,BXC/A,BXF,BXF/A,BXF5,BXF5/A,TAF,TAF/A,TAX1,TAX1/A,TKW,TWF6,TWF6/A,TXA2,TXA2/A,TFX,TFX/A,TFX2,TFX2/A,TFX3,TFX3/A,TFX4,TFX4/A,TFX5,TFX5/A,TFX7,TFX7/A,TFX8,TFX8/A,TXW,TXW/A,VXE1,VXE1/A,VXE2,VXE2/A,VXE4,VXE4/A
25	31710-ZJ1-811	RECTIFIER ASSY. ....	1	-	-----	TAX1,TAX1/A,TKW,TFX3,TFX3/A,VXE2,VXE2/A
26	95701-06032-00	BOLT, FLANGE, 6X32 .....	1	-	-----	TAX1,TAX1/A,TKW,TFX3,TFX3/A,VXE2,VXE2/A,VXE4,VXE4/A
27	31600-ZE2-861	RECTIFIER ASSY., REGULATOR (10A)	-	1	-----	VXC,VXC/A
28	32823-ZV5-003	PLUG, INNER CONNECTOR .....	1	1	-----	BAF,BAF/A,TAF,TAF/A,TKW,VXC,VXC/A
29	31604-ZJ7-800	BRACKET, REGULATOR RECTIFIER	1	-	-----	TAX1,TAX1/A
30	31750-735-003	RECTIFIER COMP., REGULATOR ..	1	-	-----	VXE4,VXE4/A
31	32183-ZJ0-890	HARNESS ASSY., REGULATOR RECTIFIER	1	-	-----	VXE4,VXE4/A
32	95701-06012-00	BOLT, FLANGE, 6X12 .....	1	-	-----	VXE4,VXE4/A



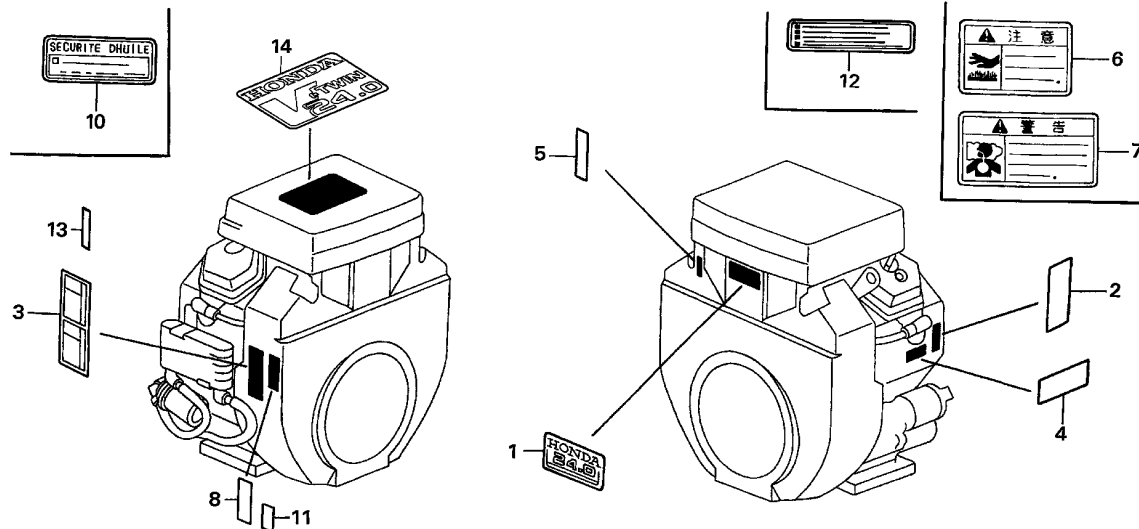
Ref. No.	L.O.N.	(Relative ref. Number) Description	F.R.T.
2	1131A0	COOLER ASSEMBLY, ENGINE OIL ..	0.3
3	1131A1	COOLER, ENGINE OIL .....	0.3
4	1131A5	GRILLE, OIL COOLER .....	0.1
5		(10)	
	1131A6	HOSE A, OIL COOLER .....	0.2
6		(10)	
	1131A7	HOSE B, OIL COOLER .....	0.2
8	1131B8	RUBBER, OIL COOLER MOUNTING ..	0.1

.NOTE: Same time for two units

Ref. No.	Part No.	Description	Reqd. QTY		Serial No.	Parts catalogue code
			GX670 (1)	(2)		
1	11513-MN5-300	COLLAR, 12MM .....	2	-		
2	15605-ZN1-000	COOLER ASSY., OIL .....	1	-	----- VXC2,VXC2/A	
3	15610-ZN1-000	COOLER COMP., OIL .....	1	-	----- VXC2,VXC2/A	
4	15613-ZN1-000	GRILLE, OIL COOLER .....	1	1	----- VXC2,VXC2/A BAF,BAF/A,BDW,BDW/A,BXC,BXC/A,BXF,BXF/A,BXF5,BXF5/A,BXF9,BXF9/A,TAB TAB/A,TAF,TAF/A,TAX1,TAX1/A,TDW,TDW/A,TKW,TWF6,TWF6/A,TXA2,TXA2/A,TXF TXF/A,TXF2,TXF2/A,TXF3,TXF3/A,TXF4,TXF4/A,TXF5,TXF5/A,TXF7,TXF7/A TXF8,TXF8/A,TXF9,TXF9/A,TXW,TXW/A,VAB2,VAB2/A,VXC2,VXC2/A,VXE1,VXE1/A VXE2,VXE2/A,VXE4,VXE4/A	
5	15614-ZN1-003	HOSE A, OIL .....	1	-	----- VXC2,VXC2/A	
6	15616-ZN1-003	HOSE B, OIL .....	1	-	----- VXC2,VXC2/A	
7	15676-ZN1-000	STAY, OIL COOLER .....	1	-	----- VXC2,VXC2/A	
8	19051-KA3-830	RUBBER, RADIATOR MOUNTING ...	2	-	----- VXC2,VXC2/A	
9	19314-PH6-000	CLAMP, HOSE (D13.5) .....	1	-	----- VXC2,VXC2/A	
10	91314-ME5-003	O-RING, 10X2.6(ARAI) .....	2	-	----- VXC2,VXC2/A	
11	95701-06022-00	BOLT, FLANGE, 6X22 .....	6	-	----- VXC2,VXC2/A	
12	61102-KF9-900	WASHER, FR. FENDER .....	2	-	----- TAF5,TAF5/A	
13	90014-952-000	BOLT, FLANGE, 6X14(CT200) ...	1	-	----- VXC2,VXC2/A	





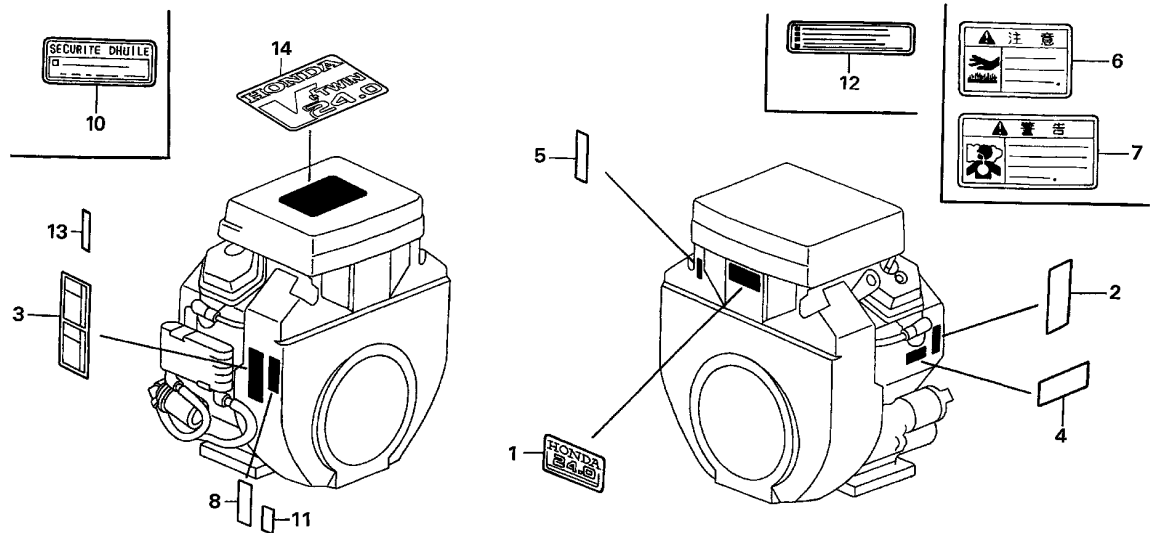


ZN10-E2800D

Ref. L.O.N. (Relative ref. Number) F.R.T.  
No. Description

NO INFORMATION .....

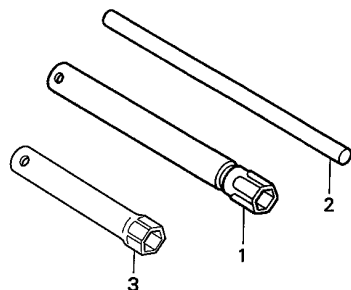
Ref. No.	Part No.	Description	Reqd. QTY		Serial No.	Parts catalogue code
			GX670 (1)	(2)		
1	87101-ZN1-000	EMBLEM .....	1	-	1015118	BAF,BDW,BXF,BXF5,BXF9,TAB,TAF,TAF5,TDW,TXA2,TFX,TFX2,TFX3,TFX4,TFX5,TFX8,TFX9,VXE2
	87101-ZN1-010	.....	1	-	-----	BAF/A,BDW/A,BXF/A,BXF5/A,BXF9/A,TAB/A,TAF/A,TAF5/A,TAX1,TAX1/A,TDW/A,TKW,TWF6,TWF6/A,TXA2/A,TFX/A,TFX2/A,TFX3/A,TFX4/A,TFX5/A,TFX7,TFX7/A,TFX8/A,TFX9/A,TXW,TXW/A,VAB2,VAB2/A,VXE1,VXE1/A,VXE2/A,VXE4,VXE4/A
			1	-	1015119	BAF,BDW,BXF,BXF5,BXF9,TAB,TAF,TAF5,TDW,TXA2,TFX,TFX2,TFX3,TFX4,TFX5,TFX8,TFX9,VXE2
2	87152-ZN1-000	LABEL, SPECIFICATION (GX670)	1	-	1011624	BAF,BDW,BXC,BXF,BXF5,BXF9,TAB,TAF,TAF5,TDW,TXA2,TFX,TFX2,TFX3,TFX4,TFX5,TFX8,TFX9,VXE2
	87152-ZN1-010	.....	1	-	-----	BAF/A,BDW/A,BXC/A,BXF/A,BXF5/A,BXF9/A,TAB/A,TAF/A,TAF5/A,TAX1,TAX1/A,TDW/A,TKW,TWF6,TWF6/A,TXA2/A,TFX/A,TFX2/A,TFX3/A,TFX4/A,TFX5/A,TFX7,TFX7/A,TFX8/A,TFX9/A,TXW,TXW/A,VAB2,VAB2/A,VXE1,VXE1/A,VXE2/A,VXE4,VXE4/A
			1	-	1011625	BAF,BDW,BXC,BXF,BXF5,BXF9,TAB,TAF,TAF5,TDW,TXA2,TFX,TFX2,TFX3,TFX4,TFX5,TFX8,TFX9,VXE2
3	87516-YF3-660	MARK, OPERATOR CAUTION .....	1	-	-----	BXF5,BXF5/A,BXF9,BXF9/A,TDW/A,TFX4,TFX4/A,TFX5,TFX5/A,TFX9,TFX9/A
	87520-ZL8-810	MARK A, COMBINATION (J) .....	1	-	-----	TFX3,TFX3/A
	87532-ZH8-000	MARK, OIL ALERT (INTERNAL) ..	1	-	-----	TFX3,TFX3/A
	87532-ZH8-810	MARK, OIL ALERT (EXTERNAL) ..	1	1	-----	BXC,BXC/A,BXF,BXF/A,TWF6,TWF6/A,TXA2,TXA2/A,TFX,TFX/A,TFX2,TFX2/A,TFX7,TFX7/A,TFX8,TFX8/A,TXW,TXW/A,VXC2,VXC2/A,VXE1,VXE1/A,VXE2,VXE2/A
5	87532-ZJ1-840	MARK, THROTTLE INDICATION ...	1	-	-----	BAF,BAF/A,BXC,BXC/A,BXF,BXF/A,TAF,TAF/A,TAX1,TAX1/A,TDW/A,TKW,TWF6,TWF6/A,TXA2,TXA2/A,TFX,TFX/A,TFX2,TFX2/A,TFX4,TFX4/A,TFX7,TFX7/A,TFX8,TFX8/A,TXW,TXW/A
6	87539-737-J00	MARK, HEAT CAUTION .....	1	-	-----	TFX3,TFX3/A
7	87561-733-J00	MARK, EX. GAS WARNING .....	1	-	-----	TFX3,TFX3/A
8	87135-ZE2-000	LABEL, E-SPEC (HONDA) (EPA STANDARD)	1	-	1005577 1011038	BXF,BXF5,BXF9,TAF5,TFX,TFX3,TFX4,TFX5,TFX8,TFX9



ZN10-E2800D

Ref. No.	Part No.	Description	Reqd. QTY		Serial No.	Parts catalogue code
			GX670 (1)	(2)		
(8)	87135-ZE2-010	LABEL, E-SPEC (EPA STANDARD)	1	-	----- 1017382 TAB,TAX1,TXW	
	87135-ZE2-020	LABEL, E-SPEC (15.5X27.5) ...	1	-	----- 1011039 1017382 BXF,BXF5,BXF9,TAF5,TFX,TFX3,TFX4,TFX5,TFX8,TFX9	
			1	-	----- TAB/A,TAF5/A,TAX1/A,TKW,TFX3/A,TFX8/A,TXW/A,VXE1,VXE1/A	
			1	-	----- 1017383 TAB,TAF5,TAX1,TFX3,TFX8,TXW	
			1	-	----- 1027432 TWF6	
			1	-	----- 1017383 1027432 BXF,TFX	
			1	-	----- 1017383 1029791 BXF5,BXF9,TFX4,TFX5,TFX9	
10	87530-ZL8-820	MARK, OIL ALERT (FRENCH) ....	1	-	----- BXF,BXF/A,TWF6,TWF6/A,TFX,TFX/A	
11	87114-ZH7-000	LABEL, WARNING (NOT CERTIFIED FOR SALE)	1	-	----- BXC/A,TAB/A,TAF5/A,TAX1/A,TKW,TFX3/A	
			1	-	----- 1037552 BXC,TAB,TAF5,TAX1,TFX3	
12	87522-ZH9-010	LABEL, CAUTION (ENGLISH, ETC.)	1	-	----- TDW/A	
13	87637-ZM3-800	MARK (C-TICK) .....	1	-	----- TFX8/A,TXW/A,VXE1/A	
14	87101-ZN1-U50	MARK, EMBLEM .....	1	-	----- TKW	



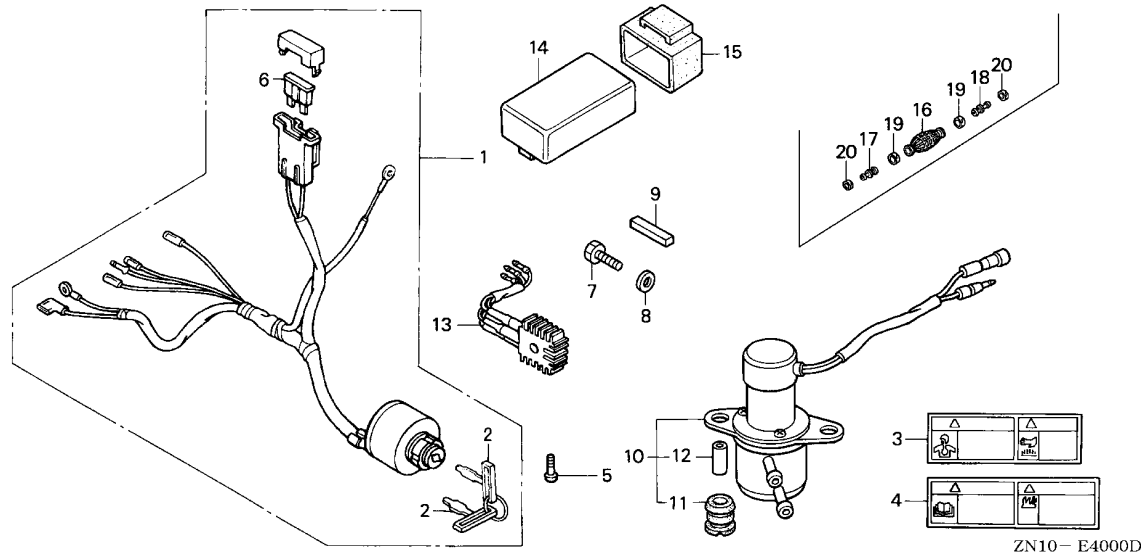


ZN10-E2900B

Ref. L.O.N. (Relative ref. Number) F.R.T.  
No. Description

NO INFORMATION .....

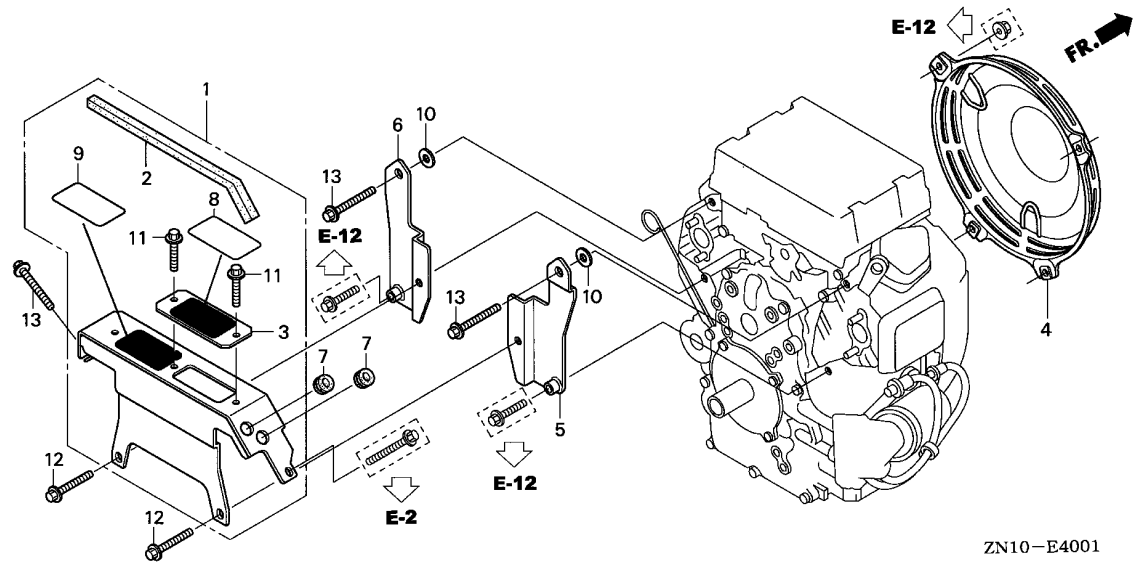
Ref. No.	Part No.	Description	Reqd. QTY		Serial No.	Parts catalogue code
			GX670 (1)	(2)		
1	89218-ZE1-000	WRENCH COMP., SPARK PLUG	1	-	-----	BXC,BXC/A,BXF5,BXF5/A,BXF9,BXF9/A,TFX3,TFX3/A,TFX4,TFX4/A,TFX5,TFX5/A
	99004-21001	WRENCH, BOX (P21)	1	-	-----	TFX9,TFX9/A
2	89219-805-000	HANDLE, BOX WRENCH	1	-	-----	TAF5,TAF5/A
3	89216-ZB4-000	WRENCH, PLUG	1	-	-----	TFX3,TFX3/A
						TKW



Ref. No.	L.O.N.	(Relative ref. Number) Description	F.R.T.
1	6151H2	SWITCH, COMBINATION(A)	0.2
10	3101H9	PUMP, FUEL	0.3

Ref. No.	Part No.	Description	Reqd. QTY		Serial No.	Parts catalogue code
			GX670 (1)	(2)		
1	35100-ZJ1-841	SWITCH ASSY., COMBINATION	1	-	TAB,TAB/A,TAF5,TAF5/A	
2	35111-880-003	KEY COMP.	2	-	1026329	TAB,TAF5
	35111-880-013		2	-	1026330	TAB/A,TAF5/A
3	87520-ZH8-000	MARK A, COMBINATION	1	-		TAF5,TAF5/A
4	87526-ZH8-000	MARK B, COMBINATION	1	-		TAF5,TAF5/A
5	93500-04008-0A	SCREW, PAN, 4X8	1	-		TAF5,TAF5/A
6	98200-32500	FUSE, BLADE (25A)	1	-		TAB,TAB/A,TAF5,TAF5/A
7	90003-ZE2-000	BOLT, HEX. (7/16-20UNF)	1	-		TAB,TAB/A
8	90473-ZE2-000	WASHER, 11.7MM	1	-		TAB,TAB/A
9	90745-ZE2-600	KEY, 6.3X6.3X43	1	-		TAB,TAB/A
10	16700-758-003	PUMP ASSY., FUEL	1	-		TAF5/A
			1	-	1009899	TAF5
11	16711-679-000	RUBBER, FUEL PUMP MOUNTING	2	-		TAF5/A
			2	-	1009899	TAF5
12	16712-657-300	COLLAR, FUEL PUMP DISTANCE	2	-		TAF5/A
			2	-	1009899	TAF5
13	31710-ZJ1-811	RECTIFIER ASSY.	-	1		VXC2,VXC2/A
14	34341-ZJ1-003	CONTROL UNIT, VALVE	-	1		VXC2,VXC2/A
15	34343-ZAA-K61	CUSHION, VALVE CONTROL UNIT	-	1		VXC2,VXC2/A
16	17661-921-000	BULB, PRIMER	1	-		TAX1
	17661-921-010		1	-		TAX1/A
17	17665-ZV5-000	VALVE COMP., IN.	1	-		TAX1,TAX1/A
18	17680-ZV4-000	VALVE COMP., OUTLET	1	-		TAX1,TAX1/A
19	17703-921-010	BAND, TUBE CLIP, 20MM	2	-		TAX1,TAX1/A
20	17704-ZV4-010	BAND, TUBE CLIP, 12.5MM	2	-		TAX1,TAX1/A





Ref. No.	L.O.N.	(Relative ref. Number) Description	F.R.T.
1	8101C6	COVER, THROTTLE/GOVERNOR CONTROL .....	0.3
4	4141C9	PROTECTOR, FAN COVER .....	0.1
5	1101G7	BRACKET, ENGINE SHROUD :RIGHT	0.2
6	1101G8	BRACKET, ENGINE SHROUD :LEFT	0.2

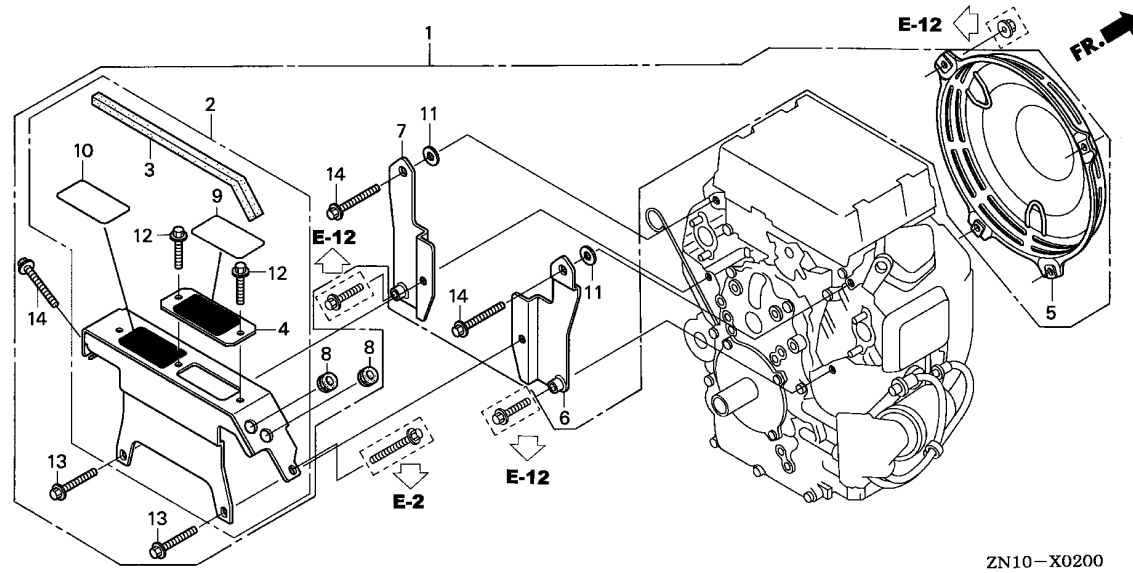
ZN10-E4001

Ref. No.	Part No.	Description	Reqd. QTY		Serial No.	Parts catalogue code
			GX670 (1)	(2)		
1	16590-ZJ1-800	COVER ASSY., CONTROL .....	1	-	-----	TWF6,TWF6/A
2	16593-ZJ1-800	SEAL, CONTROL COVER .....	1	-	-----	TWF6,TWF6/A
3	16594-ZJ1-800	COVER B, CONTROL .....	1	-	-----	TWF6,TWF6/A
4	19621-ZJ1-811	PROTECTOR, FAN COVER .....	1	-	-----	TWF6,TWF6/A
5	19636-ZJ1-800	BRACKET COMP., R. SHROUD ....	1	-	-----	TWF6,TWF6/A
6	19637-ZJ1-800	BRACKET COMP., L. SHROUD ....	1	-	-----	TWF6,TWF6/A
7	77228-340-003	RUBBER, SEAT LOCK BAR CUSHION	2	-	-----	TWF6,TWF6/A
8	87538-ZJ1-800	LABEL, OPERATOR NOTICE (E) ..	1	-	-----	TWF6,TWF6/A
9	87538-ZJ1-810	LABEL, OPERATOR NOTICE (F) ..	1	-	-----	TWF6,TWF6/A
10	90501-399-880	WASHER, PLAIN, 8MM .....	2	-	-----	TWF6,TWF6/A
11	95701-06012-00	BOLT, FLANGE, 6X12 .....	2	-	-----	TWF6,TWF6/A
12	95701-06016-00	BOLT, FLANGE, 6X16 .....	2	-	-----	TWF6,TWF6/A
13	95701-08020-00	BOLT, FLANGE, 8X20 .....	3	-	-----	TWF6,TWF6/A

# EOP-2

# WINTER KIT

G16



Ref. No.	L.O.N.	(Relative ref. Number) Description	F.R.T.
1	8101R6	KIT, WINTER .....	0.3
2	8101C6	COVER, THROTTLE/GOVERNOR CONTROL .....	0.3
5	4141C9	PROTECTOR, FAN COVER .....	0.1
6	1101G7	BRACKET, ENGINE SHROUD :RIGHT	0.2
7	1101G8	BRACKET, ENGINE SHROUD :LEFT	0.2

Ref. No.	Part No.	Description	Reqd. QTY		Serial No.	Parts catalogue code
			GX670 (1)	(2)		
1	06192-ZJ1-800	KIT, WINTER .....	(1)	-	-----	TWF6,TWF6/A
2	16590-ZJ1-800	COVER ASSY., CONTROL .....	(1)	-	-----	TWF6,TWF6/A
3	16593-ZJ1-800	SEAL, CONTROL COVER .....	(1)	-	-----	TWF6,TWF6/A
4	16594-ZJ1-800	COVER B, CONTROL .....	(1)	-	-----	TWF6,TWF6/A
5	19621-ZJ1-811	PROTECTOR, FAN COVER .....	(1)	-	-----	TWF6,TWF6/A
6	19636-ZJ1-800	BRACKET COMP., R. SHROUD ....	(1)	-	-----	TWF6,TWF6/A
7	19637-ZJ1-800	BRACKET COMP., L. SHROUD ....	(1)	-	-----	TWF6,TWF6/A
8	77228-340-003	RUBBER, SEAT LOCK BAR CUSHION	(2)	-	-----	TWF6,TWF6/A
9	87538-ZJ1-800	LABEL, OPERATOR NOTICE (E) ..	(1)	-	-----	TWF6,TWF6/A
10	87538-ZJ1-810	LABEL, OPERATOR NOTICE (F) ..	(1)	-	-----	TWF6,TWF6/A
11	90501-399-880	WASHER, PLAIN, 8MM .....	(2)	-	-----	TWF6,TWF6/A
12	95701-06012-00	BOLT, FLANGE, 6X12 .....	(2)	-	-----	TWF6,TWF6/A
13	95701-06016-00	BOLT, FLANGE, 6X16 .....	(2)	-	-----	TWF6,TWF6/A
14	95701-08020-00	BOLT, FLANGE, 8X20 .....	(3)	-	-----	TWF6,TWF6/A

2

# PART NO. INDEX

H 1

Part Number	Address	Page	Ref.	Part Number	Address	Page	Ref.	Part Number	Address	Page	Ref.	Part Number	Address	Page	Ref.	Part Number	Address	Page	Ref.
06000				13310-ZN1-000	D7	26	1					16500-ZJ1-871	G1	68	2	16628-ZJ1-850	F15	66	14
				13310-ZN1-800	D7	26	2	16010-ZN1-941	E3	38	3	16500-ZJ1-890	G3	70	2		G2	69	13
06192-ZJ1-800	G16	83	1	13310-ZN1-810	D7	26	4	16011-ZN1-003	E3	38	4	16500-ZJ1-930	G4	71	1		G3	70	10
				13310-ZN1-U40	D7	26	7	16011-ZN1-801	E3	38	4	16510-ZJ1-840	D6	25	12	16700-758-003	G14	81	10
									E11	46	4	16511-ZJ1-840	D6	25	13	16700-ZL8-003	F5	56	1
11000				14000				16013-ZN1-003	E4	39	5	16512-ZJ1-840	D6	25	14	16700-ZL8-013	F5	56	1
11300-ZJ1-840	D5	24	1					16013-ZN1-801	E4	39	5	16513-ZE2-000	D6	25	15	16711-679-000	G14	81	11
11300-ZJ1-841	D5	24	1	14100-ZJ1-842	D9	28	2		E11	46	5	16531-Z0A-000	D6	25	16	16711-ZJ1-840	F5	56	2
11300-ZJ1-842	D5	24	1	14410-ZJ1-840	D9	28	3	16015-ZN1-003	E4	39	6	16531-ZE2-000	D6	25	16	16712-657-300	G14	81	12
11381-ZJ1-840	D5	24	2	14431-ZE2-010	D9	28	4	16015-ZN1-801	E4	39	6	16534-ZN1-000	F14	65	3	16715-ZJ1-840	D16	35	1
11513-MN5-300	G10	77	1	14451-ZE1-013	D9	28	5		E11	46	6		G1	68	3	16715-ZJ1-850	D16	35	2
11911-ZJ1-840	D1	20	1	14568-ZJ1-841	D9	28	6	16015-ZN1-831	E10	45	1		G3	70	3	16715-ZJ1-860	D16	35	2
				14576-ZJ1-840	D9	28	7	16015-ZN1-941	E4	39	6		G4	71	11	16715-ZJ1-930	D16	35	1
				14711-ZE3-000	D9	28	8	16016-ZN1-801	E8	43	33	16534-ZN1-010	F14	65	3	16851-ZN1-000	F5	56	3
12000				14711-ZF6-F00	D9	28	8		E11	46	7		G1	68	3	16852-ZJ1-840	F5	56	4
12000-ZN1-010	D3	22	1	14721-ZE3-000	D9	28	9	16024-124-760	E4	39	7		G3	70	3	16852-ZJ1-850	F5	56	4
12000-ZN1-405	D3	22	1	14721-ZF6-F00	D9	28	9		E11	46	8		G4	71	11	16882-ZJ1-840	F6	57	5
12000-ZN1-406	D3	22	1	14730-ZJ1-841	D9	28	10	16024-ZN1-003	E4	39	7	16541-ZJ1-840	D3	22	6	16910-ZE8-015	F6	57	6
12000-ZN1-407	D3	22	1	14751-ZE2-003	D9	28	11	16028-ZN1-003	E4	39	8	16550-ZN1-000	G3	70	4		F8	59	1
12000-ZN1-408	D3	22	1	14760-ZJ1-840	D9	28	12	16028-ZN1-801	E4	39	8	16551-ZJ1-840	F14	65	4	16920-ZN1-820	E10	45	8
12000-ZN1-409	D3	22	1	14764-ZJ1-840	D9	28	13		E10	45	2		G1	68	4				
12000-ZN1-800	D3	22	1	14771-ZE2-000	D9	28	14		E11	46	9		G3	70	18				
12000-ZN1-900	D3	22	1					16081-ZN1-003	E4	39	9		G4	71	2	17000			
12000-ZN1-901	D3	22	1	14773-ZE2-000	D9	28	15	16100-ZN1-003	E4	39	10	16555-ZN1-000	F14	65	5	17101-ZN1-000	D2	21	13
12105-ZA0-701	D5	24	3	14775-ZE2-010	D9	28	16	16100-ZN1-801	E4	39	10		G1	68	5	17103-ZN1-000	E6	41	17
12204-ZE2-306	D1	20	2	14781-ZE2-000	D9	28	17	16100-ZN1-812	E4	39	10		G3	70	5	17103-ZN1-010	E6	41	17
12205-ZJ1-405	D1	20	3	14791-ZE2-010	D9	28	18	16100-ZN1-821	E4	39	10	16555-ZN2-000	G4	71	3		E11	46	18
12209-ZE8-003	D9	28	1					16100-ZN1-831	E10	45	3	16561-ZJ1-860	G3	70	6	17118-ZN1-H00	F8	59	2
12210-ZJ1-406	D1	20	4	15000				16100-ZN1-941	E9	44	40	16561-ZN1-000	G1	68	6	17151-ZJ1-841	D2	21	14
12210-ZJ1-407	D1	20	4					16100-ZN1-H03	E4	39	10	16561-ZN1-800	F14	65	6	17207-ZJ1-840	E15	50	1
12216-ZE2-300	D1	20	5	15120-ZJ1-000	D5	24	4	16100-ZN1-U01	E4	39	10		G3	70	6	17208-ZJ1-840	E15	50	2
12220-ZJ1-405	D1	20	6	15124-ZJ1-003	D5	24	5	16100-ZN1-U41	E11	46	10	16561-ZN1-820	G4	71	4	17209-ZJ1-840	E15	50	3
12220-ZJ1-406	D1	20	6	15232-ZJ1-000	D5	24	6	16148-141-881	E8	43	34	16561-ZN1-830	G4	71	4	17210-759-013	E15	50	4
12251-ZJ1-841	D1	20	7	15348-ZJ1-840	D5	24	7		E11	46	11	16562-ZN1-000	F14	65	7	17210-ZJ1-841	E13	48	1
12251-ZN1-821	D1	20	7	15400-ZJ1-004	D5	24	8	16150-ZN1-003	E5	40	11		G1	68	7	17210-ZJ1-842	E13	48	1
12311-ZJ1-840	D1	20	8	15411-ZN1-000	D5	24	9	16163-ZN1-831	E10	45	4		G3	70	7	17210-ZN1-821	E13	48	1
				15427-ZJ1-000	D5	24	10	16166-ZN1-801	E8	43	35	16562-ZN2-010	G4	71	5	17213-ZJ4-830	D2	21	29
12314-ZJ1-840	D1	20	8	15558-ZJ1-003	D3	22	5		E11	46	12	16570-ZJ1-850	F14	65	8	17214-ZJ4-830	D2	21	30
				15605-ZN1-000	G10	77	2	16178-ZN1-801	E8	43	36	16570-ZJ1-851	F14	65	8	17218-ZJ1-840	E13	48	2
12356-ZJ1-000	D3	22	2	15610-ZN1-000	G10	77	3		E11	46	13	16574-883-300	F15	66	9	17219-ZJ1-840	E13	48	3
12357-ZJ1-840	E3	38	1	15611-MB0-000	D1	20	11	16181-ZN1-003	E5	40	12	16575-ZJ1-850	F15	66	10	17220-ZJ1-850	E15	50	5
	E11	46	1		D2	21	27	16198-ZJ1-840	E5	40	13	16576-883-300	F15	66	11	17220-ZN1-000	E13	48	4
12357-ZJ4-830	E14	49	12	15613-ZN1-000	G10	77	4		E11	46	14	16576-891-000	G1	68	8	17220-ZN1-820	E13	48	4
12358-ZJ1-000	D3	22	3	15614-ZN1-003	G10	77	5	16200-ZN1-003	E5	40	14	16584-883-300	F15	66	12	17222-ZJ1-850	E15	50	6
12372-ZE2-300	D3	22	4	15614-ZN1-820	D6	25	29	16200-ZN1-801	E5	40	14		G1	68	9	17223-ZN2-000	E14	49	14
12391-ZE2-020	D1	20	10	15615-ZN1-820	D6	25	30		E11	46	15		G3	70	8	17224-ZJ1-850	E15	50	7
				15616-ZN1-003	G10	77	6	16211-ZN1-000	E5	40	15		G4	71	6	17228-ZN1-000	E6	41	18
13000				15625-ZJ1-840	D1	20	12		E10	45	5	16590-ZJ1-800	G15	82	1		E10	45	9
					D2	21	28		E11	46	16		G16	83	2		E11	46	19
13010-ZJ1-841	D8	27	1	15655-ZJ1-861	D6	25	11	16221-ZN1-000	E6	41	16	16592-ZJ1-000	G1	68	10	17229-ZN1-000	E13	48	5
13011-ZJ1-841	D8	27	1	15676-ZN1-000	G10	77	7		E10	45	6	16593-ZJ1-800	G15	82	2		E16	51	27
13012-ZJ1-841	D8	27	1	15772-551-000	E3	38	2		E11	46	17		G16	83	3	17230-759-003	E15	50	8
13013-ZJ1-841	D8	27	1		E11	46	2	16263-883-W10	F14	65	1	16594-883-010	G2	69	11	17230-ZJ1-840	E14	49	6
13101-ZN1-000	D8	27	2		E14	49	13		G1	68	1	16594-ZJ1-800	G15	82	3	17230-ZN1-820	E14	49	6
13102-ZN1-000	D8	27	2						G3	70	1		G16	83	4	17232-891-000	E15	50	9
13103-ZN1-000	D8	27	2	16000				16347-ZN1-820	E10	45	7	16611-ZN1-000	F15	66	13	17233-ZJ1-840	E14	49	7
13104-ZN1-000	D8	27	2					16500-ZJ1-850	F14	65	2		G2	69	12	17234-ZJ1-840	E14	49	8
13111-ZJ1-840	D8	27	3	16010-ZN1-003	E3	38	3	16500-ZJ1-851	F14	65	2		G3	70	9	17238-ZJ4-830	E6	41	19
13200-ZN1-003	D8	27	4	16010-ZN1-801	E3	38	3	16500-ZJ1-861	G1	68	2	16617-ZJ1-840	G2	69	24		E10	45	10

# PART NO. INDEX

Part Number	Address	Page	Ref.	Part Number	Address	Page	Ref.	Part Number	Address	Page	Ref.	Part Number	Address	Page	Ref.	Part Number	Address	Page	Ref.
17238-ZJ4-830	E11	46	20	19631-ZJ1-840	E1	36	6	31207-ZJ1-H01	F13	64	7	35000				87529-ZE2-861	G8	75	13
	E14	49	9	19631-ZJ1-850	E1	36	6	31211-PH9-004	F13	64	8					87529-ZH8-W40	G8	75	13
	E15	50	10	19632-ZJ1-841	E2	37	7	31212-PH9-004	F13	64	9	35100-ZJ1-841	G7	74	10	87529-ZH8-W41	G8	75	13
17251-ZJ1-850	E15	50	11	19632-ZN1-000	E1	36	7	31213-P64-N01	F13	64	10		G14	81	1	87530-ZL8-820	G12	79	10
17253-759-003	E15	50	12	19632-ZN1-010	E2	37	7	31214-PH9-004	F13	64	11	35111-880-003	G7	74	11	87532-ZH8-000	G11	78	4
17320-ZG5-801	E15	50	13	19636-ZJ1-800	G15	82	5	31216-ZJ1-H01	F13	64	12		G14	81	2	87532-ZH8-810	G11	78	4
17330-ZG5-801	E15	50	14		G16	83	6	31220-PH9-004	F13	64	13	35111-880-013	G8	75	11	87532-ZJ1-840	G11	78	5
17410-ZN1-000	E6	41	20	19637-ZJ1-800	G15	82	6	31223-PA0-006	F13	64	14		G14	81	2	87538-ZJ1-800	G15	82	8
	E11	46	21		G16	83	7	31231-PH9-004	F13	64	15	35480-ZJ1-841	D4	23	9		G16	83	9
17418-ZN1-000	E15	50	15	19682-ZJ1-840	D2	21	16	31233-PH9-004	F13	64	16					87538-ZJ1-810	G15	82	9
17661-921-000	G14	81	16					31234-ZJ1-H01	F13	64	17	36000					G16	83	10
17661-921-010	G14	81	16	25000				31511-ZJ1-000	D4	23	8					87539-737-J00	G11	78	6
17665-ZV5-000	G14	81	17					31600-ZE2-861	G9	76	27	36103-ZE1-000	G8	75	12	87561-733-J00	G11	78	7
17680-ZV4-000	G14	81	18	25523-VD6-010	D3	22	7	31604-ZJ7-800	G9	76	29	36337-ZJ1-840	G5	72	1	87637-ZM3-800	G12	79	13
17701-ZE7-W00	F8	59	3					31612-ZE2-003	G6	73	1	36350-ZN1-003	G5	72	2				
17703-921-010	G14	81	19	28000				31614-ZE2-003	G6	73	2					89000			
17704-ZV4-010	G14	81	20					31620-ZG5-003	G6	73	3	37000							
17850-ZJ1-850	F15	66	15	28400-ZE3-W01ZP	D15	34	1	31620-ZG5-013	G6	73	3					89216-ZB4-000	G13	80	3
17951-921-030	F15	66	16	28410-ZE3-W01ZP	D15	34	2	31630-ZJ1-003	F12	63	5	37240-ZG3-E01	D4	23	10	89218-ZE1-000	G13	80	1
	G2	69	14	28421-ZE3-W01	D15	34	3	31630-ZJ1-801	F12	63	12	37240-ZG5-004	D4	23	10	89219-805-000	G13	80	2
	G3	70	11	28422-ZE2-W01	D15	34	4	31710-ZJ1-811	G9	76	25								
17957-ZV4-000	F15	66	17	28441-ZE2-W01	D15	34	5		G14	81	13	61000				90000			
	G2	69	15	28442-ZE2-W01	D15	34	6	31740-ZJ1-841	F12	63	6								
	G3	70	12	28443-ZE2-W01	D15	34	7	31740-ZJ1-851	F12	63	6	61102-KF9-900	G10	77	12	90001-ZN1-000	D8	27	5
18000				28444-ZE2-W01	D15	34	8	31740-ZJ1-861	F12	63	6					90002-ZG5-004	D4	23	11
				28451-ZJ1-801	F10	61	12	31740-ZJ1-871	F12	63	6	63000				90002-ZJ1-840	E14	49	16
18310-ZN1-003	F1	52	1	28452-ZJ1-801	F9	60	3	31740-ZJ1-881	F12	63	6					90003-ZE2-000	G14	81	7
18310-ZN1-801	F3	54	1	28452-ZJ1-811	F9	60	3	31750-735-003	G9	76	30	63312-ZA7-000	F12	63	8	90003-ZJ1-840	E14	49	10
18310-ZN1-802	F3	54	1	28453-ZJ1-801	F10	61	13									90004-ZE2-W01	D15	34	11
18321-ZN1-003	F1	52	2	28454-ZJ1-801	F9	60	4	32000				77000				90005-896-000	D9	28	19
	F3	54	2	28461-ZE2-W02	D15	34	9									90009-ZJ1-801	F1	52	5
18333-ZE3-800	D2	21	15	28462-ZE3-W01	D15	34	10	32103-759-000	G6	73	4	77228-340-003	G15	82	7		F4	55	5
18338-ZJ1-841	F1	52	3	28491-ZJ1-840	E2	37	22	32103-ZG8-000	E2	37	19		G16	83	8	90011-ZJ1-841	D2	21	17
	F3	54	3	28492-ZJ1-840	E2	37	23	32105-ZJ1-800	G6	73	5					90012-ZE0-010	D9	28	20
18355-ZN1-003	F1	52	4	28496-ZJ1-840ZC	E2	37	24	32105-ZN1-800	G6	73	5	80000				90013-883-000	E2	37	11
	F3	54	4					32171-GJ1-003	G8	75	15					90013-ZJ1-800	F10	61	14
				30000				32183-ZJ0-890	G9	76	31	80101-310-000	E2	37	10	90014-952-000	D2	21	19
19000				30201-PH9-004	F13	64	1	32340-ZJ1-841	G6	73	6						F6	57	8
				30202-PZ1-003	F13	64	2	32340-ZJ1-842	G7	74	6	83000					F16	67	18
19051-KA3-830	G10	77	8	30500-ZJ1-841	F11	62	1	32340-ZJ1-851	G6	73	6						G2	69	16
19111-MF5-000	E15	50	16	30500-ZJ1-842	F11	62	1	32340-ZJ1-852	G7	74	6	83551-MB9-000	E15	50	17		G3	70	13
	F6	57	7	30500-ZJ1-843	F11	62	1	32345-ZJ1-811	G7	74	7						G4	71	7
19314-PH6-000	G10	77	9	30500-ZJ1-844	F11	62	1	32345-ZJ1-812	G7	74	7	87000					G10	77	13
19506-KA4-000	E10	45	11	30500-ZJ1-845	F11	62	1	32349-ZJ1-840	G7	74	8					90014-ZE2-000	D2	21	18
19511-ZJ1-000	F9	60	1	30518-ZJ1-000	F11	62	2	32763-PA0-000	F12	63	7	87101-ZN1-000	G11	78	1	90014-ZE6-000	F12	63	9
19513-ZJ1-000	F9	60	2	30550-ZJ1-841	F11	62	3	32823-ZV5-003	G9	76	28	87101-ZN1-010	G11	78	1	90015-883-000	D6	25	17
19611-ZJ1-840ZA	D16	35	3	30550-ZJ1-842	F11	62	3	32902-892-003	G7	74	9	87101-ZN1-U50	G12	79	14	90015-ZE3-790	F16	67	19
19611-ZJ1-840ZB	D16	35	3	30550-ZJ1-843	F11	62	3					87114-ZH7-000	G12	79	11		G2	69	17
19611-ZJ1-840ZC	D16	35	3	30550-ZJ1-844	F12	63	3	33000				87135-ZE2-000	G11	78	8		G3	70	14
19611-ZJ1-850ZC	E2	37	21	30700-ZJ1-841	F12	63	4					87135-ZE2-010	G12	79	8		G4	71	8
	D16	35	3					33713-GC2-000	E2	37	8	87135-ZE2-020	G12	79	8	90018-PN3-000	D6	25	18
19612-ZJ1-840	D16	35	4	31000								87152-ZN1-000	G11	78	2	90018-ZE1-000	E2	37	12
19612-ZJ1-841	E1	36	4	31110-ZJ1-840	F9	60	5	34000				87152-ZN1-010	G11	78	2	90018-ZJ1-840	D2	21	20
19614-ZJ1-840	E1	36	5	31110-ZJ1-850	F9	60	5	34150-ZJ1-841	E2	37	9	87516-YF3-660	G11	78	3	90029-888-000	D4	23	12
19614-ZJ1-841	E1	36	5	31200-ZJ1-841	F13	64	3	34150-ZJ1-842	E2	37	9	87520-ZH8-000	G14	81	3	90031-ZE1-000	D4	23	13
19621-ZJ1-801ZC	E2	37	27	31203-PH9-004	F13	64	4	34341-ZJ1-003	G14	81	14	87520-ZL8-810	G11	78	3		F12	63	10
19621-ZJ1-811	G15	82	4	31204-ZJ1-H01	F13	64	5	34343-ZAA-K61	G14	81	15	87522-ZH9-010	G12	79	12				
	G16	83	5	31206-ZG4-801	F13	64	6					87526-ZH8-000	G14	81	4	90041-147-000	E10	45	12
												87529-ZE2-860	G8	75	13	90042-ZJ1-840	E2	37	13



# PART NO. INDEX

H 3

Part Number	Address	Page	Ref.	Part Number	Address	Page	Ref.	Part Number	Address	Page	Ref.	Part Number	Address	Page	Ref.
90048-ZC3-000	E6	41	21	91601-ZJ1-840	F6	57	10		E12	47	26	96000			
90081-KK0-000	D2	21	25						F6	57	12				
90113-759-003	E15	50	18	92000					F8	59	6	96140-60030-10	D4	23	26
90114-SA0-000	F16	67	20					95002-02100	F6	57	13	96211-12000	D6	25	27
90201-ZG3-000	F9	60	6	92301-04006-0H	G2	69	19		F7	58	16	96600-06016-00	D6	25	28
90202-ZJ1-840	G5	72	3	92301-05016-0A	G2	69	20	95002-05000	F8	59	7				
90203-ZA0-800	E15	50	19	92301-05025-0A	F16	67	21	95002-50000	F7	58	14	98000			
90206-ZE1-000	D9	28	21						F8	59	7				
90313-ZJ1-840	E2	37	14					95002-70000	F7	58	15	98079-52876	D2	21	26
90314-ZJ1-840	E6	41	22	92800-14000	D4	23	20					98079-5485V	D2	21	26
	E11	46	22					95003-25015-20	F7	58	17	98079-5487V	D2	21	26
90380-MA6-010	G8	75	14	93000				95003-25023-20	F8	59	8	98079-5547V	D2	21	26
90401-ZG3-000	F9	60	7					95018-50250	E16	51	21	98079-5585V	D2	21	26
90401-ZJ1-000	D7	26	3	93500-04008-0A	G14	81	5	95018-52250	E16	51	21	98079-5587V	D2	21	26
				93500-04012-0H	G8	75	19	95018-58250	E16	51	22	98200-32500	G9	76	24
90401-ZJ1-940	D7	26	6	93500-04012-1H	E4	39	9	95701-06008-00	E2	37	18		G14	81	6
90441-ZE2-010	D2	21	21						F2	53	6				
90446-357-000	D9	28	22	93500-04014-1H	E10	45	13		F4	55	6	99000			
90473-147-000	D6	25	19	93500-05025-0A	F16	67	22	95701-06010-00	F12	63	11				
90473-ZE2-000	G14	81	8					95701-06012-00	G8	75	22	99004-21001	G13	80	1
90501-399-880	G15	82	10	93500-05035-0A	G3	70	16		E16	51	23	99101-ZH8-0850	E8	43	38
	G16	83	11						F9	60	9	99101-ZH8-0880	E8	43	39
90502-759-003	E15	50	20	93894-06016-00	F6	57	11		G9	76	23		E12	47	30
90551-ZE1-000	D8	27	6	93903-35380	E2	37	25					99101-ZH8-0900	E8	43	38
90602-ZE1-000	D6	25	20	93913-25580	E2	37	15		G15	82	11		E9	44	39
	D10	29	23					95701-06016-00	G16	83	12	99101-ZH8-0920	E9	44	39
90605-230-000	G2	69	18	94000					E16	51	24		E12	47	30
90617-SA0-003	F6	57	9						G15	82	12				
	F8	59	4	94001-04080-0S	G8	75	20		G16	83	13	99101-ZH8-0950	E8	43	38
90654-SA4-003	G5	72	4	94001-08200-0S	F13	64	19	95701-06020-00	D6	25	25		E9	44	39
90676-SA8-003	G8	75	16	94050-05000	E2	37	16	95701-06022-00	G10	77	11	99101-ZH8-0980	E9	44	39
90682-959-661	E6	41	23	94050-06000	E2	37	17	95701-06025-00	D10	29	27		E12	47	30
	E11	46	23					95701-06028-00	E14	49	11				
90686-459-711	G5	72	5						E16	51	25	99101-ZH8-1000	E8	43	38
90702-GB6-910	D10	29	24					95701-06030-00	E6	41	27		E9	44	39
90741-ZE2-000	F9	60	8						E12	47	27	99101-ZH8-1020	E12	47	31
90745-ZE2-600	D7	26	5					95701-06032-00	G9	76	26	99101-ZN1-0920	E7	42	30
	G14	81	9					95701-06065-00	E7	42	28	99101-ZN1-0940	E7	42	31
90745-ZJ1-V10	D7	26	5	94050-06070	D15	34	12		E12	47	28	99101-ZN1-0960	E7	42	30
								95701-06075-09	D4	23	25	99101-ZN1-0980	E7	42	31
91000				94050-08000	D2	21	22	95701-06090-00	E7	42	29	99101-ZN1-1000	E8	43	31
				94050-10000	D4	23	21	95701-06095-00	E14	49	18	99101-ZN1-1020	E7	42	30
91001-ZJ1-841	D4	23	14	94101-06800	D6	25	23	95701-08014-00	F2	53	7	99204-ZE2-0380	E8	43	37
91002-ZG4-801	F13	64	18						F4	55	7		E12	47	32
91002-ZJ1-841	D4	23	15	94102-08800	D4	23	22	95701-08016-00	F9	60	10	99204-ZE2-0400	E8	43	37
91201-ZE9-003	D4	23	16	94109-14000	D4	23	23	95701-08020-00	D2	21	24				
91201-ZJ1-841	D4	23	17	94111-04800	G8	75	21		E10	45	14				
91202-ZJ1-841	D6	25	21	94111-08000	F13	64	20		E16	51	26				
91302-MB6-830	D4	23	18	94251-08000	D4	23	24		F2	53	8				
91302-ZE9-003	D6	25	22	94251-10000	F16	67	24		F4	55	8				
91314-ME5-003	G10	77	10	94301-08140	D6	25	24		G15	82	13				
91353-671-004	D4	23	19	94301-10120	F13	64	21	95701-08050-00	G16	83	14				
91402-ZJ1-841	E6	41	24	94301-12200	D2	21	23	95701-08110-00	D6	25	26				
	E11	46	24	94305-60282	D10	29	26	95701-10080-00	F13	64	22				
	G5	72	6	94601-18000	D8	27	6	95801-06090-08	D2	21	25				
91408-ZJ1-810	G8	75	17						E7	42	29				
91504-750-003	G8	75	18	95000					E8	43	32				
91558-SD5-003	E2	37	20						E12	47	29				
91594-SR3-911	F8	59	5	95002-02080	E6	41	26								

# PART NAME INDEX

Part name	Address	Page	Ref.	Part name	Address	Page	Ref.	Part name	Address	Page	Ref.
[ A ]											
ALERT UNIT, OIL .....	E2	37	9	BOLT, FLANGE, 6X25 .....	D10	29	27	BRACKET COMP., L. SHROUD .....	G16	83	7
ARMATURE COMP. ....	F13	64	6	BOLT, FLANGE, 6X28 .....	D6	25	17	BRACKET COMP., R. SHROUD .....	G15	82	5
ARM COMP., CONTROL .....	F14	65	8		E14	49	11		G16	83	6
ARM COMP., GOVERNOR .....	G3	70	4	BOLT, FLANGE, 6X30 .....	E16	51	25	BRACKET, CASE MOUNTING .....	G6	73	2
ARM, GOVERNOR .....	F14	65	4		E12	47	27	BRACKET, CLIP .....	F8	59	2
	G1	68	4	BOLT, FLANGE, 6X32 .....	D4	23	13	BRACKET, L. AIR CLEANER .....	D2	21	30
	G3	70	18		F12	63	10	BRACKET, REGULATOR RECTIFIER ..	G9	76	29
	G4	71	2		G9	76	26	BRACKET, R. AIR CLEANER .....	D2	21	29
ARM, VALVE ROCKER .....	D9	28	4	BOLT, FLANGE, 6X35 .....	F12	63	9	BRACKET, WIRE HARNESS CLIP .....	E2	37	19
ARRESTER, SPARK .....	F1	52	4	BOLT, FLANGE, 6X65 .....	E7	42	28		G6	73	4
	F3	54	4		E12	47	28	BRUSH .....	F13	64	8
				BOLT, FLANGE, 6X75 .....	D4	23	25	BULB, PRIMER .....	G14	81	16
[ B ]				BOLT, FLANGE, 6X8 .....	E2	37	18	BUSH, LINKAGE .....	F15	66	17
BALL, STEEL, .....	D6	25	27		F2	53	6		G2	69	15
BAND .....	G7	74	9		F4	55	6		G3	70	12
BAND, AIR CLEANER CONNECTING TUBE	E16	51	21	BOLT, FLANGE, 6X90 .....	F12	63	11	[ C ]			
					E7	42	29	CAMSHAFT ASSY. ....	D9	28	2
BAND, TUBE CLIP, 12.5MM .....	G14	81	20		E8	43	32	CAP ASSY., NOISE SUPPRESSOR ...	F12	63	4
BAND, TUBE CLIP, 20MM .....	G14	81	19	BOLT, FLANGE, 6X95 .....	E12	47	29	CAP COMP., IN. ....	E15	50	13
BAND, WIRE HARNESS, 150MM .....	G8	75	16	BOLT, FLANGE, 8X110 .....	E14	49	18	CAP, AIR CLEANER .....	E14	49	14
BARREL ASSY., CYLINDER .....	D3	22	1	BOLT, FLANGE, 8X14 .....	F13	64	22	CAP, CHOKE DUST .....	E8	43	34
BASE, OIL FILTER .....	D5	24	9		F2	53	7		E11	46	11
BEARING A .....	F13	64	18	BOLT, FLANGE, 8X16 .....	F4	55	7	CAP, OIL FILLER .....	D1	20	11
BEARING, NEEDLE, 8X12X10 .....	D4	23	15		F9	60	10		D2	21	27
BEARING, NEEDLE, 8X12.7X11.1 ..	D4	23	14	BOLT, FLANGE, 8X20 .....	D2	21	24	CARBURETOR ASSY. ....	E4	39	10
BEARING, RADIAL BALL, 6003 ...	D4	23	26		E10	45	14		E9	44	40
BOLT, AIR CLEANER .....	E15	50	18		E16	51	26		E10	45	3
BOLT, CONNECTING ROD, 6X37 ...	D8	27	5		F2	53	8	CARTRIDGE, OIL FILTER .....	D5	24	8
BOLT, DRAIN PLUG, 14MM .....	D4	23	20		F4	55	8	CASE COMP., AIR CLEANER .....	E13	48	4
BOLT, FLANGE, 10X80 .....	D2	21	25	BOLT, FLANGE, 8X50 .....	D6	25	26		E15	50	5
BOLT, FLANGE, 10X81 .....	D2	21	25	BOLT, GOVERNOR ARM .....	F16	67	19	CASE COMP., RECOIL STARTER .....	D15	34	2
BOLT, FLANGE, 5X16 .....	D9	28	19		G2	69	17	CASE, CONTROL .....	G6	73	1
BOLT, FLANGE, 6MM .....	E14	49	16		G3	70	14	CHAMBER SET, FLOAT .....	E4	39	6
BOLT, FLANGE, 6X10 .....	G8	75	22		G4	71	8		E10	45	1
BOLT, FLANGE, 6X12 .....	E2	37	11	BOLT, HEAD COVER .....	D2	21	18		E11	46	6
	E16	51	23	BOLT, HEX. ....	G14	81	7	CIRCLIP, 5MM .....	G2	69	18
	F9	60	9	BOLT, PIVOT, 8MM .....	D9	28	20	CLAMPER, CORD .....	D4	23	8
	G9	76	23	BOLT, RECESSED, 4X6 .....	G2	69	19	CLAMP ASSY. ....	E15	50	14
				BOLT, RECESSED, 5X16 .....	G2	69	20	CLAMP, CORD .....	F12	63	7
	G15	82	11	BOLT, RECESSED, 5X25 .....	F16	67	21	CLAMP, HOSE .....	G10	77	9
	G16	83	12		G2	69	21	CLAMP, PURGE HOSE .....	F8	59	5
BOLT, FLANGE, 6X14 .....	D2	21	19		G3	70	15	CLAMP, WATER HOSE .....	E10	45	11
	F6	57	8	BOLT, SEALING .....	D5	24	3	CLIP B, CABLE .....	E6	41	23
	F16	67	18	BOLT, SOCKET, 6X16 .....	D6	25	28		E11	46	23
	G2	69	16	BOLT, SOCKET, 8X45 .....	D2	21	17	CLIP, AIR CLEANER .....	E13	48	3
	G3	70	13	BOLT, SPECIAL, 5MM .....	E14	49	10	CLIP, BREATHER TUBE .....	E3	38	2
	G4	71	7	BOLT, STUD, 6X108 .....	E10	45	12		E11	46	2
	G10	77	13	BOLT, STUD, 6X71 .....	E2	37	13		E14	49	13
BOLT, FLANGE, 6X16 .....	D4	23	12	BOLT, STUD, 6X85 .....	E6	41	21	CLIP, GOVERNOR HOLDER .....	D6	25	20
	E16	51	24	BOLT, STUD, 8X22 .....	D2	21	20		D10	29	23
	G15	82	12	BOLT, THROUGH .....	F13	64	11	CLIP, PISTON PIN, 18MM .....	D8	27	6
	G16	83	13	BOLT, UBS, 12X28 .....	F10	61	14	CLIP, PURSE LOCK .....	E6	41	24
BOLT, FLANGE, 6X20 .....	D6	25	25	BOX ASSY., CONTROL .....	G6	73	6		E11	46	24
BOLT, FLANGE, 6X22 .....	G10	77	11		G7	74	6		G5	72	6
BOLT, FLANGE, 6X23 .....	E2	37	12	BRACKET COMP., L. SHROUD .....	G15	82	6	CLIP, TUBE .....	E6	41	26
									E12	47	26



# PART NAME INDEX

Part name	Address	Page	Ref.	Part name	Address	Page	Ref.	Part name	Address	Page	Ref.
CLIP, TUBE .....	F6	57	12	CRANKSHAFT COMP. ....	D7	26	2	[ H ]			
	F7	58	14				4	HANDLE, BOX WRENCH.....	G13	80	2
	F8	59	6	CUSHION, VALVE CONTROL UNIT ...	G14	81	15	HANGER, ENGINE.....	D1	20	1
			7	[ D ]				HARNASS ASSY., REGULATOR			
CLIP, VALVE GUIDE .....	D1	20	5	DIODE ASSY., ENGINE STOP .....	F12	63	6	RECTIFIER	G9	76	31
CLIP, WIRE HARNESS .....	E2	37	20	DOWEL PIN, 10X12 .....	F13	64	21	HARNASS ASSY., SUB WIRE.....	G6	73	5
	F6	57	9	DOWEL PIN, 12X20 .....	D2	21	23	HEAD COMP., CYLINDER.....	D1	20	4
	F8	59	4	DOWEL PIN, 8X12 .....	D10	29	24				6
	G8	75	15	DOWEL PIN, 8X14 .....	D6	25	24	HOLDER COMP., AIR CLEANER			
			18	[ E ]				LOWER	E15	50	3
CLIP, WIRE HARNESS, 6MM .....	G5	72	4	ELBOW COMP., AIR CLEANER .....	E6	41	20	HOLDER COMP., AIR CLEANER			
CLUTCH COMP., OVERRUNNING ....	F13	64	7		E11	46	21	UPPER	E15	50	2
COIL ASSY., CHARGE .....	F12	63	5	ELBOW, MANIFOLD .....	E6	41	17	HOLDER, BRUSH.....	F13	64	15
			12		E11	46	18	HOLDER, CABLE.....	G1	68	8
COIL ASSY., IGNITION .....	F11	62	1	ELEMENT ASSY., AIR CLEANER ....	E13	48	1	G2	69	24	
			3	ELEMENT COMP., AIR CLEANER ....	E13	48	1	HOLDER, GOVERNOR WEIGHT.....	D6	25	14
	F12	63	3	EMBLEM .....	G11	78	1	HOLDER, OIL FILTER.....	D6	25	18
COLLAR A, AIR CLEANER .....	E6	41	19	[ F ]				HOLDER, SCREEN GRID.....	F9	60	4
	E10	45	10	FAN, COOLING .....	F9	60	1	HOLDER, STOP SWITCH CORD.....	G8	75	12
	E11	46	20	FILTER, OUTER .....	E13	48	2	HOLDER, WIRE.....	G2	69	11
	E14	49	9	FLOAT SET .....	E4	39	5	HOSE A, OIL.....	G10	77	5
	E15	50	10	FLYWHEEL COMP. ....	F9	60	5	HOSE B, OIL.....	G10	77	6
COLLAR B, TAILLIGHT .....	E2	37	8	FUSE, BLADE .....	G9	76	24	HOSE, FUEL.....	E10	45	7
COLLAR SET, CLUTCH STOP .....	F13	64	2		G14	81	6	HOSE, OIL.....	D6	25	29
COLLAR, 12MM .....	G10	77	1	[ G ]				[ I ]			
COLLAR, FILTER SETTING .....	D3	22	7	GASKET SET .....	E3	38	3	INSULATOR, BRUSH HOLDER.....	F13	64	16
COLLAR, FUEL PUMP DISTANCE ...	G14	81	12		E11	46	3	INSULATOR, CARBURETOR.....	E5	40	15
CONTROL ASSY. ....	F14	65	2	GASKET, CASE COVER .....	D5	24	2	E10	45	5	
	G1	68	2	GASKET, CYLINDER HEAD.....	D1	20	7	E11	46	16	
	G3	70	2	GASKET, EX. PIPE .....	D2	21	15				
	G4	71	1	GASKET, FLOAT CHAMBER .....	E10	45	4				
CONTROL UNIT, VALVE .....	G14	81	14	GASKET, INTAKE MANIFOLD .....	D2	21	14	JET SET, PILOT,.....	E8	43	37
COOLER ASSY., OIL .....	G10	77	2	GASKET, OIL LEVEL .....	D6	25	11	E12	47	32	
COOLER COMP., OIL .....	G10	77	3	GOVERNOR ASSY. ....	D6	25	12	E7	42	30	
COVER .....	F13	64	10	GRID, SCREEN .....	F9	60	3				31
COVER ASSY., AIR CLEANER .....	E14	49	6	GRILLE, OIL COOLER .....	G10	77	4	JET, SLOW,.....	E5	40	11
COVER ASSY., CONTROL .....	G15	82	1	GRIP, STARTER.....	D15	34	9	JOINT B, CONNECTING TUBE.....	E15	50	15
	G16	83	2	GROMMET .....	E15	50	17	JOINT COMP., FUEL.....	E10	45	8
COVER ASSY., CRANKCASE .....	D5	24	1	GROMMET, AIR CLEANER .....	E15	50	9	JOINT, OIL HOSE.....	D6	25	30
COVER ASSY., OIL PUMP .....	D5	24	4	GROMMET, HIGH TENSION CORD ....	F11	62	2	JOINT, ROD.....	F14	65	1
COVER B, CONTROL .....	G15	82	3	GROMMET, PUMP STAY .....	F6	57	10		G1	68	1
	G16	83	4	GROMMET, RESERVE TANK.....	E15	50	16		G3	70	1
COVER COMP., AIR CLEANER .....	E15	50	8	GROMMET, TOOL .....	F12	63	8	[ K ]			
COVER, BREATHER .....	D3	22	2	GUIDE, EX. VALVE .....	D1	20	3	KEY COMP. ....	G7	74	11
COVER, FAN .....	D16	35	3	GUIDE, IN. VALVE .....	D1	20	2		G8	75	11
	E2	37	21						G14	81	2
COVER, FUEL PUMP .....	D16	35	1					KEY, 6.3X6.3X43.....	D7	26	5
			2								
COVER, HEAD .....	D1	20	8								
			9								
COVER, HEAD FILLER .....	D1	20	8								
			9								
COVER, OIL FILTER .....	D5	24	7								
COVER, RECOIL STARTER STAY ...	E2	37	24								
COVER, TERMINAL .....	F13	64	17								
CRANKSHAFT COMP. ....	D7	26	1								

# PART NAME INDEX

Part name	Address	Page	Ref.	Part name	Address	Page	Ref.	Part name	Address	Page	Ref.
KEY, 6.3X6.3X43 .....	G14	81	9	NUT, HEX., 4MM .....	G8	75	20	PUMP ASSY., FUEL.....	F5	56	1
KEY, SPECIAL WOODRUFF, 25X18 .....	F9	60	8	NUT, HEX., 8MM .....	F13	64	13		G14	81	10
KIT, WINTER .....	G16	83	1					PURSE, LOCK, 8MM.....	G5	72	5
KNOB, CHOKE .....	F15	66	16	NUT, INSERT, 6MM .....	E6	41	22				
	G2	69	14		E11	46	22	[ R ]			
	G3	70	11	NUT, PIVOT ADJUSTING .....	D9	28	21	RATCHET, STARTER.....	D15	34	4
[ L ]				NUT, SELF-LOCK, 6MM .....	F16	67	20	RECTIFIER ASSY.....	G9	76	25
LABEL, CAUTION .....	G12	79	12	NUT, SPECIAL CAP .....	G5	72	3		G14	81	13
LABEL, E-SPEC .....	G11	78	8	NUT, SQUARE, 5MM .....	E2	37	14	RECTIFIER ASSY., REGULATOR....	G6	73	3
	G12	79	8	NUT, WING, 6MM .....	E15	50	19		G9	76	27
LABEL, OPERATOR NOTICE .....	G15	82	8	[ O ]				RECTIFIER COMP., REGULATOR....	G9	76	30
				OIL SEAL, 38X58X9 .....	D4	23	17	RETAINER, EX. VALVE SPRING....	D9	28	15
	G16	83	9		D6	25	21	RETAINER, IN. VALVE SPRING....	D9	28	14
				OIL SEAL, 8X14X5 .....	D4	23	16				15
LABEL, SPECIFICATION .....	G11	78	2	O-RING, 10X2.6 .....	G10	77	10	RETAINER, SPRING.....	D15	34	8
LABEL, WARNING .....	G12	79	11	O-RING, 11.8X2.4 .....	D6	25	22	RING SET, PISTON.....	D8	27	1
LEVER ASSY., THROTTLE .....	F15	66	15	O-RING, 13X3.0 .....	D4	23	18	RING, SNAP .....	F13	64	1
LEVER, PINION DRIVE .....	F13	64	4	O-RING, 14MM .....	D4	23	19	ROD ASSY., CONNECTING.....	D8	27	4
LIFTER ASSY., VALVE .....	D9	28	10	[ P ]				ROD, CHOKE CONTROL.....	F15	66	13
[ M ]				PACKING, AIR CLEANER .....	E6	41	18		G2	69	12
MANIFOLD, INTAKE .....	D2	21	13		E10	45	9	ROD, CHOKE KNOB.....	G3	70	9
MARK .....	G12	79	13		E11	46	19		F15	66	14
MARK A, COMBINATION .....	G11	78	3	PACKING, BREATHER COVER .....	D3	22	3		G2	69	13
	G14	81	3	PACKING, CARBURETOR .....	E6	41	16	ROD, GOVERNOR.....	G3	70	10
MARK B, COMBINATION .....	G14	81	4		E10	45	6		G1	68	5
MARK, CONTROL BOX .....	G8	75	13		E11	46	17		G3	70	5
MARK, EMBLEM .....	G12	79	14	PACKING, HEAD COVER .....	D1	20	10		G4	71	3
MARK, EX. GAS WARNING .....	G11	78	7	PACKING, OIL FILLER CAP .....	D1	20	12	ROD, PUSH.....	D9	28	3
MARK, HEAT CAUTION .....	G11	78	6		D2	21	28	ROPE, RECOIL STARTER.....	D15	34	10
MARK, OIL ALERT .....	G11	78	4	PANEL COMP., CONTROL .....	G7	74	7	ROTATOR, VALVE.....	D9	28	17
	G12	79	10	PIN, DECOMPER .....	D9	28	7	ROTOR, OIL PUMP OUTER.....	D5	24	5
MARK, OPERATOR CAUTION .....	G11	78	3	PIN, GOVERNOR WEIGHT .....	D6	25	15	RUBBER, AIR CLEANER HOLDER			
MARK, THROTTLE INDICATION .....	G11	78	5	PIN, LOCK, 10MM .....	F16	67	24	UPPER	E15	50	1
MOTOR ASSY., STARTER .....	F13	64	3	PIN, LOCK, 8MM .....	D4	23	24	RUBBER, FUEL PUMP MOUNTING....	G14	81	11
MUFFLER COMP. ....	F1	52	1	PIN, PISTON .....	D8	27	3	RUBBER, RADIATOR MOUNTING....	G10	77	8
	F3	54	1	PIN, SPRING, 6X28 .....	D10	29	26	RUBBER, RR. FENDER CUSHION....	E2	37	10
[ N ]				PISTON .....	D8	27	2	RUBBER, SEAT LOCK BAR CUSHION.	G15	82	7
NOZZLE, MAIN .....	E8	43	35	PISTON .....	D8	27	2		G16	83	8
	E11	46	12	PIVOT, ROCKER ARM .....	D9	28	5	[ S ]			
NUT, FLANGE, 10MM .....	D4	23	21	PLATE, AIR CLEANER SETTING ....	E14	49	8	SCREEN, OIL FILTER.....	D5	24	10
NUT, FLANGE, 20MM .....	F9	60	6	PLATE, COOLING FAN SETTING ....	F9	60	2	SCREW-WASHER.....	E4	39	9
NUT, FLANGE, 5MM .....	E2	37	16	PLATE, PUSH ROD GUIDE.....	D9	28	18	SCREW-WASHER, 4X8.....	D4	23	11
	F13	64	14	PLATE, SIDE .....	D16	35	4	SCREW-WASHER, 6X16.....	F6	57	11
NUT, FLANGE, 6MM .....	D15	34	12		E1	36	4	SCREW SET.....	E4	39	8
	E2	37	17	PLATE, SOLENOID .....	G5	72	1	SCREW SET, DRAIN.....	E4	39	7
				PLUG SET .....	E5	40	12		E11	46	8
	E6	41	25	PLUG, INNER CONNECTOR .....	G9	76	28	SCREW SET, PILOT.....	E8	43	33
	E14	49	17	PLUG, SPARK .....	D2	21	26		E11	46	7
	F16	67	23	PROTECTOR, FAN COVER .....	E2	37	27	SCREW SET, THROTTLE.....	E4	39	8
	G2	69	23		G15	82	4		E10	45	2
	G3	70	17	PROTECTOR, MUFFLER .....	G16	83	5	SCREW, .....	E11	46	9
	G4	71	10		F1	52	2		F4	55	5
NUT, FLANGE, 8MM .....	D2	21	22	PULLEY, RECOIL STARTER .....	D15	34	3	SCREW, CENTER.....	D15	34	11
				PULLEY, STARTER .....	F10	61	12	SCREW, PAN, 4X12.....	E4	39	9

# PART NAME INDEX

Part name	Address	Page	Ref.	Part name	Address	Page	Ref.	Part name	Address	Page	Ref.
SCREW, PAN, 4X12 .....	E11	46	25	STAY COMP. A, AIR CLEANER .....	E15	50	6	WASHER, PLAIN, 6MM .....	D6	25	23
	G8	75	19	STAY COMP. B, AIR CLEANER .....	E15	50	7		D10	29	25
SCREW, PAN, 4X14 .....	E10	45	13	STAY, CONTROL BOX .....	G7	74	8	WASHER, PLAIN, 8MM .....	D4	23	22
SCREW, PAN, 4X8 .....	G14	81	5	STAY, FUEL PUMP .....	F5	56	2		G15	82	10
SCREW, PAN, 5X25 .....	F16	67	22	STAY, MUFFLER .....	F1	52	3		G16	83	11
	G2	69	22		F3	54	3	WASHER, SPRING, 4MM .....	G8	75	21
SCREW, PAN, 5X35 .....	G3	70	16	STAY, OIL COOLER .....	G10	77	7	WASHER, SPRING, 8MM .....	F13	64	20
	G4	71	9	STRAINER COMP., FUEL .....	F6	57	6	WASHER, THRUST, 17.2MM .....	D9	28	22
SCREW, SPECIAL, 6X12 .....	G8	75	14		F8	59	1	WEIGHT, GOVERNOR .....	D6	25	13
SCREW, TAPPING, 5X16 .....	E2	37	25	SWITCH ASSY., COMBINATION .....	G7	74	10	WRENCH COMP., SPARK PLUG .....	G13	80	1
SCREW, TAPPING, 5X20 .....	E2	37	15		G14	81	1	WRENCH, BOX .....	G13	80	1
SEAL, AIR CLEANER .....	E15	50	12	SWITCH ASSY., MAGNET .....	F13	64	5	WRENCH, PLUG .....	G13	80	3
SEAL, AIR CLEANER CASE .....	E13	48	5	SWITCH ASSY., OIL LEVEL .....	D4	23	9				
	E16	51	27	SWITCH, OIL PRESSURE .....	D4	23	10				
SEAL, AIR CLEANER COVER .....	E14	49	7					[ Y ]			
SEAL, CONTROL COVER .....	G15	82	2	[ T ]				YOKE COMP. ....	F13	64	12
	G16	83	3								
SEAL, VALVE STEM .....	D9	28	1	TUBE B, FUEL .....	F5	56	4				
SEAT, VALVE SPRING .....	D9	28	16	TUBE, AIR CLEANER CONNECTING ..	E15	50	11				
SHAFT COMP., VALVE LIFTER .....	D9	28	12	TUBE, BREATHER .....	E3	38	1				
SHAFT, GOVERNOR ARM .....	D3	22	6		E11	46	1				
SHROUD .....	E1	36	6		E14	49	12				
	E2	37	7	TUBE, CORD, 30MM .....	G8	75	17				
SHROUD, HEAD .....	D2	21	16	TUBE, DIAPHRAGM .....	F6	57	5				
SHROUD, L. ....	E1	36	7	TUBE, DRAIN .....	E5	40	13				
SLIDER, GOVERNOR .....	D6	25	16		E11	46	14				
SOLENOID ASSY., ROTARY .....	G5	72	2	TUBE, FUEL .....	F5	56	3				
SPACER, CONTROL LEVER .....	F15	66	11	TUBE, FUEL TANK .....	F8	59	3				
SPACER, STARTER PULLEY				TUBE, VINYL, 9X11X150 .....	F7	58	17				
MOUNTING	F10	61	13	TUBE, VINYL, 9X11X230 .....	F8	59	8				
SPRING, BRUSH .....	F13	64	9	[ V ]							
SPRING, CABLE RETURN .....	G1	68	10	VALVE ASSY., SOLENOID .....	E5	40	14				
SPRING, CONTROL ADJUSTING .....	F15	66	12		E11	46	15				
	G1	68	9	VALVE COMP., IN. ....	G14	81	17				
	G3	70	8	VALVE COMP., OUTLET .....	G14	81	18				
	G4	71	6	VALVE SET, FLOAT .....	E3	38	4				
SPRING, FRICTION .....	D15	34	5		E11	46	4				
SPRING, GOVERNOR .....	F14	65	6	VALVE, BREATHER .....	D3	22	4				
	G1	68	6	VALVE, EX. ....	D9	28	9				
	G3	70	6	VALVE, FLOAT .....	E3	38	4				
	G4	71	4	VALVE, IN. ....	D9	28	8				
SPRING, LEVER .....	F15	66	9	VALVE, OIL SHUT-OFF .....	D3	22	5				
SPRING, RATCHET .....	D15	34	7	[ W ]							
SPRING, RELIEF VALVE .....	D5	24	6	WASHER COMP., HEAD COVER .....	D2	21	21				
SPRING, STARTER .....	F14	65	3	WASHER, 11.7MM .....	G14	81	8				
	G1	68	3	WASHER, 20MM .....	F9	60	7				
	G3	70	3	WASHER, 6X16 .....	D6	25	19				
	G4	71	11	WASHER, AIR CLEANER .....	E15	50	20				
SPRING, STARTER RETURN .....	D15	34	6	WASHER, CONTROL ARM .....	F15	66	10				
SPRING, THROTTLE RETURN .....	F14	65	7	WASHER, CRANKSHAFT THRUST .....	D7	26	3				
	G1	68	7								
	G3	70	7	WASHER, DRAIN PLUG, 14MM .....	D4	23	23				
	G4	71	5	WASHER, FR. FENDER .....	G10	77	12				
SPRING, VALVE .....	D9	28	11	WASHER, PLAIN .....	E8	43	36				
SPRING, VALVE LIFTER .....	D9	28	13		E11	46	13				
SPRING, WEIGHT RETURN .....	D9	28	6								
STARTER ASSY., RECOIL .....	D15	34	1								
STAY A, RECOIL STARTER .....	E2	37	22								
STAY B, RECOIL STARTER .....	E2	37	23								



---

**1**

**FOREWORD INDEX**

---

**2**

**ENGINE GROUP**

---

**3**

**PART NUMBER INDEX**

---

**4**

**PART NAME INDEX**

---

**HONDA**  
The Power of Dreams





# PARTS CATALOGUE NEWS

Honda Motor Co., Ltd. Service Division

## PARTS CATALOGUE - CORRECTED

Printed in Japan

CODE NO.	BOOKLET TYPE	13ZN10E4
	MICRO-FICHE	13ZN10ED/FD
PARTS CATALOGUE TITLE	GX670 GX670 [PROPANE ENGINE]	
NEWS NO.	001	

Block No.	Ref. No.	Note	Part No.	Description	Reqd. QTY		Serial No.	Parts catalogue code
					(1)	(2)		
E-18	14		95002-50000	CLIP, TUBE (C9) .....	1	-	-----	BAF, BDW, BXC, BXF, BXF5, BXF9, TAB, TAF, TAX1, TDW, TWF6, TXA2, TXF, TXF2, TXF3, TXF4, TXF5, TXF7, TXF8, TXF9, TXW, VAB2, VXE1, VXE2, VXE4
					1	-	-----	1009898 TAF5
					1	-	-----	1054261 BAF/A, BDW/A, BXC/A, BXF/A, BXF5/A, BXF9/A, TAB/A, TAF/A, TAX1/A, TDW/A, TKW, TWF6/A, TXA2/A, TXF/A, TXF2/A, TXF3/A, TXF4/A, TXF5/A, TXF7/A, TXF8/A, TXF9/A, TXW/A, VAB2/A, VXE1/A, VXE2/A, VXE4/A
	A		95002-02080	CLIP, TUBE (B8) .....	1	-	1054262	BAF/A, BDW/A, BXC/A, BXF/A, BXF5/A, BXF9/A, TAB/A, TAF/A, TAX1/A, TDW/A, TKW, TWF6/A, TXA2/A, TXF/A, TXF2/A, TXF3/A, TXF4/A, TXF5/A, TXF7/A, TXF8/A, TXF9/A, TXW/A, VAB2/A, VXE1/A, VXE2/A, VXE4/A

NOTE A:PART NO. CHANGE D:NEWLY PROVIDED E:PART NO.DELETION K:REQUIRED NO. CORRECTION L:APPLICATION SERIAL NO. CORRECTION  
T:APPLICATION CORRECTION Z:REMARKS CHANGE



# PARTS CATALOGUE NEWS

Honda Motor Co., Ltd. Service Division

## PARTS CATALOGUE - CORRECTED

Printed in Japan

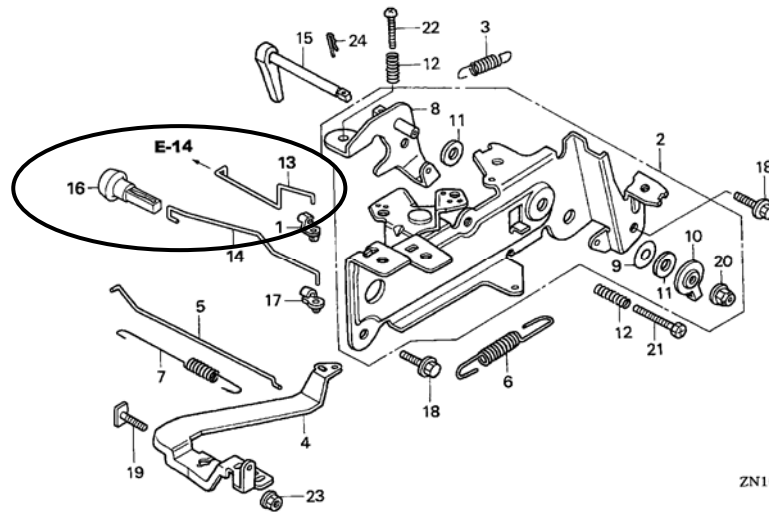
CODE NO.	BOOKLET TYPE	13ZN10E4
	MICRO-FICHE	13ZN10ED/FD
PARTS CATALOGUE TITLE	GX670 GX670 [PROPANE ENGINE]	
NEWS NO.	002	

Block No.	Ref. No.	Note	Part No.	Description	Reqd. QTY GX670 (1) (2)	Serial No.	Parts catalogue code
-----------	----------	------	----------	-------------	-------------------------------	------------	----------------------

E-22 CONTROL (1)

• ILLUSTRATION CORRECTED

FR.



ZN10-E2200B

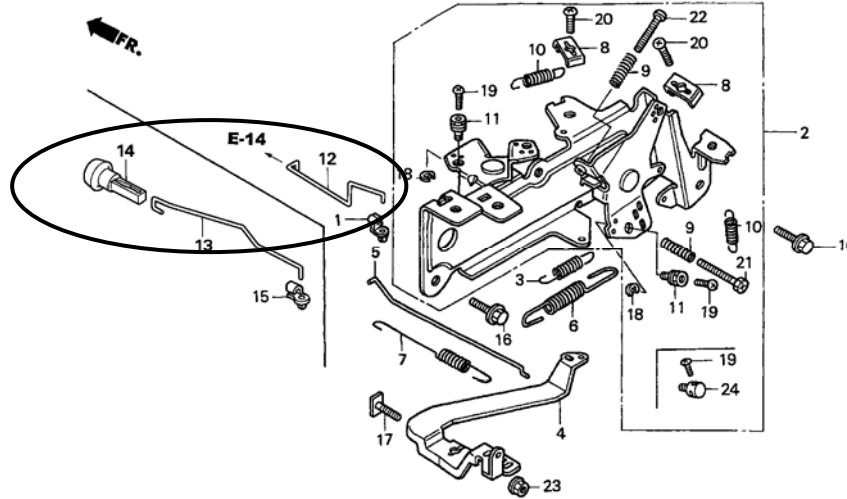
NOTE A:PART NO. CHANGE D:NEWLY PROVIDED E:PART NO.DELETION K:REQUIRED NO. CORRECTION L:APPLICATION SERIAL NO. CORRECTION  
T:APPLICATION CORRECTION Z:REMARKS CHANGE

BOOKNo. : 13ZN10E4

Block No.	Ref. No.	Note	Part No.	Description	Reqd. QTY	Serial No.	Parts catalogue code
					GX670 (1) (2)		

E-22-1 CONTROL (2)

▪ ILLUSTRATION CORRECTED



ZN10-E2201B

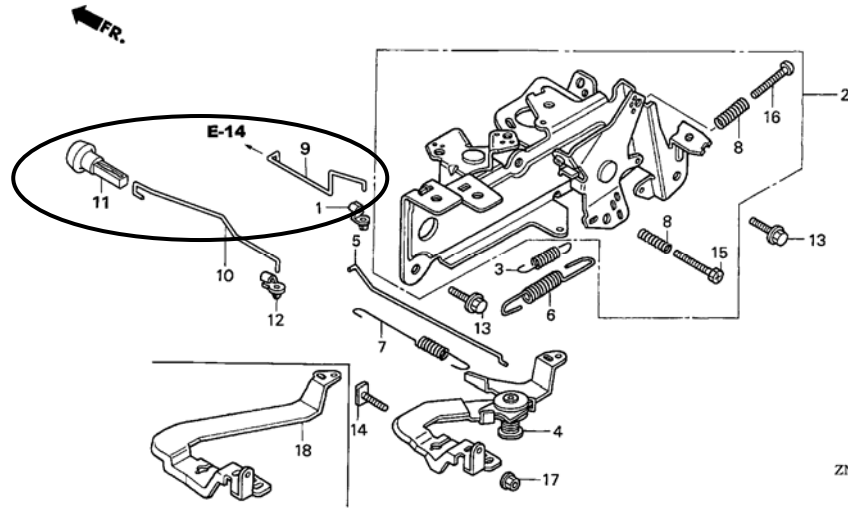
NOTE A:PART NO. CHANGE D:NEWLY PROVIDED E:PART NO.DELETION K:REQUIRED NO. CORRECTION L:APPLICATION SERIAL NO. CORRECTION  
T:APPLICATION CORRECTION Z:REMARKS CHANGE

BOOKNo. : 13ZN10E4

Block No.	Ref. No.	Note	Part No.	Description	Reqd. QTY GX670 (1) (2)	Serial No.	Parts catalogue code
-----------	----------	------	----------	-------------	-------------------------------	------------	----------------------

E-22-2 CONTROL (3)

▪ ILLUSTRATION CORRECTED



ZN10-E2202C

NOTE A:PART NO. CHANGE D:NEWLY PROVIDED E:PART NO.DELETION K:REQUIRED NO. CORRECTION L:APPLICATION SERIAL NO. CORRECTION  
T:APPLICATION CORRECTION Z:REMARKS CHANGE



# PARTS CATALOGUE NEWS

Honda Motor Co., Ltd. Service Division

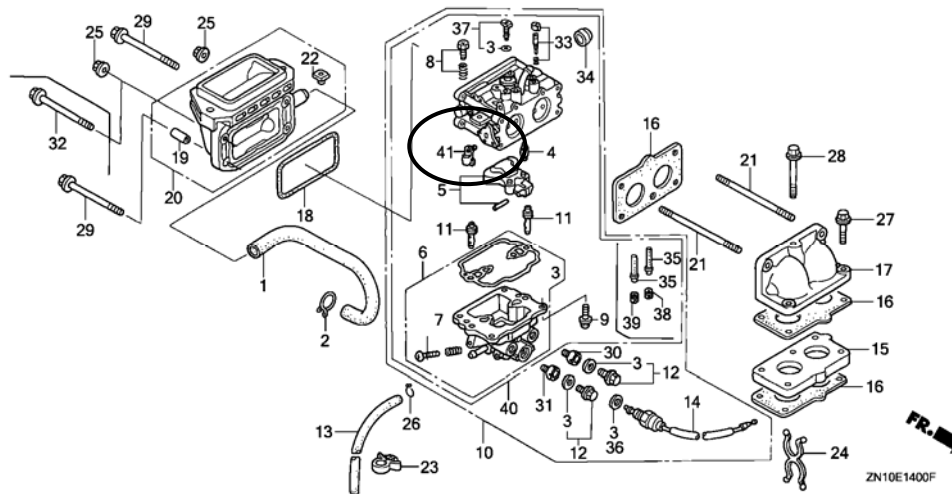
## PARTS CATALOGUE - CORRECTED

Printed in Japan

CODE NO.	BOOKLET TYPE	13ZN10E4
	MICRO-FICHE	13ZN10ED/FD
PARTS CATALOGUE TITLE	GX670 GX670 [PROPANE ENGINE]	
NEWS NO.	003	

Block No.	Ref. No.	Note	Part No.	Description	Reqd. QTY GX670 (1) (2)	Serial No.	Parts catalogue code
-----------	----------	------	----------	-------------	-------------------------------	------------	----------------------

E-14 CARBURETOR (1)



NOTE A:PART NO. CHANGE D:NEWLY PROVIDED E:PART NO.DELETION K:REQUIRED NO. CORRECTION L:APPLICATION SERIAL NO. CORRECTION  
T:APPLICATION CORRECTION Z:REMARKS CHANGE

PARTS CATALOGUE NEWS

BOOKNo. : 13ZN10E4

Block No.	Ref. No.	Note	Part No.	Description	Reqd. QTY		Serial No.	Parts catalogue code		
					GX670 (1)	(2)				
E-14	33	K	16016-ZN1-801	SCREW SET, PILOT .....	2	-	-----	BAF/A, BDW/A, BXC, BXC/A, BXF/A, BXF5/A, BXF9/A, TAB, TAB/A, TAF/A, TAF5/A, TAX1, TAX1/A, TDW/A, TKW, TWF6, TWF6/A, TXA2, TXA2/A, TXF/A, TXF2/A, TXF3/A, TXF4/A, TXF5/A, TXF7, TXF7/A, TXF8/A, TXF9/A, TXW, TXW/A, VXE1, VXE1/A, VXE2/A, VXE4, VXE4/A		
				(CARBURETOR NO.)	2	-	BK01A A	-----	BAF, BDW, BXF, BXF5, BXF9, TAF, TAF5, TDW, TXF, TXF2, TXF3, TXF4, TXF5, TXF8, TXF9	
				(CARBURETOR NO.)	2	-	BK01B B	-----	VXE2	
				JET SET, PILOT, #38 .....	2	-	-----	-----	TXA2, TXA2/A	
	37	K		99204-ZE2-0380	JET SET, PILOT, #40 .....	2	-	-----	BAF/A, BDW/A, BXC, BXC/A, BXF/A, BXF5/A, BXF9/A, TAB, TAB/A, TAF/A, TAF5/A, TAX1, TAX1/A, TDW/A, TKW, TWF6, TWF6/A, TXF/A, TXF2/A, TXF3/A, TXF4/A, TXF5/A, TXF7, TXF7/A, TXF8/A, TXF9/A, TXW, TXW/A, VXE1, VXE1/A, VXE2/A, VXE4, VXE4/A	
					(CARBURETOR NO.)	2	-	BK01A A	-----	BAF, BDW, BXF, BXF5, BXF9, TAF, TAF5, TDW, TXF, TXF2, TXF3, TXF4, TXF5, TXF8, TXF9
					(CARBURETOR NO.)	2	-	BK01B B	-----	VXE2
					JET SET, PILOT, #40 .....	2	-	-----	-----	TXA2, TXA2/A
41	D		16126-ZJ1-841	ARM, THROTTLE LINKAGE .....	1	-	-----	BAF, BAF/A, BDW, BDW/A, BXC, BXC/A, BXF, BXF/A, BXF5, BXF5/A, BXF9, BXF9/A, TAB, TAB/A, TAF, TAF/A, TAF5, TAF5/A, TDW, TDW/A, TKW, TWF6, TWF6/A, TXA2, TXA2/A, TXF, TXF/A, TXF2, TXF2/A, TXF3, TXF3/A, TXF4, TXF4/A, TXF5, TXF5/A, TXF7, TXF7/A, TXF8, TXF8/A, TXF9, TXF9/A, TXW, TXW/A, VXE1, VXE1/A, VXE2, VXE2/A, VXE4, VXE4/A		
				(CARBURETOR NO.)	2	-	BK01A A	-----	BAF, BDW, BXF, BXF5, BXF9, TAF, TAF5, TDW, TXF, TXF2, TXF3, TXF4, TXF5, TXF8, TXF9	
				(CARBURETOR NO.)	2	-	BK01B B	-----	VXE2	
				JET SET, PILOT, #40 .....	2	-	-----	-----	TXA2, TXA2/A	

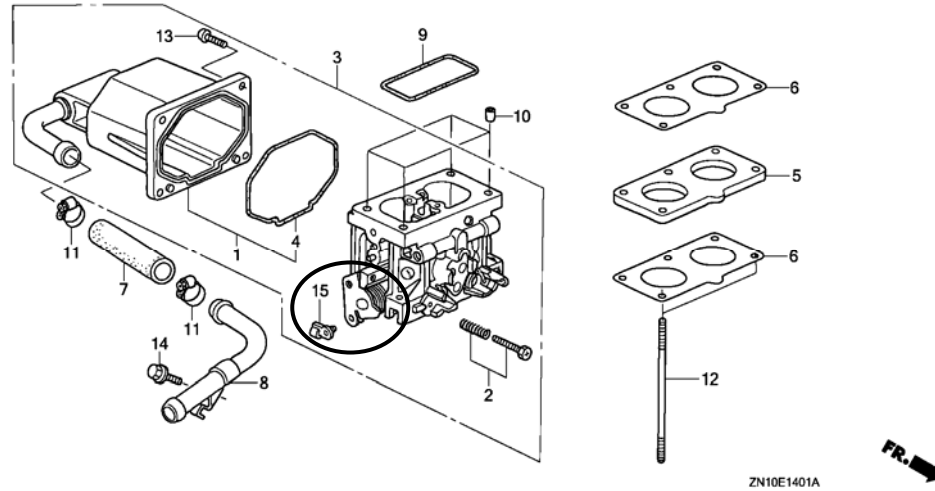
NOTE A:PART NO. CHANGE D:NEWLY PROVIDED E:PART NO.DELETION K:REQUIRED NO. CORRECTION L:APPLICATION SERIAL NO. CORRECTION  
T:APPLICATION CORRECTION Z:REMARKS CHANGE

PARTS CATALOGUE NEWS

BOOKNo. : 13ZN10E4

Block No.	Ref. No.	Note	Part No.	Description	Reqd. QTY GX670 (1) (2)	Serial No.	Parts catalogue code
-----------	----------	------	----------	-------------	-------------------------------	------------	----------------------

E-14-1 CARBURETOR (2)



E-14-1	15	D	16126-ZJ1-841	ARM, THROTTLE LINKAGE .....	- 1		
--------	----	---	---------------	-----------------------------	-----	--	--

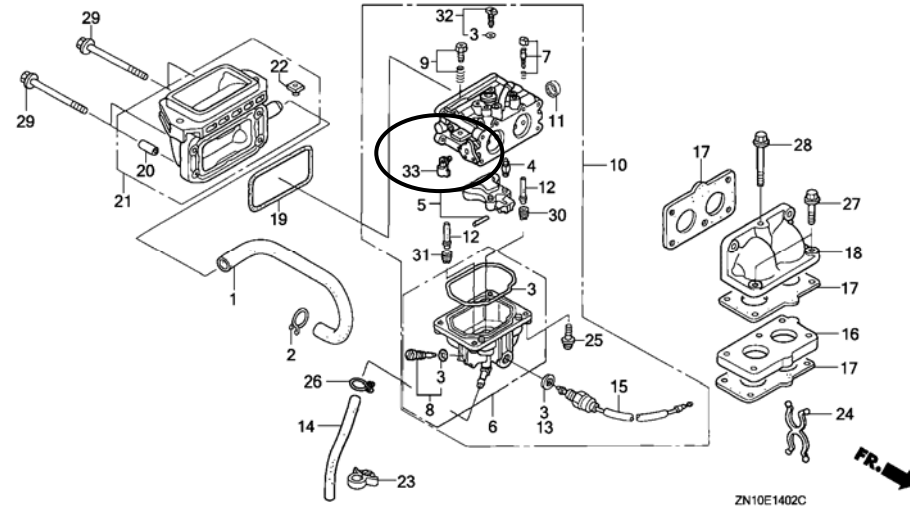
NOTE A:PART NO. CHANGE D:NEWLY PROVIDED E:PART NO.DELETION K:REQUIRED NO. CORRECTION L:APPLICATION SERIAL NO. CORRECTION  
T:APPLICATION CORRECTION Z:REMARKS CHANGE

PARTS CATALOGUE NEWS

BOOKNo. : 13ZN10E4

Block No.	Ref. No.	Note	Part No.	Description	Reqd. QTY GX670 (1) (2)	Serial No.	Parts catalogue code
-----------	----------	------	----------	-------------	-------------------------------	------------	----------------------

E-14-2 CARBURETOR (3)



E-14-2	7	K	16016-ZN1-801	SCREW SET, PILOT .....	2 -	-----	VAB2, VAB2/A
	32	K	99204-ZE2-0380	JET SET, PILOT, #38 .....	2 -	-----	VAB2, VAB2/A
	33	D	16126-ZJ1-841	ARM, THROTTLE LINKAGE .....	1 -	-----	VAB2, VAB2/A

NOTE A:PART NO. CHANGE D:NEWLY PROVIDED E:PART NO.DELETION K:REQUIRED NO. CORRECTION L:APPLICATION SERIAL NO. CORRECTION  
T:APPLICATION CORRECTION Z:REMARKS CHANGE





## PARTS CATALOGUE NEWS

Honda Motor Co., Ltd. Service Division

Printed in Japan

December 16, 2005

CODE NO.	BOOKLET TYPE	13ZN10E4
	MICRO- FICHE	13ZN10ED/FD
PARTS CATALOGUE TITLE	GX670 GX670 [PROPANE ENGINE]	
NEWS NO.	004	

### GX670-TW1 TYPE sales parts information

NOTE: This Parts Catalogue News explains only the parts of the different model that are produced to conform to addition of the GX670-TW1 type.

As for the parts not listed on this Parts Catalogue News, use the parts of the GX670-VAB2 type.

BOOKNo. : 13ZN10E4

## • Models, parts catalogue codes and applicable serial numbers

Model	Type		Parts catalogue type	Applicable engine serial No.	Applicable carburetor identification No.
GX670	VAB2	Base type	VAB2/A	GCAM-1050001~	BK01G A
	TW1	Additional type	TW1		BK01C B

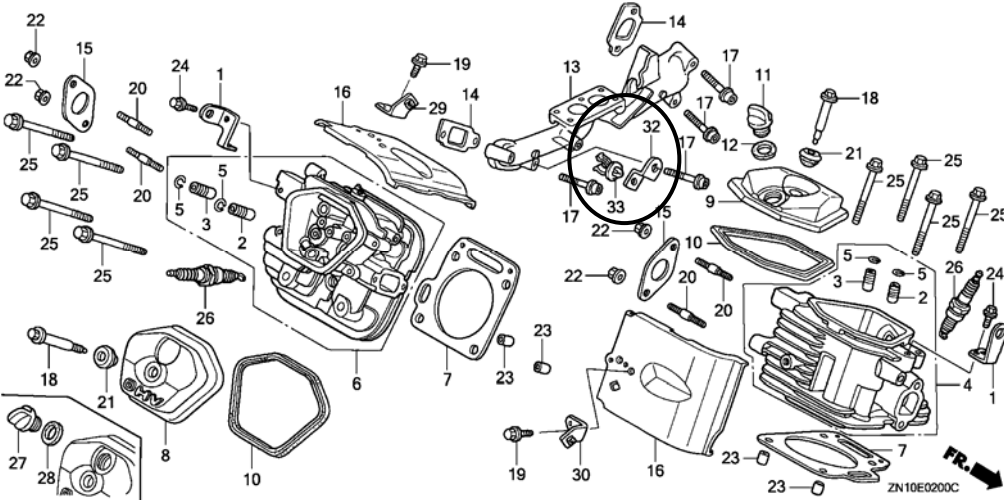
## • Features of each type

		Base type	Additional type
Model		GX670	
Type		VAB2	TW1
Crankshaft	28.575mm Ø Straight		●
	36.5mm Ø Straight		
	5/16" Ø Tapered		
	3/8" Ø Tapered	●	
Air cleaner	Standard	●	●
	Snorkel		
Muffler	High-R		
	High-L		●
Oil alert			
Recoil starter			
Oil cooler		●	●
Control box			
Winter kit			

NOTE A:PART NO. CHANGE D:NEWLY PROVIDED E:PART NO.DELETION K:REQUIRED NO. CORRECTION L:APPLICATION SERIAL NO. CORRECTION  
T:APPLICATION CORRECTION Z:REMARKS CHANGE

PARTS CATALOGUE NEWS

BOOKNo. : 13ZN10E4

Block No.	Ref. No.	Part No.	Description	Reqd. QTY		Base Part No.	Parts catalogue code
				(1)	(2)		
<p style="text-align: center;">E-2                      CYLINDER HEAD</p> 							
E-2	15	18333-ZJ1-000	GASKET, EX. PIPE .....	2	-	18333-ZE3-800	
	32	32112-735-A10	BRACKET, HARNESS CLIP (A) ....	1	-		
	33	90601-ZJ1-851	CLIP, TUBE .....	1	-		
E-3	1	12000-ZN1-407	BARREL ASSY., CYLINDER .....	1	-	12000-ZN1-405	
E-6	1	11300-ZJ1-852	COVER ASSY., CRANKCASE .....	1	-	11300-ZJ1-842	
	11	15655-ZJ1-851	GAUGE COMP., OIL LEVEL .....	1	-	15655-ZJ1-861	

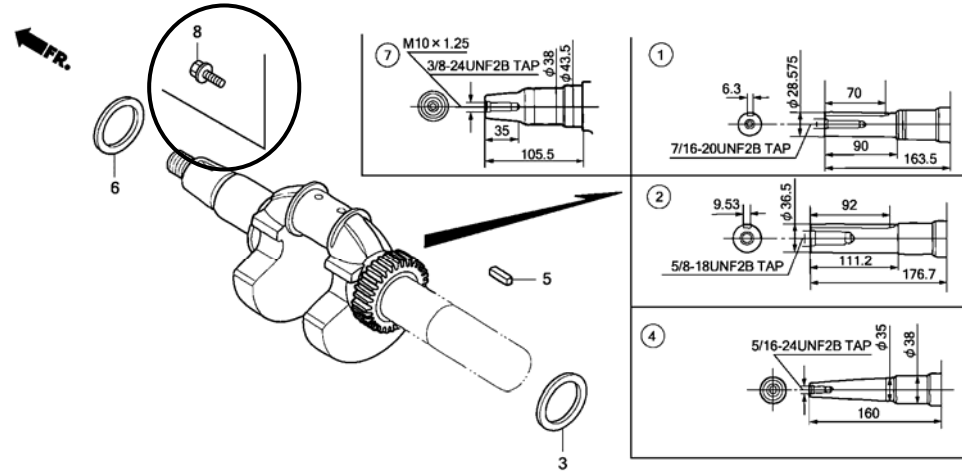
NOTE A:PART NO. CHANGE D:NEWLY PROVIDED E:PART NO.DELETION K:REQUIRED NO. CORRECTION L:APPLICATION SERIAL NO. CORRECTION  
T:APPLICATION CORRECTION Z:REMARKS CHANGE

PARTS CATALOGUE NEWS

BOOKNo. : 13ZN10E4

Block No.	Ref. No.	Part No.	Description	Reqd. QTY	Base Part No.	Parts catalogue code
-----------	----------	----------	-------------	-----------	---------------	----------------------

E-7 CRANKSHAFT



ZN10E0700C

E-7	1	13310-ZN1-000	CRANKSHAFT COMP. ....	1	-	
	5	90745-ZE2-G00	KEY, 6. 3X6. 3X63 ....	1	-	
	7		CRANKSHAFT COMP. ....	0	-	13310-ZN1-U40
	8	90107-751-003	BOLT, FLANGE, 7/16"X28 .....	1	-	
E-12	3	19611-ZJ1-860ZC	COVER, FAN (P. T. O.) *R280*..... POWER RED	1	-	
	21		COVER, FAN (RECOIL STARTER) *R280*..... POWER RED	0	-	19611-ZJ1-850ZC
	27		PROTECTOR, FAN COVER *R280*..... POWER RED	0	-	19621-ZJ1-801ZC

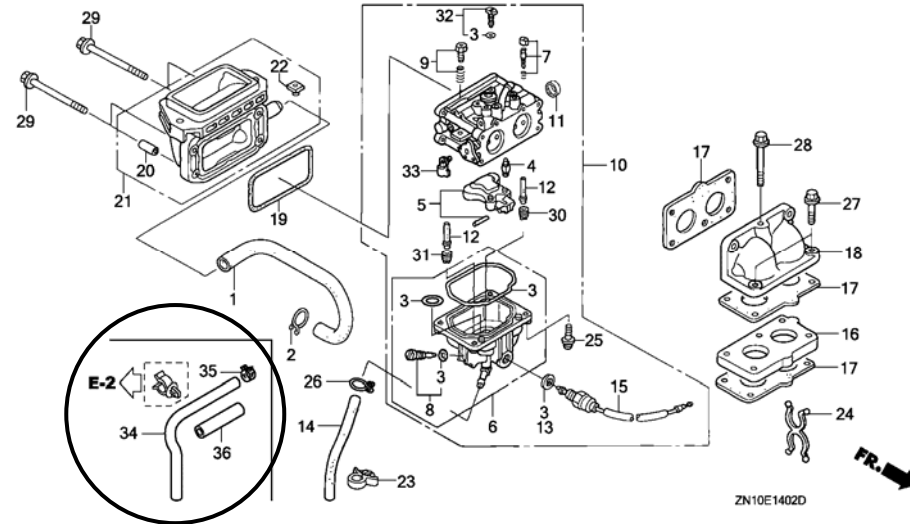
NOTE A:PART NO. CHANGE D:NEWLY PROVIDED E:PART NO.DELETION K:REQUIRED NO. CORRECTION L:APPLICATION SERIAL NO. CORRECTION  
T:APPLICATION CORRECTION Z:REMARKS CHANGE

PARTS CATALOGUE NEWS

BOOKNo. : 13ZN10E4

Block No.	Ref. No.	Part No.	Description	Reqd. QTY GX670 (1) (2)	Base Part No.	Parts catalogue code
-----------	----------	----------	-------------	-------------------------------	---------------	----------------------

E-14-2 CARBURETOR (3)



E-14-2	3	16010-ZN1-H01	GASKET SET .....	1 -	16010-ZN1-801
	6	16015-ZN1-H01	CHAMBER SET, FLOAT .....	1 -	16015-ZN1-801
	8		SCREW SET, DRAIN .....	0 -	16024-124-760
	10	16100-ZN1-H05	CARBURETOR ASSY. (BK01C B) ...	1 -	16100-ZN1-U41
	14		TUBE, DRAIN .....	0 -	16198-ZJ1-840
	26		CLIP, TUBE (B8) .....	0 -	95002-02080
	30	99101-ZH8-0900	JET, MAIN, #90 .....	(1) -	99101-ZH8-0880
		99101-ZH8-0950	JET, MAIN, #95 .....	(1) -	99101-ZH8-0920
		99101-ZH8-1000	JET, MAIN, #100 .....	1 -	99101-ZH8-0980
	31	99101-ZH8-0900	JET, MAIN, #90 .....	(1) -	99101-ZH8-0920
		99101-ZH8-0950	JET, MAIN, #95 .....	(1) -	99101-ZH8-0980
		99101-ZH8-1000	JET, MAIN, #100 .....	1 -	99101-ZH8-1020

NOTE A:PART NO. CHANGE D:NEWLY PROVIDED E:PART NO.DELETION K:REQUIRED NO. CORRECTION L:APPLICATION SERIAL NO. CORRECTION  
T:APPLICATION CORRECTION Z:REMARKS CHANGE

## PARTS CATALOGUE NEWS

BOOKNo. : 13ZN10E4

Block No.	Ref. No.	Part No.	Description	Reqd. QTY		Base Part No.	Parts catalogue code
				GX670 (1)	(2)		
	32	99204-ZE2-0400	JET SET, PILOT, #40 .....	2	-	99204-ZE2-0380	
	34	95001-45740-50	HOSE, FUEL, 4.5X740 (95001-45001-50M)	1	-		
	35	95002-40850-08	CLAMP, TUBE (D8.5) .....	1	-		
	36	95003-36010-20	TUBE, VINYL, 11X13X100 (95003-36001-10M)	1	-		
E-15	1	17210-ZJ1-842	ELEMENT COMP., AIR CLEANER ...	1	-		
	2	17218-ZJ1-840	FILTER, OUTER .....	1	-		
	3	17219-ZJ1-840	CLIP, AIR CLEANER .....	4	-		
	4	17220-ZN1-000	CASE COMP., AIR CLEANER .....	1	-		
	5	17229-ZN1-000	SEAL, AIR CLEANER CASE .....	1	-		
	6	17230-ZJ1-840	COVER ASSY., AIR CLEANER .....	1	-		
	7	17233-ZJ1-840	SEAL, AIR CLEANER COVER .....	1	-		
	8	17234-ZJ1-840	PLATE, AIR CLEANER SETTING ...	1	-		
	9	17238-ZJ4-830	COLLAR A, AIR CLEANER .....	2	-		
	10	90003-ZJ1-840	BOLT, SPECIAL, 5MM .....	2	-		
	11	95701-06028-00	BOLT, FLANGE, 6X28 .....	2	-		
E-16	4		ARRESTER, SPARK .....	(0)	-	18355-ZN1-003	
	5		SCREW, (NELSON) .....	(0)	-	90009-ZJ1-801	
E-16-1	1	18310-ZN1-802	MUFFLER COMP. (HIGH-L) .....	1	-		
	2	18321-ZN1-003	PROTECTOR, MUFFLER .....	1	-		
	3	18338-ZJ1-841	STAY, MUFFLER (HIGH) .....	1	-		
	4		ARRESTER, SPARK .....	(0)	-	18355-ZN1-003	
	5		SCREW, (NELSON) .....	(0)	-	90009-ZJ1-801	
	6	95701-06008-00	BOLT, FLANGE, 6X8 .....	6	-		

NOTE A:PART NO. CHANGE D:NEWLY PROVIDED E:PART NO.DELETION K:REQUIRED NO. CORRECTION L:APPLICATION SERIAL NO. CORRECTION  
T:APPLICATION CORRECTION Z:REMARKS CHANGE

## PARTS CATALOGUE NEWS

BOOKNo. :13ZN10E4

Block No.	Ref. No.	Part No.	Description	Reqd. QTY		Base Part No.	Parts catalogue code
				GX670 (1)	(2)		
	7	95701-08014-00	BOLT, FLANGE, 8X14 .....	4	-		
	8	95701-08020-00	BOLT, FLANGE, 8X20 .....	4	-		
E-18	1		PUMP ASSY., FUEL .....	0	-	16700-ZL8-013	
	2		STAY, FUEL PUMP .....	0	-	16711-ZJ1-840	
	3		TUBE, FUEL .....	0	-	16851-ZN1-000	
	4		TUBE B, FUEL .....	0	-	16852-ZJ1-840	
	5		TUBE, DIAPHRAGM .....	0	-	16882-ZJ1-840	
	6		STRAINER COMP., FUEL .....	0	-	16910-ZE8-015	
	7		GROMMET, RESERVE TANK .....	0	-	19111-MF5-000	
	8		BOLT, FLANGE, 6X14 (CT200) ....	0	-	90014-952-000	
	9		CLIP, WIRE HARNESS .....	0	-	90617-SA0-003	
	10		GROMMET, PUMP STAY .....	0	-	91601-ZJ1-840	
	11		SCREW-WASHER, 6X16 .....	0	-	93894-06016-00	
	12		CLIP, TUBE (B8) .....	0	-	95002-02080	
	13		CLIP, TUBE (B10) .....	0	-	95002-02100	
	14		CLIP, TUBE (B8) .....	0	-	95002-02080	
	15		CLIP, TUBE (C11) .....	0	-	95002-70000	
	16		CLIP, TUBE (B10) .....	0	-	95002-02100	
E-18-1	1	16910-ZE8-015	STRAINER COMP., FUEL .....	1	-		
	2	17118-ZN1-H00	BRACKET, CLIP .....	1	-		
	3	17701-ZE7-W00	TUBE, FUEL TANK .....	1	-		
	4	90617-SA0-003	CLIP, WIRE HARNESS .....	1	-		
	5	91594-SR3-911	CLAMP, PURGE HOSE .....	1	-		
	6	95002-02080	CLIP, TUBE (B8) .....	1	-		

NOTE A:PART NO. CHANGE D:NEWLY PROVIDED E:PART NO.DELETION K:REQUIRED NO. CORRECTION L:APPLICATION SERIAL NO. CORRECTION  
T:APPLICATION CORRECTION Z:REMARKS CHANGE

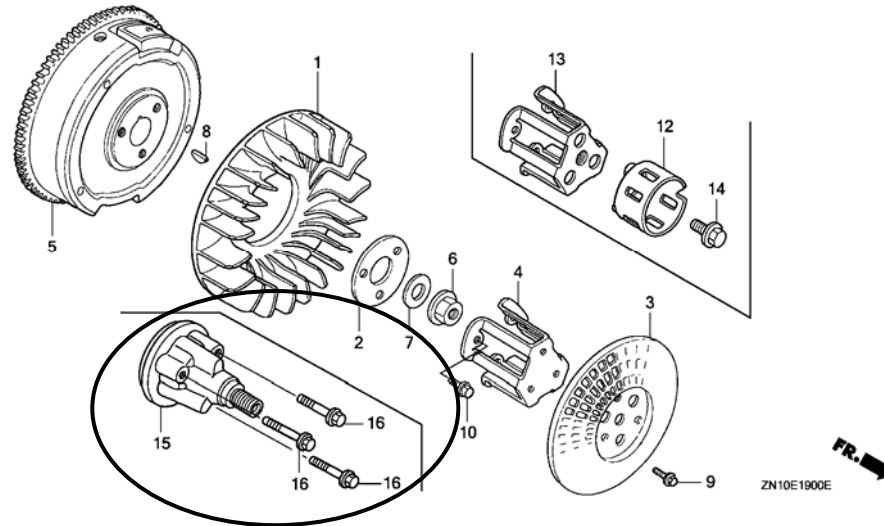
PARTS CATALOGUE NEWS

BOOKNo. : 13ZN10E4

Block No.	Ref. No.	Part No.	Description	Reqd. QTY		Base Part No.	Parts catalogue code
				(1)	(2)		
	7	95002-50000	CLIP, TUBE (C9) .....	1	-		
	8	95003-25023-20	TUBE, VINYL, 9X11X230 (95003-25001-10M)	1	-		

E-19 FLYWHEEL

Ref. No.	(Relative ref. Number)	F. R. T.
15	2141H3 SHAFT, POWER TAKE OFF :FRONT	0.5



E-19	3	GRID, SCREEN .....	0	-	28452-ZJ1-801
	4	HOLDER, SCREEN GRID .....	0	-	28454-ZJ1-801
	9	BOLT, FLANGE, 6X12 .....	0	-	95701-06012-00
	10	BOLT, FLANGE, 8X16 .....	0	-	95701-08016-00
	15	23311-ZJ1-850 SHAFT, FR. P. T. O. (HS) .....	1	-	
	16	90111-KT0-670 BOLT, FLANGE, 8X50 .....	3	-	

NOTE A:PART NO. CHANGE D:NEWLY PROVIDED E:PART NO.DELETION K:REQUIRED NO. CORRECTION L:APPLICATION SERIAL NO. CORRECTION  
T:APPLICATION CORRECTION Z:REMARKS CHANGE

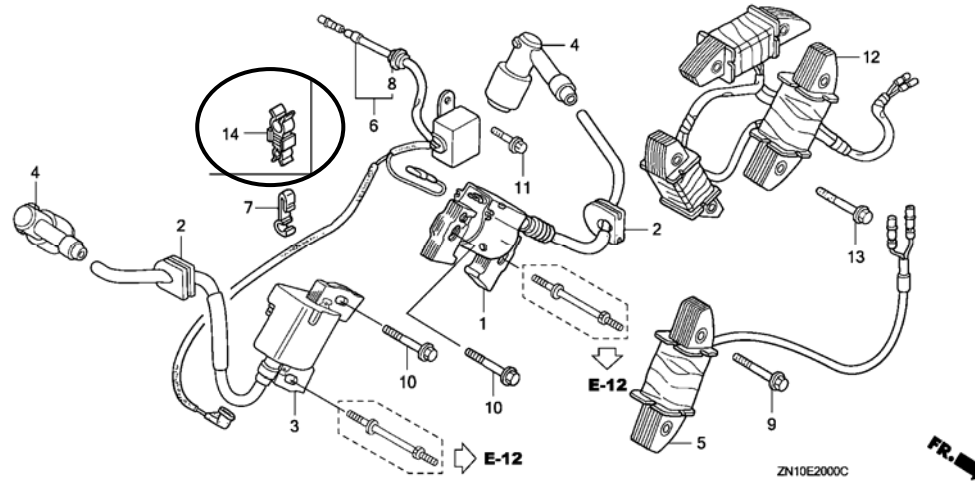


PARTS CATALOGUE NEWS

BOOKNo. : 13ZN10E4

Block No.	Ref. No.	Part No.	Description	Reqd. QTY GX670 (1) (2)	Base Part No.	Parts catalogue code
-----------	----------	----------	-------------	-------------------------------	---------------	----------------------

E-20 IGNITION COIL



E-20	7		CLAMP, CORD .....	0 -	32763-PA0-000	
	14	91403-ZJ1-851	CLIP, HARNESS .....	1 -		

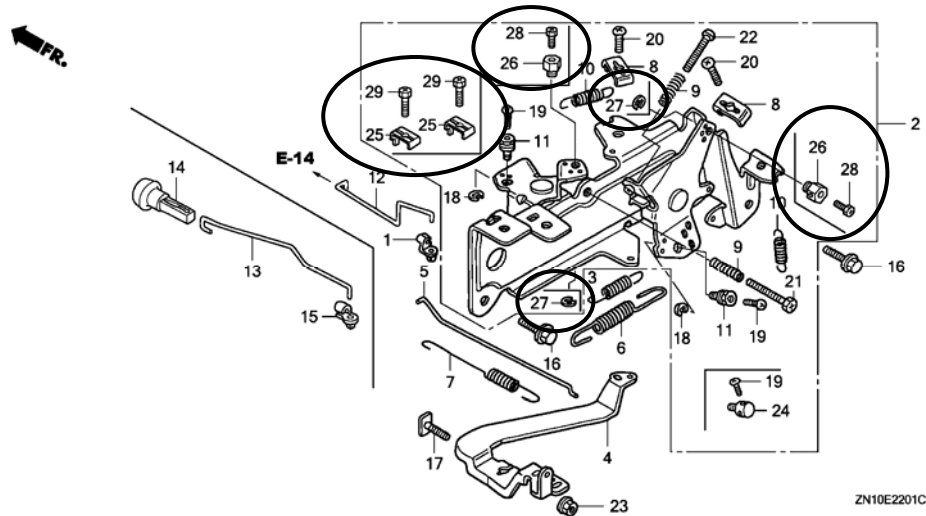
NOTE A:PART NO. CHANGE D:NEWLY PROVIDED E:PART NO.DELETION K:REQUIRED NO. CORRECTION L:APPLICATION SERIAL NO. CORRECTION  
T:APPLICATION CORRECTION Z:REMARKS CHANGE

PARTS CATALOGUE NEWS

BOOKNo. : 13ZN10E4

Block No.	Ref. No.	Part No.	Description	Reqd. QTY	Base Part No.	Parts catalogue code
-----------	----------	----------	-------------	-----------	---------------	----------------------

E-22-1 CONTROL (2)



E-22-1	2	16500-ZJ1-910	CONTROL ASSY. ....	1	-	16500-ZJ1-861
	8		HOLDER, CABLE ....	0	-	16576-891-000
	11		HOLDER, WIRE ....	0	-	16594-883-010
	18		CIRCLIP, 5MM ....	0	-	90605-230-000
	19		BOLT, RECESSED, 4X6 ....	0	-	92301-04006-0H
	20		BOLT, RECESSED, 5X16 ....	0	-	92301-05016-0A
	24		HOLDER, CABLE ....	0	-	16617-ZJ1-840
	25	16576-891-000	HOLDER, CABLE ....	2	-	
	26	16594-883-010	HOLDER, WIRE ....	2	-	
	27	90605-230-000	CIRCLIP, 5MM ....	2	-	
	28	92301-04006-0H	BOLT, RECESSED, 4X6 ....	2	-	
	29	92301-05016-0A	BOLT, RECESSED, 5X16 ....	2	-	

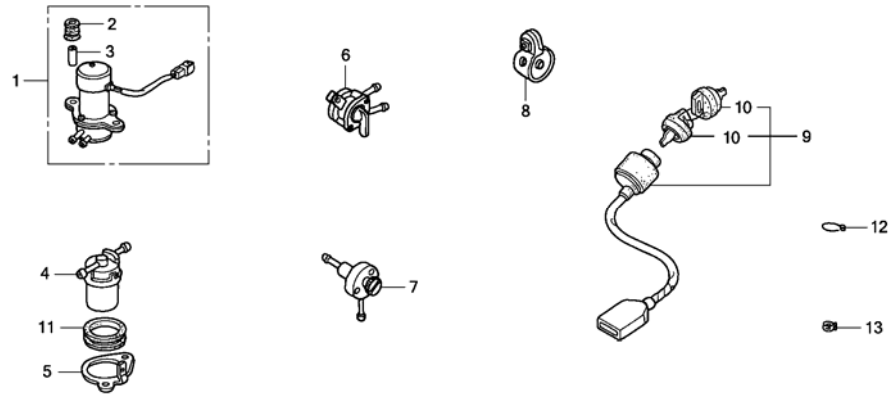
NOTE A:PART NO. CHANGE D:NEWLY PROVIDED E:PART NO.DELETION K:REQUIRED NO. CORRECTION L:APPLICATION SERIAL NO. CORRECTION  
T:APPLICATION CORRECTION Z:REMARKS CHANGE

PARTS CATALOGUE NEWS

BOOKNo. : 13ZN10E4

Block No.	Ref. No.	Part No.	Description	Reqd. QTY		Base Part No.	Parts catalogue code
				(1) GX670	(2)		
E-23	5		HARNESS ASSY., SUB WIRE .....	0	-	32105-ZJ1-800	
E-28	2		LABEL, SPECIFICATION (GX670) .	0	-	87152-ZN1-010	
E-29	1	99004-21003	WRENCH, BOX (P21) .....	1	-		
	2	89219-805-000	HANDLE, BOX WRENCH .....	1	-		

E-40-2 COMBINATION SWITCH/FUEL PUMP (2)



ZN10E4002

E-40-2	1	16700-ZA0-971	PUMP ASSY., FUEL (ELECTROMAGNETIC)	1	-		
	2	16711-679-000	RUBBER, FUEL PUMP MOUNTING ...	2	-		
	3	16712-657-300	COLLAR, FUEL PUMP DISTANCE ...	2	-		
	4	16900-SA5-004	STRAINER COMP., FUEL (TOYO ROKI)	1	-		
	5	16914-ZW1-000	STAY, FUEL STRAINER .....	1	-		
	6	16950-797-A01	COCK ASSY., FUEL .....	1	-		
	7	16980-797-A01	SCREW COMP., FUEL DRAIN .....	1	-		

NOTE A:PART NO. CHANGE D:NEWLY PROVIDED E:PART NO.DELETION K:REQUIRED NO. CORRECTION L:APPLICATION SERIAL NO. CORRECTION  
T:APPLICATION CORRECTION Z:REMARKS CHANGE

## PARTS CATALOGUE NEWS

BOOKNo. : 13ZN10E4

Block No.	Ref. No.	Part No.	Description	Reqd. QTY		Base Part No.	Parts catalogue code
				GX670 (1)	(2)		
	8	18373-ML0-000	BAND, R. EX. PIPE .....	1	-		
	9	35100-768-S01	SWITCH ASSY., COMBINATION ....	1	-		
	10	35110-736-612	KEY ASSY., COMBINATION SWITCH	2	-		
	11	40146-ZV5-000	GROMMET, FUEL STRAINER .....	1	-		
	12	95002-41050-08	CLAMP, TUBE (D10.5) .....	5	-		
	13	95002-41200-08	CLAMP, TUBE (D12) .....	3	-		

NOTE A:PART NO. CHANGE D:NEWLY PROVIDED E:PART NO.DELETION K:REQUIRED NO. CORRECTION L:APPLICATION SERIAL NO. CORRECTION  
T:APPLICATION CORRECTION Z:REMARKS CHANGE



# PARTS CATALOGUE NEWS

Honda Motor Co., Ltd. Service Division

## PARTS CATALOGUE - CORRECTED

Printed in Japan

CODE NO.	BOOKLET TYPE	13ZN10E4
	MICRO- FICHE	13ZN10ED/FD
PARTS CATALOGUE TITLE	GX670 GX670 [PROPANE ENGINE]	
NEWS NO.	005	

Block No.	Ref. No.	Note	Part No.	Description	Reqd. QTY		Serial No.	Parts catalogue code
					(1)	(2)		
E-28	8	L	87135-ZE2-020	LABEL, E-SPEC (15. 5X27. 5) . . . .	1	-	-----	VXE1
					1	-	-----	1027432 TWF6
					1	-	-----	1054491 TAB/A, TAF5/A, TAX1/A, TKW, TXF3/A, TXF8/A, TXW/A, VXE1/A
					1	-	1017383 -----	TAB, TAF5, TAX1, TXF3, TXF8, TXW
					1	-	1017383 1027432	BXF, TXF
					1	-	1017383 1029791	BXF5, BXF9, TXF4, TXF5, TXF9

NOTE A:PART NO. CHANGE D:NEWLY PROVIDED E:PART NO.DELETION K:REQUIRED NO. CORRECTION L:APPLICATION SERIAL NO. CORRECTION  
T:APPLICATION CORRECTION Z:REMARKS CHANGE



# PARTS CATALOGUE NEWS

Honda Motor Co., Ltd. Service Division

## PARTS CATALOGUE - CORRECTED

Printed in Japan

CODE NO.	BOOKLET TYPE	13ZN10E4
	MICRO-FICHE	13ZN10ED/FD
PARTS CATALOGUE TITLE	GX670 GX670 [PROPANE ENGINE]	
NEWS NO.	006	

Block No.	Ref. No.	Note	Part No.	Description	Reqd. QTY		Serial No.	Parts catalogue code
					GX670 (1)	(2)		
E-6	1		11300-ZJ1-842	COVER ASSY., CRANKCASE .....	1	-	----- 1054661	TKW
					1	-	1050748 1054661	BAF/A, BDW/A, BXC/A, BXF/A, BXF5/A, BXF9/A, TAB/A, TAF/A, TAF5/A TAX1/A, TDW/A, TWF6/A, TXA2/A, TXF/A, TXF2/A, TXF3/A, TXF4/A TXF5/A, TXF7/A, TXF8/A, TXF9/A, TXW/A, VAB2/A, VXE1/A, VXE2/A VXE4/A
	A	11300-ZJ1-843	.....	-	1	1010162 1011085	VXC/A, VXC2/A	
				1	-	1054662 -----	BAF/A, BDW/A, BXC/A, BXF/A, BXF5/A, BXF9/A, TAB/A, TAF/A, TAF5/A TAX1/A, TDW/A, TKW, TWF6/A, TXA2/A, TXF/A, TXF2/A, TXF3/A, TXF4/A TXF5/A, TXF7/A, TXF8/A, TXF9/A, TXW/A, VAB2/A, VXE1/A, VXE2/A VXE4/A	
4			15120-ZJ1-000	COVER ASSY., OIL PUMP (TWO BOLTS)	-	1	1011086 -----	VXC/A, VXC2/A
					1	1	----- -----	BAF, BDW, BXC, BXF, BXF5, BXF9, TAB, TAF, TAF5, TAX1, TDW, TWF6, TW1 TXA2, TXF, TXF2, TXF3, TXF4, TXF5, TXF7, TXF8, TXF9, TXW, VAB2, VXC VXC2, VXE1, VXE2, VXE4
					1	-	----- 1054661	BAF/A, BDW/A, BXC/A, BXF/A, BXF5/A, BXF9/A, TAB/A, TAF/A, TAF5/A TAX1/A, TDW/A, TKW, TWF6/A, TXA2/A, TXF/A, TXF2/A, TXF3/A, TXF4/A TXF5/A, TXF7/A, TXF8/A, TXF9/A, TXW/A, VAB2/A, VXE1/A, VXE2/A VXE4/A

NOTE A:PART NO. CHANGE D:NEWLY PROVIDED E:PART NO.DELETION K:REQUIRED NO. CORRECTION L:APPLICATION SERIAL NO. CORRECTION  
T:APPLICATION CORRECTION Z:REMARKS CHANGE

PARTS CATALOGUE NEWS

BOOKNo. : 13ZN10E4

Block No.	Ref. No.	Note	Part No.	Description	Reqd. QTY		Serial No.	Parts catalogue code
					Gx670 (1)	(2)		
					-	1	----- 1011085	VXC/A, VXC2/A
		A	15120-ZJ1-010	COVER ASSY., OIL PUMP (THREE BOLTS)	1	-	1054662 -----	BAF/A, BDW/A, BXC/A, BXF/A, BXF5/A, BXF9/A, TAB/A, TAF/A, TAF5/A TAX1/A, TDW/A, TKW, TWF6/A, TXA2/A, TXF/A, TXF2/A, TXF3/A, TXF4/A TXF5/A, TXF7/A, TXF8/A, TXF9/A, TXW/A, VAB2/A, VXE1/A, VXE2/A VXE4/A
					-	1	1011086 -----	VXC/A, VXC2/A
	28	K	96600-06016-00	BOLT, SOCKET, 6X16 .....	2	2	----- -----	BAF, BDW, BXC, BXF, BXF5, BXF9, TAB, TAF, TAF5, TAX1, TDW, TWF6, TXA2 TXF, TXF2, TXF3, TXF4, TXF5, TXF7, TXF8, TXF9, TXW, VAB2, VXC, VXC2 VXE1, VXE2, VXE4
					2	-	----- 1054661	BAF/A, BDW/A, BXC/A, BXF/A, BXF5/A, BXF9/A, TAB/A, TAF/A, TAF5/A TAX1/A, TDW/A, TKW, TWF6/A, TW1, TXA2/A, TXF/A, TXF2/A, TXF3/A TXF4/A, TXF5/A, TXF7/A, TXF8/A, TXF9/A, TXW/A, VAB2/A, VXE1/A VXE2/A, VXE4/A
					-	2	----- 1011085	VXC/A, VXC2/A
					3	-	1054662 -----	BAF/A, BDW/A, BXC/A, BXF/A, BXF5/A, BXF9/A, TAB/A, TAF/A, TAF5/A TAX1/A, TDW/A, TKW, TWF6/A, TW1, TXA2/A, TXF/A, TXF2/A, TXF3/A TXF4/A, TXF5/A, TXF7/A, TXF8/A, TXF9/A, TXW/A, VAB2/A, VXE1/A VXE2/A, VXE4/A
					-	3	1011086 -----	VXC/A, VXC2/A

NOTE A:PART NO. CHANGE D:NEWLY PROVIDED E:PART NO.DELETION K:REQUIRED NO. CORRECTION L:APPLICATION SERIAL NO. CORRECTION  
T:APPLICATION CORRECTION Z:REMARKS CHANGE



# PARTS CATALOGUE NEWS

Honda Motor Co., Ltd. Service Division

## PARTS CATALOGUE - CORRECTED

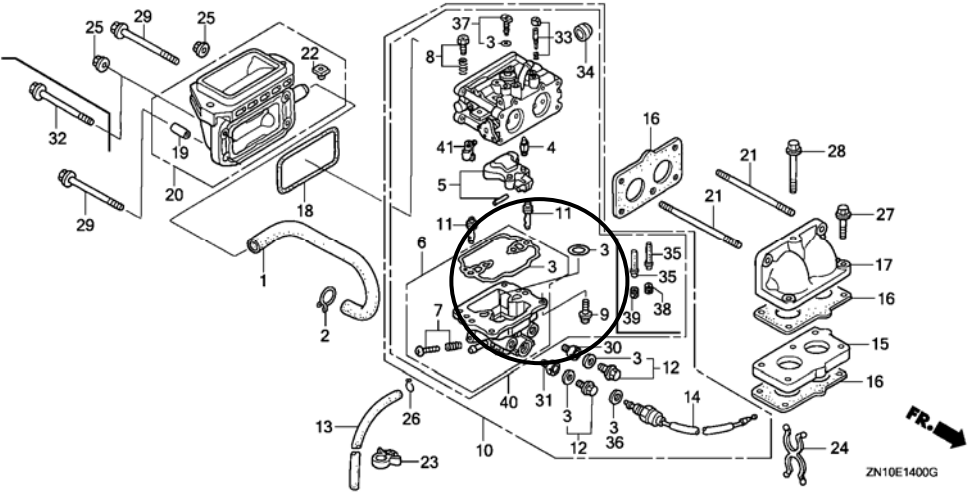
Printed in Japan

CODE NO.	BOOKLET TYPE	13ZN10E4
	MICRO-FICHE	13ZN10ED/FD
PARTS CATALOGUE TITLE	GX670 GX670 [PROPANE ENGINE]	
NEWS NO.	007	

Block No.	Ref. No.	Note	Part No.	Description	Reqd. QTY GX670 (1) (2)	Serial No.	Parts catalogue code
-----------	----------	------	----------	-------------	-------------------------------	------------	----------------------

E-14 CARBURETOR (1)

ILLUSTRATION CORRECTED



NOTE A:PART NO. CHANGE D:NEWLY PROVIDED E:PART NO.DELETION K:REQUIRED NO. CORRECTION L:APPLICATION SERIAL NO. CORRECTION  
T:APPLICATION CORRECTION Z:REMARKS CHANGE

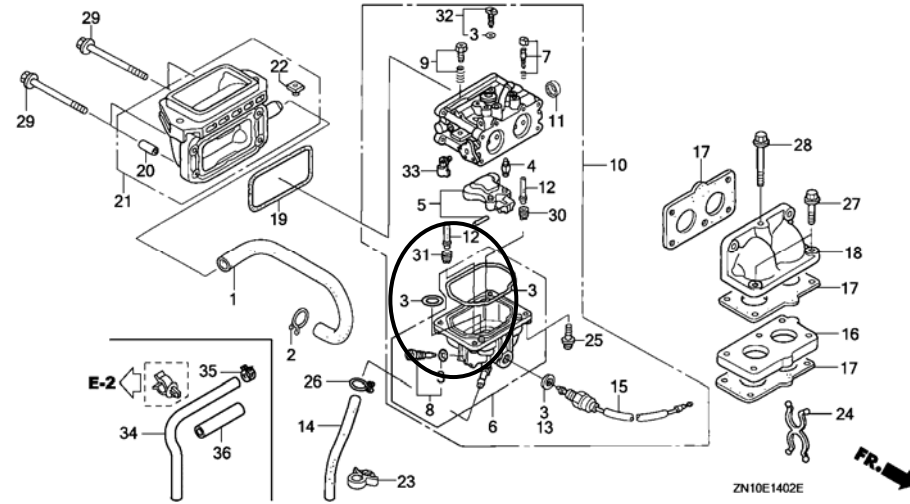


BOOKNo. : 13ZN10E4

Block No.	Ref. No.	Note	Part No.	Description	Reqd. QTY GX670 (1) (2)	Serial No.	Parts catalogue code
-----------	----------	------	----------	-------------	-------------------------------	------------	----------------------

E-14-2 CARBURETOR (3)

**ILLUSTRATION CORRECTED**



NOTE A:PART NO. CHANGE D:NEWLY PROVIDED E:PART NO.DELETION K:REQUIRED NO. CORRECTION L:APPLICATION SERIAL NO. CORRECTION  
T:APPLICATION CORRECTION Z:REMARKS CHANGE

April 21, 2006



## PARTS CATALOGUE NEWS

Honda Motor Co., Ltd. Service Division

Printed in Japan

CODE NO.	BOOKLET TYPE	13ZN10E4
	MICRO- FICHE	13ZN10ED/FD
PARTS CATALOGUE TITLE	GX670 GX670 [PROPANE ENGINE]	
NEWS NO.	008	

### GX670-TKW1 TYPE sales information

NOTE: This Parts Catalogue News explains only the parts of the different model that are produced to conform to addition of the GX670-TKW1 type.

As for the parts not listed on this Parts Catalogue News, use the parts of the GX670-TKW type.

▪ **Models,parts catalogue codes and applicable serial numbers**

Model	Type		Parts catalogue type	Applicable engine serial No.	Applicable carburetor identification No.
GX670	TKW	Base type	TKW	GCAM-1050001~	BK01A A
	TKW1	Additional type	TKW1		

BOOKNo. : 13ZN10E4

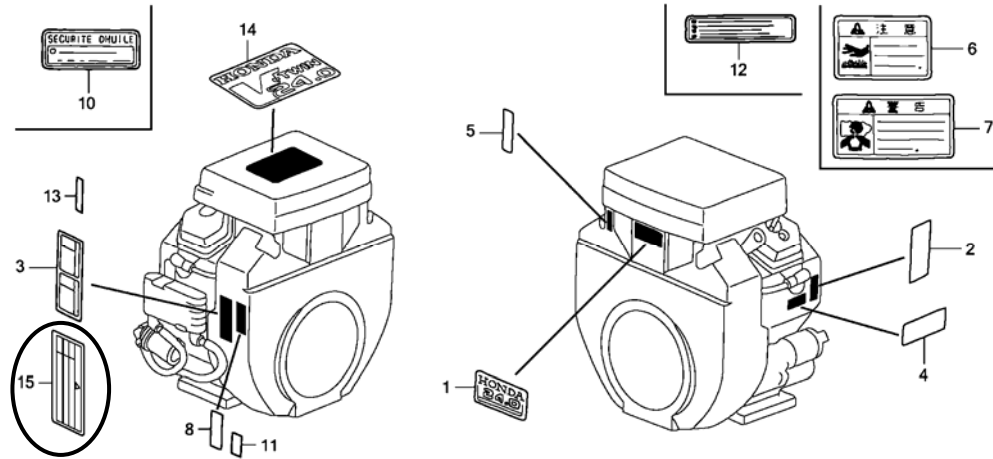
• Features of each type		Base type	Additional type
Model		GX670 (1)	
Specifications		Type	TKW TKW1
Crankshaft	28.575mm Ø Straight	●	●
	36.5mm Ø Straight		
	5/16" Ø Tapered		
	3/8" Ø Tapered		
Air cleaner	Standard	●	●
	Snorkel		
Muffler	High-R	(●)	(●)
	High-L	(●)	(●)
Oil alert			
Recoil starter			
Oil cooler		●	●
Control box		●	●
Winter kit			

PARTS CATALOGUE NEWS

BOOKNo. : 13ZN10E4

Block No.	Ref. No.	Part No.	Description	Reqd. QTY	Base Part No.	Parts catalogue code
				GX670 (1) (2)		

E-28 LABEL



ZN10E2800E

E-28	15	87516-ZM7-801	MARK, OPERATOR CAUTION .....	1	-
------	----	---------------	------------------------------	---	---



# PARTS CATALOGUE NEWS

Honda Motor Co., Ltd. Service Division

## PARTS CATALOGUE - CORRECTED

Printed in Japan

CODE NO.	BOOKLET TYPE	13ZN10E4
	MICRO-FICHE	13ZN10ED/FD
PARTS CATALOGUE NEWS	GX670 GX670 [PROPANE ENGINE]	
NEWS NO.	009	

Block No.	Ref. No.	Note	Part No.	Description	Reqd. QTY		Serial No.	Parts catalogue code
					(1)	(2)		
E-3	10		37240-ZG5-004	SWITCH, OIL PRESSURE .....	1	-	----- 1054710	TKW, TW1
					1	-	1050990 -----	BAF/A, TAF/A, VAB2/A
					1	-	1050990 1054710	TAB/A, TAF5/A, TXF3/A
	A	35490-Z6D-003	SWITCH ASSY., OIL PRESSURE ...	1	-	1054711 -----	TAB/A, TAF5/A, TKW, TW1, TXF3/A	
				1	-	-----	TKW1	
	11	90002-ZG5-004	SCREW-WASHER, 4X8 .....	1	1	-----	-----	BAF, BAF/A, TAB, TAF, TAF/A, TAF5, TXF3, VAB2, VAB2/A, VXC, VXC/A
				1	-	----- 1054710	TAB/A, TAF5/A, TKW, TW1, TXF3/A	
	A	90002-ZW2-F01	.....	1	-	1054711 -----	TAB/A, TAF5/A, TKW, TW1, TXF3/A	
				1	-	-----	TKW1	

NOTE A:PART NO. CHANGE D:NEWLY PROVIDED E:PART NO.DELETION K:REQUIRED NO. CORRECTION L:APPLICATION SERIAL NO. CORRECTION  
T:APPLICATION CORRECTION Z:REMARKS CHANGE



# PARTS CATALOGUE NEWS

Honda Motor Co., Ltd. Service Division

## PARTS CATALOGUE - CORRECTED

Printed in Japan

CODE NO.	BOOKLET TYPE	13ZN10E4
	MICRO-FICHE	13ZN10ED/FD
PARTS CATALOGUE NEWS	GX670 GX670 [PROPANE ENGINE]	
NEWS NO.	010	

Block No.	Ref. No.	Note	Part No.	Description	Reqd. QTY		Serial No.	Parts catalogue code
					GX670 (1)	(2)		
E-3	10	L	37240-ZG3-E01	SWITCH, OIL PRESSURE .....	1	1	-----	BAF, TAB, TAF, TAF5, TXF3, VAB2, VXC
					1	-	-----	1050989 BAF/A, TAB/A, TAF/A, TAF5/A, TXF3/A, VAB2/A
					-	1	-----	1010161 VXC/A
					1	-	-----	1054710 TKW, TW1
					1	-	-----	1050990 BAF/A, TAF/A, VAB2/A
	11	L	90002-ZG5-004	SCREW-WASHER, 4X8 .....	1	1	-----	BAF, BAF/A, TAB, TAF, TAF/A, TAF5, TXF3, VAB2, VAB2/A, VXC
					1	-	-----	1054710 TAB/A, TAF5/A, TKW, TW1, TXF3/A
					-	1	-----	1011517 VXC/A
					1	-	-----	1054711 TAB/A, TAF5/A, TKW, TW1, TXF3/A
					-	1	-----	1011518 VXC/A

NOTE A:PART NO. CHANGE D:NEWLY PROVIDED E:PART NO.DELETION K:REQUIRED NO. CORRECTION L:APPLICATION SERIAL NO. CORRECTION  
T:APPLICATION CORRECTION Z:REMARKS CHANGE

PARTS CATALOGUE NEWS

BOOKNo. : 13ZN10E4

Block No.	Ref. No.	Note	Part No.	Description	Reqd. QTY		Serial No.	Parts catalogue code
					GX670 (1)	(2)		
		T	90002-ZW2-F01	.....	1	-	-----	TKW1
					1	-	1054711 -----	TAB/A, TAF5/A, TKW, TW1, TXF3/A
					-	1	1011518 -----	VXC/A

NOTE A:PART NO. CHANGE D:NEWLY PROVIDED E:PART NO.DELETION K:REQUIRED NO. CORRECTION L:APPLICATION SERIAL NO. CORRECTION  
T:APPLICATION CORRECTION Z:REMARKS CHANGE





# PARTS CATALOGUE NEWS

Honda Motor Co., Ltd. Service Division

## PARTS CATALOGUE - CORRECTED

Printed in Japan

CODE NO.	BOOKLET TYPE	13ZN10E4
	MICRO-FICHE	13ZN10ED/FD
PARTS CATALOGUE NEWS	GX670 GX670 [PROPANE ENGINE]	
NEWS NO.	011	

Block No.	Ref. No.	Note	Part No.	Description	Reqd. QTY		Serial No.	Parts catalogue code
					(1)	(2)		
E-6	1		11300-ZJ1-852	COVER ASSY., CRANKCASE .....	1	-	----- 1054661	TW1
	A		11300-ZJ1-853	.....	1	-	1054662 -----	TW1
	4	L	15120-ZJ1-000	COVER ASSY., OIL PUMP (TWO BOLTS)	1	1	-----	BAF, BDW, BXC, BXF, BXF5, BXF9, TAB, TAF, TAF5, TAX1, TDW, TWF6, TXA2 TXF, TXF2, TXF3, TXF4, TXF5, TXF7, TXF8, TXF9, TXW, VAB2, VXC, VXC2 VXE1, VXE2, VXE4
					1	-	----- 1054661	BAF/A, BDW/A, BXC/A, BXF/A, BXF5/A, BXF9/A, TAB/A, TAF/A, TAF5/A TAX1/A, TDW/A, TKW, TWF6/A, TW1, TXA2/A, TXF/A, TXF2/A, TXF3/A TXF4/A, TXF5/A, TXF7/A, TXF8/A, TXF9/A, TXW/A, VAB2/A, VXE1/A VXE2/A, VXE4/A
					-	1	----- 1011085	VXC/A, VXC2/A
	T		15120-ZJ1-010	COVER ASSY., OIL PUMP (THREE BOLTS)	1	-	-----	TKW1
					1	-	1054662 -----	BAF/A, BDW/A, BXC/A, BXF/A, BXF5/A, BXF9/A, TAB/A, TAF/A, TAF5/A TAX1/A, TDW/A, TKW, TWF6/A, TW1, TXA2/A, TXF/A, TXF2/A, TXF3/A TXF4/A, TXF5/A, TXF7/A, TXF8/A, TXF9/A, TXW/A, VAB2/A, VXE1/A VXE2/A, VXE4/A
					-	1	1011086 -----	VXC/A, VXC2/A

NOTE A:PART NO. CHANGE D:NEWLY PROVIDED E:PART NO.DELETION K:REQUIRED NO. CORRECTION L:APPLICATION SERIAL NO. CORRECTION  
T:APPLICATION CORRECTION Z:REMARKS CHANGE

PARTS CATALOGUE NEWS

BOOKNo. : 13ZN10E4

Block No.	Ref. No.	Note	Part No.	Description	Reqd. QTY		Serial No.	Parts catalogue code
					GX670 (1)	(2)		
E-14-1	11		19506-KA4-000	CLAMP, WATER HOSE .....	-	2	-----	VXC, VXC2
					-	2	-----	1011085 VXC/A, VXC2/A
		A	19505-KS6-700	CLAMP A, WATER HOSE .....	-	2	1011086 -----	VXC/A, VXC2/A

NOTE A:PART NO. CHANGE D:NEWLY PROVIDED E:PART NO.DELETION K:REQUIRED NO. CORRECTION L:APPLICATION SERIAL NO. CORRECTION  
T:APPLICATION CORRECTION Z:REMARKS CHANGE



# PARTS CATALOGUE NEWS

Honda Motor Co., Ltd. Service Division

## PARTS CATALOGUE - CORRECTED

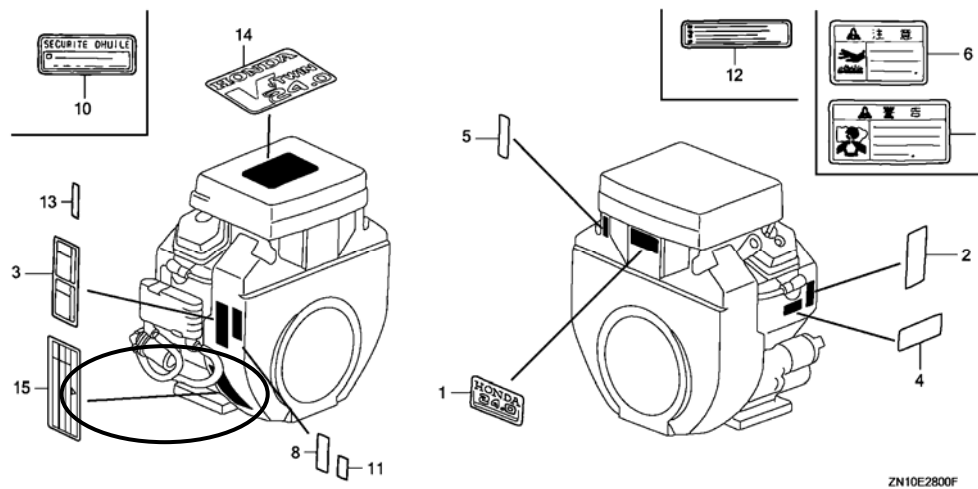
Printed in Japan

CODE NO.	BOOKLET TYPE	13ZN10E4
	MICRO-FICHE	13ZN10ED/FD
PARTS CATALOGUE NEWS	GX670 GX670 [PROPANE ENGINE]	
NEWS NO.	012	

Block No.	Ref. No.	Note	Part No.	Description	Reqd. QTY GX670 (1) (2)	Serial No.	Parts catalogue code
-----------	----------	------	----------	-------------	-------------------------------	------------	----------------------

E-28 LABEL

ILLUSTRATION CORRECTED



ZN10E2800F

NOTE A:PART NO. CHANGE D:NEWLY PROVIDED E:PART NO.DELETION K:REQUIRED NO. CORRECTION L:APPLICATION SERIAL NO. CORRECTION  
T:APPLICATION CORRECTION Z:REMARKS CHANGE

July 24, 2006



# PARTS CATALOGUE NEWS

Honda Motor Co., Ltd. Service Division

Printed in Japan

CODE NO.	BOOKLET TYPE	13ZN10E4
	MICRO- FICHE	13ZN10ED/FD
PARTS CATALOGUE NEWS	GX670 GX670 [PROPANE ENGINE]	
NEWS NO.	013	

## GX670-TDW1 TYPE sales information

NOTE: This Parts Catalogue News explains only the parts of the different model that are produced to conform to addition of the GX670-TDW1 type.

As for the parts not listed on this Parts Catalogue News, use the parts of the GX670-TDW/A type.

• **Models, parts catalogue codes and applicable serial numbers**

Model	Type		Parts catalogue type	Applicable engine serial No.	Applicable carburetor identification No.
GX670	TDW	Base type	TDW/A	GCAM-1050001~ 9999999	BK01A A
	TDW1	Additional type	TDW1	GCAM-1050001~	

• **Features of each type**

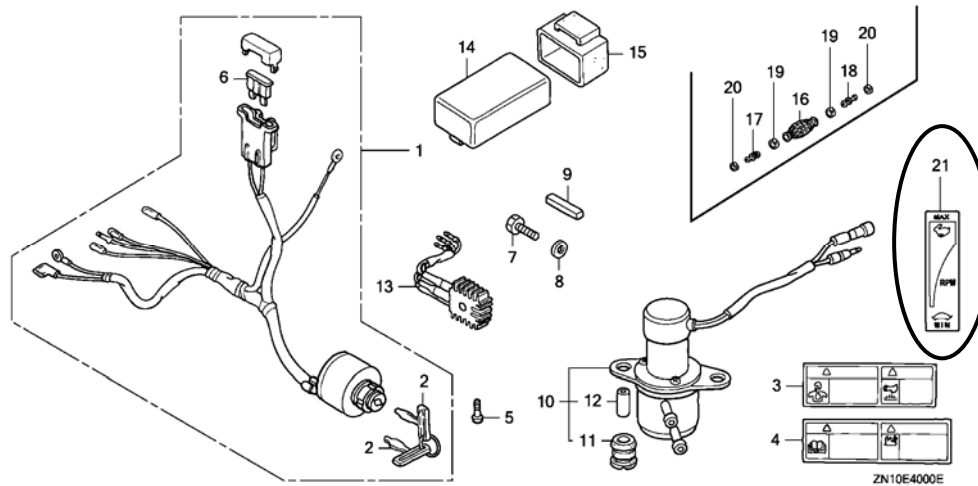
		Base type	Additional type
Specifications	Model	GX670	
	Type	TDW	TDW1
Crankshaft	28.575mm Ø Straight	●	●
	36.5mm Ø Straight		
	5/16" Ø Tapered		
	3/8" Ø Tapered		
Air cleaner	Standard	●	●
	Snorkel		
Muffler	High-R	(●)	(●)
	High-L	(●)	(●)
Oil alert			
Recoil starter			
Oil cooler		●	●
Control box			
Winter kit			

PARTS CATALOGUE NEWS

BOOKNo. : 13ZN10E4

Block No.	Ref. No.	Part No.	Description	Reqd. QTY		Base Part No.	Parts catalogue code
				(1)	(2)		
E-12	3		COVER, FAN *NH1*..... BLACK	0	-	19611-ZJ1-840ZA	
E-18	17	95003-25015-20	TUBE, VINYL, 9X11X150 (95003-25001-10M)	1	-		
E-28	3		MARK, OPERATOR CAUTION .....	0	-	87516-YF3-660	
	5		MARK, THROTTLE INDICATION ....	0	-	87532-ZJ1-840	
	11	87114-ZH7-000	LABEL, WARNING (NOT CERTIFIED FOR SALE)	1	-		
	12		LABEL, CAUTION (ENGLISH, ETC.)	0	-	87522-ZH9-010	
	15	87516-ZM7-801	MARK, OPERATOR CAUTION .....	1	-		

E-40 COMBINATION SWITCH/FUEL PUMP (1)



E-40	21	87532-ZH7-800	MARK, THROTTLE INDICATION ....	1	-		
------	----	---------------	--------------------------------	---	---	--	--



# PARTS CATALOGUE NEWS

Honda Motor Co., Ltd. Service Division

## PARTS CATALOGUE - CORRECTED

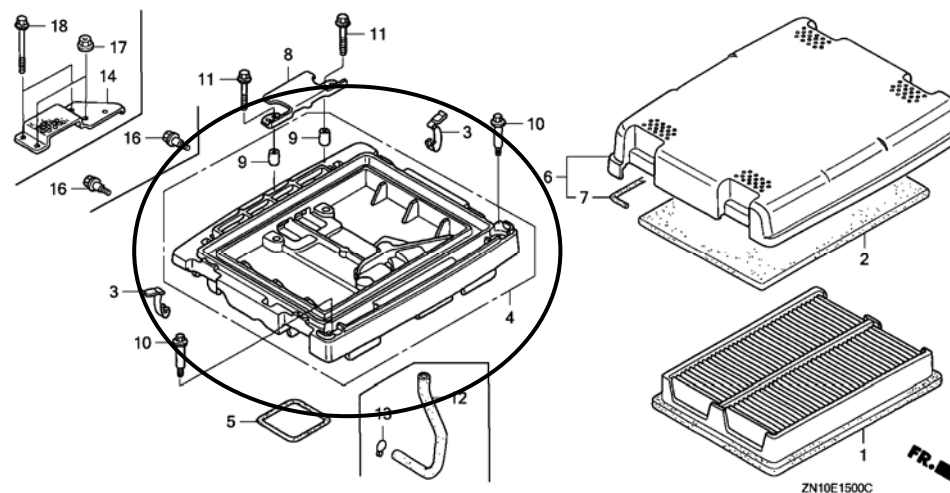
Printed in Japan

CODE NO.	BOOKLET TYPE	13ZN10E4
	MICRO-FICHE	13ZN10ED/FD
PARTS CATALOGUE NEWS	GX670 GX670 [PROPANE ENGINE]	
NEWS NO.	014	

Block No.	Ref. No.	Note	Part No.	Description	Reqd. QTY GX670 (1) (2)	Serial No.	Parts catalogue code
-----------	----------	------	----------	-------------	-------------------------------	------------	----------------------

E-15 AIR CLEANER (STANDARD)

ILLUSTRATION CORRECTED



NOTE A:PART NO. CHANGE D:NEWLY PROVIDED E:PART NO.DELETION K:REQUIRED NO. CORRECTION L:APPLICATION SERIAL NO. CORRECTION  
T:APPLICATION CORRECTION Z:REMARKS CHANGE



# PARTS CATALOGUE NEWS

Honda Motor Co., Ltd. Service Division

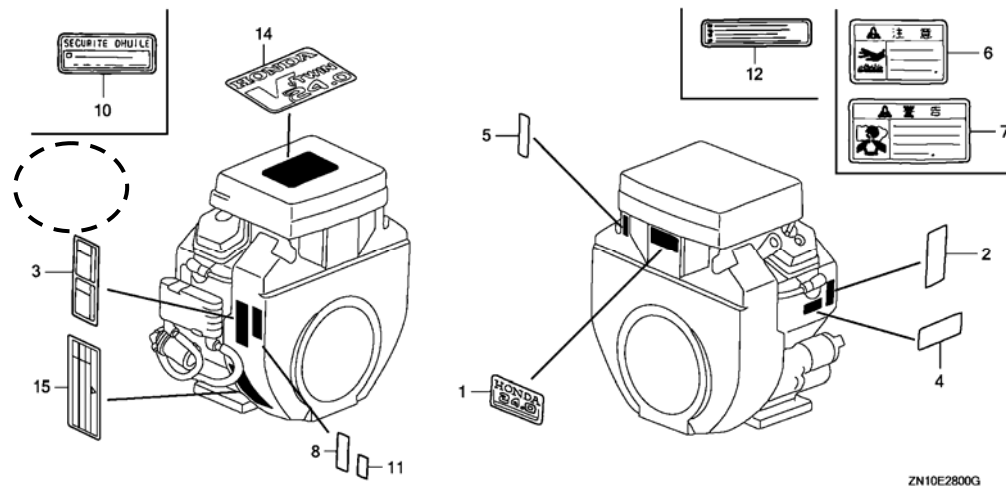
## PARTS CATALOGUE - CORRECTED

Printed in Japan

CODE NO.	BOOKLET TYPE	13ZN10E4
	MICRO-FICHE	13ZN10ED/FD
PARTS CATALOGUE NEWS	GX670 GX670 [PROPANE ENGINE]	
NEWS NO.	015	

Block No.	Ref. No.	Note	Part No.	Description	Reqd. QTY GX670 (1) (2)	Serial No.	Parts catalogue code
-----------	----------	------	----------	-------------	-------------------------------	------------	----------------------

E-28 LABEL



ZN10E2800G

E-28 13 E 87637-ZM3-800 \*PARTS NO. DELETION

NOTE A:PART NO. CHANGE D:NEWLY PROVIDED E:PART NO.DELETION K:REQUIRED NO. CORRECTION L:APPLICATION SERIAL NO. CORRECTION  
T:APPLICATION CORRECTION Z:REMARKS CHANGE





# PARTS CATALOGUE NEWS

Honda Motor Co., Ltd. Service Division

## PARTS CATALOGUE - CORRECTED

Printed in Japan

CODE NO.	BOOKLET TYPE	13ZN10E4
	MICRO- FICHE	13ZN10ED/FD
PARTS CATALOGUE NEWS	GX670 GX670 [PROPANE ENGINE]	
NEWS NO.	016	

Block No.	Ref. No.	Note	Part No.	Description	Reqd. QTY		Serial No.	Parts catalogue code	
					(1)	(2)			
E-14	10		16100-ZN1-801	CARBURETOR ASSY. (BK01A A) ...	1	-	-----	BAF/A, BDW/A, BXF/A, BXF5/A, BXF9/A, TAB, TAB/A, TAF/A, TDW/A, TWF6, TWF6/A, TXF/A, TXF2/A, TXF4/A, TXF5/A, TXF7, TXF7/A, TXF8/A, TXF9/A, TXW, TXW/A	
					1	-	-----	1055088	TAF5/A, TDW1, TKW, TKW1, TXF3/A
					1	-	1007246	-----	BAF, BDW, BXF, BXF5, BXF9, TAF, TAF5, TDW, TXF, TXF2, TXF3, TXF4, TXF5, TXF8, TXF9
		A	16100-ZN1-802	CARBURETOR ASSY. (BK01A B) ...	1	-	1055089	-----	TAF5/A, TDW1, TKW, TKW1, TXF3/A

NOTE A:PART NO. CHANGE D:NEWLY PROVIDED E:PART NO.DELETION K:REQUIRED NO. CORRECTION L:APPLICATION SERIAL NO. CORRECTION  
T:APPLICATION CORRECTION Z:REMARKS CHANGE



# PARTS CATALOGUE NEWS

Honda Motor Co., Ltd. Service Division

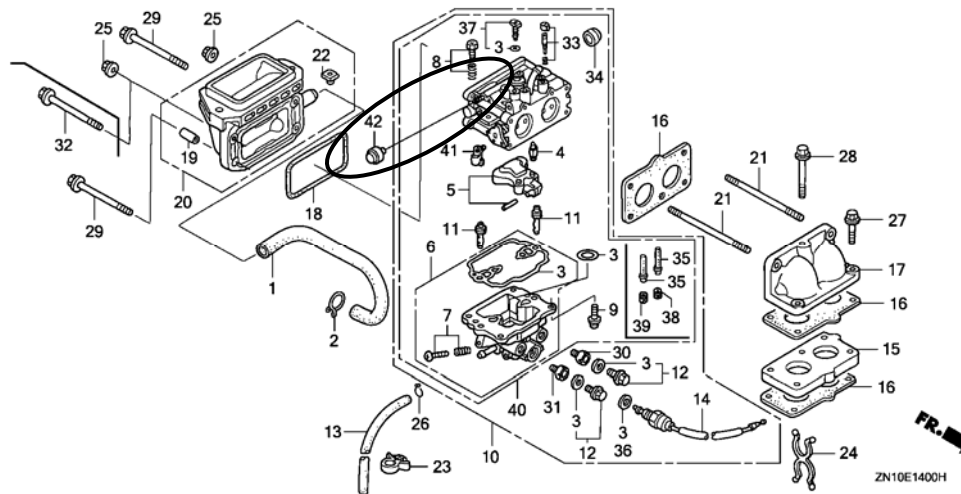
## PARTS CATALOGUE - CORRECTED

Printed in Japan

CODE NO.	BOOKLET TYPE	13ZN10E4
	MICRO-FICHE	13ZN10ED/FD
PARTS CATALOGUE NEWS	GX670 GX670 [PROPANE ENGINE]	
NEWS NO.	017	

Block No.	Ref. No.	Note	Part No.	Description	Reqd. QTY GX670 (1) (2)	Serial No.	Parts catalogue code
-----------	----------	------	----------	-------------	-------------------------------	------------	----------------------

E-14 CARBURETOR (1)



E-14	42	D	16140-ZN1-004	FILTER ASSY., AIR VENT .....	(1) -	1055089	TAF5/A, TDW1, TKW, TKW1, TXF3/A
------	----	---	---------------	------------------------------	-------	---------	---------------------------------

NOTE A:PART NO. CHANGE D:NEWLY PROVIDED E:PART NO.DELETION K:REQUIRED NO. CORRECTION L:APPLICATION SERIAL NO. CORRECTION  
T:APPLICATION CORRECTION Z:REMARKS CHANGE



# PARTS CATALOGUE NEWS

Honda Motor Co., Ltd. Service Division

## PARTS CATALOGUE - CORRECTED

Printed in Japan

CODE NO.	BOOKLET TYPE	13ZN10E4
	MICRO- FICHE	13ZN10ED/FD
PARTS CATALOGUE NEWS	GX670 GX670 [PROPANE ENGINE]	
NEWS NO.	018	

Block No.	Ref. No.	Note	Part No.	Description	Reqd. QTY		Serial No.	Parts catalogue code	
					(1)	(2)			
E-14	10		16100-ZN1-U01	CARBURETOR ASSY. (BK01E A) ...	1	-	-----	BXC	
					1	-	-----	1055099 BXC/A	
	A	16100-ZN1-U02	CARBURETOR ASSY. (BK01E B) ...	1	-	1055100	-----	BXC/A	
	42	T	16140-ZN1-004	FILTER ASSY., AIR VENT .....	(1)	-	1055089	-----	TAF5/A, TDW1, TKW, TKW1, TXF3/A
					(1)	-	1055100	-----	BXC/A

NOTE A:PART NO. CHANGE D:NEWLY PROVIDED E:PART NO.DELETION K:REQUIRED NO. CORRECTION L:APPLICATION SERIAL NO. CORRECTION  
T:APPLICATION CORRECTION Z:REMARKS CHANGE



# PARTS CATALOGUE NEWS

Honda Motor Co., Ltd. Service Division

## PARTS CATALOGUE - CORRECTED

Printed in Japan

CODE NO.	BOOKLET TYPE	13ZN10E4
	MICRO-FICHE	13ZN10ED/FD
PARTS CATALOGUE NEWS	GX670 GX670 [PROPANE ENGINE]	
NEWS NO.	019	

Block No.	Ref. No.	Note	Part No.	Description	Reqd. QTY		Serial No.	Parts catalogue code
					(1)	(2)		
E-21	12	E	31216-ZJ1-H01	*PARTS NO. DELETION				
		D	31218-P64-N01	YOKE COMP. ....	1	1		

NOTE A:PART NO. CHANGE D:NEWLY PROVIDED E:PART NO.DELETION K:REQUIRED NO. CORRECTION L:APPLICATION SERIAL NO. CORRECTION  
T:APPLICATION CORRECTION Z:REMARKS CHANGE



## PARTS CATALOGUE NEWS

Honda Motor Co., Ltd. Service Division

Printed in Japan

December 08, 2006

CODE NO.	BOOKLET TYPE	13ZN10E4
	MICRO- FICHE	13ZN10ED/FD
PARTS CATALOGUE NEWS	GX670 GX670 [PROPANE ENGINE]	
NEWS NO.	020	

### GX670-VAY TYPE sales information

NOTE: This Parts Catalogue News explains only the parts of the different model that are produced to conform to addition of the GX670-VAY type.

As for the parts not listed on this Parts Catalogue News, use the parts of the GX670-TKW type.

• **Models, parts catalogue codes and applicable serial numbers**

Model	Type		Parts catalogue type	Applicable engine serial No.	Applicable carburetor identification No.
GX670	TKW	Base type	TKW	GCAM-1050001~	BK01A A/B
	VAY	Additional type	VAY		BK01A B

• **Features of each type**

		Base type	Additional type
Specifications	Model	GX670 (1)	
	Type	TKW	VAY
Crankshaft	28.575mm Ø Straight	●	
	36.5mm Ø Straight		
	5/16" Ø Tapered		●
	3/8" Ø Tapered		
Air cleaner	Standard	●	●
	Snokel		
Muffler	High-R	(●)	(●)
	High-L	(●)	(●)
Oil alert			
Recoil starter			
Oil cooler		●	●
Control box		●	●
Winter kit			

## PARTS CATALOGUE NEWS

BOOKNo. : 13ZN10E4

Block No.	Ref. No.	Part No.	Description	Reqd. QTY		Base Part No.	Parts catalogue code
				GX670 (1)	(2)		
E-7	1		CRANKSHAFT COMP. ....	0	-	13310-ZN1-000	
	4	13310-ZN1-810	CRANKSHAFT COMP. ....	1	-		
E-19	5	31110-ZJ1-840	FLYWHEEL COMP. ....	1	-	31110-ZJ1-850	
E-20	5		COIL ASSY., CHARGE (12V/3A) ..	0	-	31630-ZJ1-003	
	9		BOLT, FLANGE, 6X35 (CT200) ....	0	-	90014-ZE6-000	
	12	31630-ZJ1-801	COIL ASSY., CHARGE (12V/20A) .	1	-		
	13	90031-ZE1-000	BOLT, FLANGE, 6X32 .....	6	-		
E-23	3	31620-ZG5-013	RECTIFIER ASSY., REGULATOR (20A)	1	-		
	5	32105-ZJ1-800	HARNESS ASSY., SUB WIRE .....	1	-		
	25		RECTIFIER ASSY. ....	0	-	31710-ZJ1-811	
	26		BOLT, FLANGE, 6X32 .....	0	-	95701-06032-00	
E-28	2		LABEL, SPECIFICATION (GX670)	0	-	87152-ZN1-010	
	14		MARK, EMBLEM .....	0	-	87101-ZN1-U50	
E-29	3		WRENCH, PLUG .....	0	-	89216-ZB4-000	



# PARTS CATALOGUE NEWS

Honda Motor Co., Ltd. Service Division

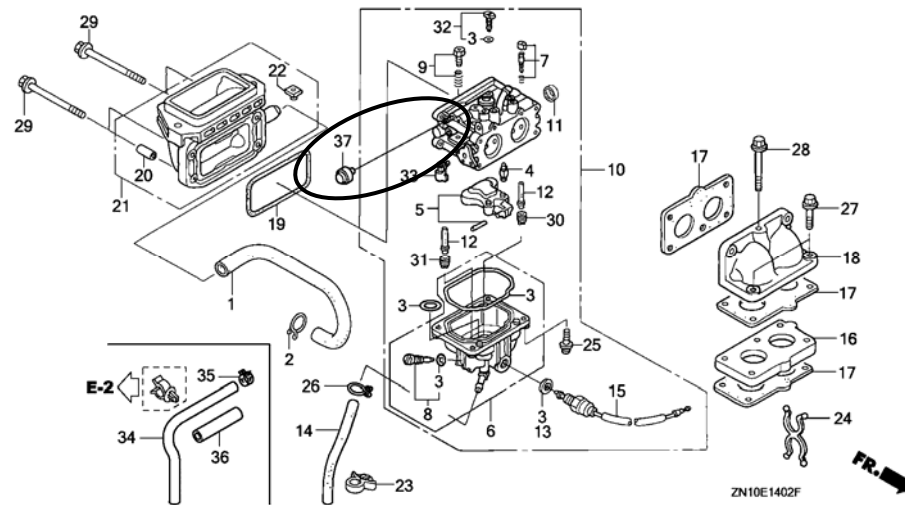
## PARTS CATALOGUE - CORRECTED

Printed in Japan

CODE NO.	BOOKLET TYPE	13ZN10E4
	MICRO-FICHE	13ZN10ED/FD
PARTS CATALOGUE NEWS	GX670 GX670 [PROPANE ENGINE]	
NEWS NO.	021	

Block No.	Ref. No.	Note	Part No.	Description	Reqd. QTY GX670 (1) (2)	Serial No.	Parts catalogue code
-----------	----------	------	----------	-------------	-------------------------------	------------	----------------------

E-14-2 CARBURETOR (3)



E-14-2	10		16100-ZN1-H05	CARBURETOR ASSY. (BK01C B) ...	1 -	1055161	TW1
--------	----	--	---------------	--------------------------------	-----	---------	-----

NOTE A:PART NO. CHANGE D:NEWLY PROVIDED E:PART NO.DELETION K:REQUIRED NO. CORRECTION L:APPLICATION SERIAL NO. CORRECTION  
T:APPLICATION CORRECTION Z:REMARKS CHANGE



PARTS CATALOGUE NEWS

BOOKNo. : 13ZN10E4

Block No.	Ref. No.	Note	Part No.	Description	Reqd. QTY		Serial No.	Parts catalogue code
					Gx670 (1)	(2)		
		A	16100-ZN1-H06	CARBURETOR ASSY. (BK01C C) ...	1	-	1055162 -----	TW1
	30	L	99101-ZH8-0950	JET, MAIN, #95 (CARBURETOR NO.)	(1)	-	----- BK01C C	TW1
		L	99101-ZH8-1000	JET, MAIN, #100 (CARBURETOR NO.)	1	-	----- BK01C C	TW1
		D	99101-ZH8-0850	JET, MAIN, #85 (CARBURETOR NO.)	(1)	-	BK01H A -----	TW1
		D	99101-ZH8-0950	JET, MAIN, #95 (CARBURETOR NO.)	1	-	BK01H A -----	TW1
	31	T	99101-ZH8-0920	JET, MAIN, #92 .....	(1)	-	-----	VAB2, VAB2/A
				(CARBURETOR NO.)	(1)	-	BK01H A -----	TW1
		T	99101-ZH8-0980	JET, MAIN, #98 (CARBURETOR NO.)	1	-	BK01H A -----	TW1
					(1)	-	-----	VAB2, VAB2/A
		D	99101-ZH8-0880	JET, MAIN, #88 (CARBURETOR NO.)	(1)	-	BK01H A -----	TW1
		L	99101-ZH8-0900	JET, MAIN, #90 (CARBURETOR NO.)	(1)	-	----- BK01C C	TW1
		L	99101-ZH8-0950	JET, MAIN, #95 (CARBURETOR NO.)	(1)	-	----- BK01C C	TW1
		L	99101-ZH8-1000	JET, MAIN, #100 (CARBURETOR NO.)	1	-	----- BK01C C	TW1
	32	T	99204-ZE2-0380	JET SET, PILOT, #38 .....	2	-	-----	VAB2, VAB2/A
				(CARBURETOR NO.)	2	-	BK01H A -----	TW1
		L	99204-ZE2-0400	JET SET, PILOT, #40 (CARBURETOR NO.)	2	-	----- BK01C C	TW1
	37	D	16140-ZN1-004	FILTER ASSY., AIR VENT .....	(1)	-	1055162 -----	TW1

NOTE A:PART NO. CHANGE D:NEWLY PROVIDED E:PART NO.DELETION K:REQUIRED NO. CORRECTION L:APPLICATION SERIAL NO. CORRECTION  
T:APPLICATION CORRECTION Z:REMARKS CHANGE



# PARTS CATALOGUE NEWS

Honda Motor Co., Ltd. Service Division

## PARTS CATALOGUE - CORRECTED

Printed in Japan

CODE NO.	BOOKLET TYPE	13ZN10E4
	MICRO-FICHE	13ZN10ED/FD
PARTS CATALOGUE NEWS	GX670 GX670 [PROPANE ENGINE]	
NEWS NO.	022	

Block No.	Ref. No.	Note	Part No.	Description	Reqd. QTY		Serial No.	Parts catalogue code	
					(1)	(2)			
E-14	40		16100-ZN1-941	CARBURETOR ASSY. (BK01F A) ...	1	-	-----	TAX1	
					1	-	-----	1055276 TAX1/A	
	A	16100-ZN1-942	CARBURETOR ASSY. (BK01F B) ...	1	-	1055277	-----	TAX1/A	
	42	T	16140-ZN1-004	FILTER ASSY., AIR VENT .....	(1)	-	-----	-----	VAY
					(1)	-	1055089	-----	TAF5/A, TDW1, TKW, TKW1, TXF3/A
					(1)	-	1055100	-----	BXC/A
					(1)	-	1055277	-----	TAX1/A
E-14-2	10		16100-ZN1-H06	CARBURETOR ASSY. (BK01C C) ...	1	-	1055162 1055178	TW1	
			A	16100-ZN1-V31	CARBURETOR ASSY. (BK01H A) ...	1	-	1055179	-----
E-15	1	L	17210-ZJ1-842	ELEMENT COMP., AIR CLEANER ...	1	-	-----	-----	BAF/A, BDW/A, BXC/A, BXF/A, BXF5/A, BXF9/A, TAB/A, TAF/A, TAF5/A TDW/A, TDW1, TKW, TKW1, TWF6, TWF6/A, TXF/A, TXF2/A, TXF3/A TXF4/A, TXF5/A, TXF7, TXF7/A, TXF8/A, TXF9/A, TXW, TXW/A, VAY VXE1, VXE1/A, VXE2/A, VXE4, VXE4/A
					1	-	-----	1055178	TW1

NOTE A:PART NO. CHANGE D:NEWLY PROVIDED E:PART NO.DELETION K:REQUIRED NO. CORRECTION L:APPLICATION SERIAL NO. CORRECTION  
T:APPLICATION CORRECTION Z:REMARKS CHANGE

PARTS CATALOGUE NEWS

BOOKNo. : 13ZN10E4

Block No.	Ref. No.	Note	Part No.	Description	Reqd. QTY		Serial No.	Parts catalogue code
					Gx670 (1)	(2)		
					1	-	1011625 -----	BAF, BDW, BXC, BXF, BXF5, BXF9, TAB, TAF, TAF5, TDW, TXF, TXF2, TXF3, TXF4, TXF5, TXF8, TXF9, VXE2
	2	L	17218-ZJ1-840	FILTER, OUTER .....	1	-	-----	BAF, BAF/A, BDW, BDW/A, BXC, BXC/A, BXF, BXF/A, BXF5, BXF5/A, BXF9, BXF9/A, TAB, TAB/A, TAF, TAF/A, TAF5, TAF5/A, TDW, TDW/A, TDW1, TKW, TKW1, TWF6, TWF6/A, TXF, TXF/A, TXF2, TXF2/A, TXF3, TXF3/A, TXF4, TXF4/A, TXF5, TXF5/A, TXF7, TXF7/A, TXF8, TXF8/A, TXF9, TXF9/A, TXW, TXW/A, VAY, VXE1, VXE1/A, VXE2, VXE2/A, VXE4, VXE4/A
					1	-	-----	1055178 TW1
					-	1		
	3	L	17219-ZJ1-840	CLIP, AIR CLEANER .....	4	-	-----	BAF, BAF/A, BDW, BDW/A, BXC, BXC/A, BXF, BXF/A, BXF5, BXF5/A, BXF9, BXF9/A, TAB, TAB/A, TAF, TAF/A, TAF5, TAF5/A, TAX1, TAX1/A, TDW, TDW/A, TDW1, TKW, TKW1, TWF6, TWF6/A, TXF, TXF/A, TXF2, TXF2/A, TXF3, TXF3/A, TXF4, TXF4/A, TXF5, TXF5/A, TXF7, TXF7/A, TXF8, TXF8/A, TXF9, TXF9/A, TXW, TXW/A, VAY, VXE1, VXE1/A, VXE2, VXE2/A, VXE4, VXE4/A
					4	-	-----	1055178 TW1
					-	4		
	4	L	17220-ZN1-000	CASE COMP., AIR CLEANER .....	1	-	-----	BAF, BAF/A, BDW, BDW/A, BXC, BXC/A, BXF, BXF/A, BXF5, BXF5/A, BXF9, BXF9/A, TAB, TAB/A, TAF, TAF/A, TAF5, TAF5/A, TAX1, TAX1/A, TDW, TDW/A, TDW1, TKW, TKW1, TWF6, TWF6/A, TXF, TXF/A, TXF2, TXF2/A, TXF3, TXF3/A, TXF4, TXF4/A, TXF5, TXF5/A, TXF7, TXF7/A, TXF8, TXF8/A, TXF9, TXF9/A, TXW, TXW/A, VAY, VXE1, VXE1/A, VXE2, VXE2/A, VXE4, VXE4/A
					1	-	-----	1055178 TW1
	5	L	17229-ZN1-000	SEAL, AIR CLEANER CASE .....	1	-	-----	BAF, BAF/A, BDW, BDW/A, BXC, BXC/A, BXF, BXF/A, BXF5, BXF5/A, BXF9, BXF9/A, TAB, TAB/A, TAF, TAF/A, TAF5, TAF5/A, TAX1, TAX1/A, TDW, TDW/A, TDW1, TKW, TKW1, TWF6, TWF6/A, TXF, TXF/A, TXF2, TXF2/A, TXF3, TXF3/A, TXF4, TXF4/A, TXF5, TXF5/A, TXF7, TXF7/A, TXF8, TXF8/A, TXF9, TXF9/A, TXW, TXW/A, VAY, VXE1, VXE1/A, VXE2, VXE2/A, VXE4, VXE4/A
					1	-	-----	1055178 TW1
	6	L	17230-ZJ1-840	COVER ASSY., AIR CLEANER .....	1	-	-----	BAF, BAF/A, BDW, BDW/A, BXC, BXC/A, BXF, BXF/A, BXF5, BXF5/A, BXF9, BXF9/A, TAB, TAB/A, TAF, TAF/A, TAF5, TAF5/A, TAX1, TAX1/A, TDW, TDW/A, TDW1, TKW, TKW1, TWF6, TWF6/A, TXF, TXF/A, TXF2, TXF2/A, TXF3, TXF3/A, TXF4, TXF4/A, TXF5, TXF5/A, TXF7, TXF7/A, TXF8, TXF8/A, TXF9, TXF9/A, TXW, TXW/A, VAY, VXE1, VXE1/A, VXE2, VXE2/A, VXE4, VXE4/A

NOTE A:PART NO. CHANGE D:NEWLY PROVIDED E:PART NO.DELETION K:REQUIRED NO. CORRECTION L:APPLICATION SERIAL NO. CORRECTION  
T:APPLICATION CORRECTION Z:REMARKS CHANGE

PARTS CATALOGUE NEWS

BOOKNo. : 13ZN10E4

Block No.	Ref. No.	Note	Part No.	Description	Reqd. QTY		Serial No.	Parts catalogue code
					Gx670 (1)	(2)		
					1	-	----- 1055178	TW1
	7	L	17233-ZJ1-840	SEAL, AIR CLEANER COVER .....	1	-	-----	BAF, BAF/A, BDW, BDW/A, BXC, BXC/A, BXF, BXF/A, BXF5, BXF5/A, BXF9 BXF9/A, TAB, TAB/A, TAF, TAF/A, TAF5, TAF5/A, TAX1, TAX1/A, TDW TDW/A, TDW1, TKW, TKW1, TWF6, TWF6/A, TXF, TXF/A, TXF2, TXF2/A TXF3, TXF3/A, TXF4, TXF4/A, TXF5, TXF5/A, TXF7, TXF7/A, TXF8 TXF8/A, TXF9, TXF9/A, TXW, TXW/A, VAY, VXE1, VXE1/A, VXE2, VXE2/A VXE4, VXE4/A
					1	-	----- 1055178	TW1
					-	1		
	8	L	17234-ZJ1-840	PLATE, AIR CLEANER SETTING ...	1	-	-----	BAF, BAF/A, BDW, BDW/A, BXC, BXC/A, BXF, BXF/A, BXF5, BXF5/A, BXF9 BXF9/A, TAB, TAB/A, TAF, TAF/A, TAF5, TAF5/A, TAX1, TAX1/A, TDW TDW/A, TDW1, TKW, TKW1, TWF6, TWF6/A, TXF, TXF/A, TXF2, TXF2/A TXF3, TXF3/A, TXF4, TXF4/A, TXF5, TXF5/A, TXF7, TXF7/A, TXF8 TXF8/A, TXF9, TXF9/A, TXW, TXW/A, VAY, VXE1, VXE1/A, VXE2, VXE2/A VXE4, VXE4/A
					1	-	----- 1055178	TW1
					2	-	-----	BAF, BAF/A, BDW, BDW/A, BXC, BXC/A, BXF, BXF/A, BXF5, BXF5/A, BXF9 BXF9/A, TAB, TAB/A, TAF, TAF/A, TAF5, TAF5/A, TAX1, TAX1/A, TDW TDW/A, TDW1, TKW, TKW1, TWF6, TWF6/A, TXF, TXF/A, TXF2, TXF2/A TXF3, TXF3/A, TXF4, TXF4/A, TXF5, TXF5/A, TXF7, TXF7/A, TXF8 TXF8/A, TXF9, TXF9/A, TXW, TXW/A, VAY, VXE1, VXE1/A, VXE2, VXE2/A VXE4, VXE4/A
	9	L	17238-ZJ4-830	COLLAR A, AIR CLEANER .....	2	-	-----	BAF, BAF/A, BDW, BDW/A, BXC, BXC/A, BXF, BXF/A, BXF5, BXF5/A, BXF9 BXF9/A, TAB, TAB/A, TAF, TAF/A, TAF5, TAF5/A, TAX1, TAX1/A, TDW TDW/A, TDW1, TKW, TKW1, TWF6, TWF6/A, TXF, TXF/A, TXF2, TXF2/A TXF3, TXF3/A, TXF4, TXF4/A, TXF5, TXF5/A, TXF7, TXF7/A, TXF8 TXF8/A, TXF9, TXF9/A, TXW, TXW/A, VAY, VXE1, VXE1/A, VXE2, VXE2/A VXE4, VXE4/A
					2	-	----- 1055178	TW1
					-	4		
	10	L	90003-ZJ1-840	BOLT, SPECIAL, 5MM .....	2	-	-----	BAF, BAF/A, BDW, BDW/A, BXC, BXC/A, BXF, BXF/A, BXF5, BXF5/A, BXF9 BXF9/A, TAB, TAB/A, TAF, TAF/A, TAF5, TAF5/A, TAX1, TAX1/A, TDW TDW/A, TDW1, TKW, TKW1, TWF6, TWF6/A, TXF, TXF/A, TXF2, TXF2/A TXF3, TXF3/A, TXF4, TXF4/A, TXF5, TXF5/A, TXF7, TXF7/A, TXF8 TXF8/A, TXF9, TXF9/A, TXW, TXW/A, VAY, VXE1, VXE1/A, VXE2, VXE2/A VXE4, VXE4/A
					2	-	----- 1055178	TW1
					-	2		

NOTE A:PART NO. CHANGE D:NEWLY PROVIDED E:PART NO.DELETION K:REQUIRED NO. CORRECTION L:APPLICATION SERIAL NO. CORRECTION  
T:APPLICATION CORRECTION Z:REMARKS CHANGE

PARTS CATALOGUE NEWS

BOOKNo. : 13ZN10E4

Block No.	Ref. No.	Note	Part No.	Description	Reqd. QTY		Serial No.	Parts catalogue code
					(1)	(2)		
	11	L	95701-06028-00	BOLT, FLANGE, 6X28 .....	2	-	-----	BAF, BAF/A, BDW, BDW/A, BXC, BXC/A, BXF, BXF/A, BXF5, BXF5/A, BXF9, BXF9/A, TAB, TAB/A, TAF, TAF/A, TAF5, TAF5/A, TAX1, TAX1/A, TDW, TDW/A, TDW1, TKW, TKW1, TWF6, TWF6/A, TXF, TXF/A, TXF2, TXF2/A, TXF3, TXF3/A, TXF4, TXF4/A, TXF5, TXF5/A, TXF7, TXF7/A, TXF8, TXF8/A, TXF9, TXF9/A, TXW, TXW/A, VAY, VXE1, VXE1/A, VXE2, VXE2/A, VXE4, VXE4/A
					2	-	-----	1055178 TW1
E-15-1	1	T	17207-ZJ1-840	RUBBER, AIR CLEANER HOLDER UPPER	2	-	-----	TXA2, TXA2/A
					2	-	1055179	TW1
	2	T	17208-ZJ1-840	HOLDER COMP., AIR CLEANER UPPER	1	-	-----	TXA2, TXA2/A
					1	-	1055179	TW1
	3	T	17209-ZJ1-840	HOLDER COMP., AIR CLEANER LOWER	1	-	-----	TXA2, TXA2/A
					1	-	1055179	TW1
	4	T	17210-759-013	ELEMENT COMP., AIR CLEANER ...	1	-	-----	TXA2, TXA2/A
					1	-	1055179	TW1
	5	T	17220-ZJ1-850	CASE COMP., AIR CLEANER (SNORKEL)	1	-	-----	TXA2, TXA2/A
					1	-	1055179	TW1
	8	T	17230-759-003	COVER COMP., AIR CLEANER .....	1	-	-----	TXA2, TXA2/A
					1	-	1055179	TW1
	9	T	17232-891-000	GROMMET, AIR CLEANER .....	1	-	-----	TXA2, TXA2/A
					1	-	1055179	TW1
	10	T	17238-ZJ4-830	COLLAR A, AIR CLEANER .....	2	-	-----	TXA2, TXA2/A
					2	-	1055179	TW1
	11	T	17251-ZJ1-850	TUBE, AIR CLEANER CONNECTING .	1	-	-----	TXA2, TXA2/A
					1	-	1055179	TW1

NOTE A:PART NO. CHANGE D:NEWLY PROVIDED E:PART NO.DELETION K:REQUIRED NO. CORRECTION L:APPLICATION SERIAL NO. CORRECTION  
T:APPLICATION CORRECTION Z:REMARKS CHANGE

## PARTS CATALOGUE NEWS

BOOKNo. : 13ZN10E4

Block No.	Ref. No.	Note	Part No.	Description	Reqd. QTY		Serial No.	Parts catalogue code
					Gx670 (1)	(2)		
	12	T	17253-759-003	SEAL, AIR CLEANER .....	1	-	-----	TXA2, TXA2/A
					1	-	1055179	TW1
	13	T	17320-ZG5-801	CAP COMP., IN. ....	1	-	-----	TXA2, TXA2/A
					1	-	1055179	TW1
	14	T	17330-ZG5-801	CLAMP ASSY. ....	1	-	-----	TXA2, TXA2/A
					1	-	1055179	TW1
	15	T	17418-ZN1-000	JOINT B, CONNECTING TUBE .....	1	-	-----	TXA2, TXA2/A
					1	-	1055179	TW1
	18	T	90113-759-003	BOLT, AIR CLEANER .....	1	-	-----	TXA2, TXA2/A
					1	-	1055179	TW1
	19	T	90203-ZA0-800	NUT, WING, 6MM(BLACK) .....	1	-	-----	TXA2, TXA2/A
					1	-	1055179	TW1
	20	T	90502-759-003	WASHER, AIR CLEANER .....	1	-	-----	TXA2, TXA2/A
					1	-	1055179	TW1
	21	T	95018-52250	BAND, AIR CLEANER CONNECTING TUBE (52)	1	-	-----	TXA2/A
					1	-	1019536	TXA2
					1	-	1055179	TW1
	22	T	95018-58250	BAND, AIR CLEANER CONNECTING TUBE (58)	1	-	-----	TXA2, TXA2/A
					1	-	1055179	TW1
	25	T	95701-06028-00	BOLT, FLANGE, 6X28 .....	2	-	-----	TXA2, TXA2/A
					2	-	1055179	TW1
	27	T	17229-ZN1-000	SEAL, AIR CLEANER CASE .....	1	-	-----	TXA2, TXA2/A
					1	-	1055179	TW1

NOTE A:PART NO. CHANGE D:NEWLY PROVIDED E:PART NO.DELETION K:REQUIRED NO. CORRECTION L:APPLICATION SERIAL NO. CORRECTION  
T:APPLICATION CORRECTION Z:REMARKS CHANGE

PARTS CATALOGUE NEWS

BOOKNo. : 13ZN10E4

Block No.	Ref. No.	Note	Part No.	Description	Reqd. QTY		Serial No.	Parts catalogue code
					Gx670 (1)	(2)		
E-19	2	T	19513-ZJ1-000	PLATE, COOLING FAN SETTING ...	1	-	-----	BAF, BAF/A, BDW, BDW/A, BXC, BXC/A, BXF, BXF/A, BXF5, BXF5/A, BXF9, BXF9/A, TAB, TAB/A, TAF, TAF/A, TAF5, TAF5/A, TDW, TDW/A, TDW1, TKW, TKW1, TWF6, TWF6/A, TXA2, TXA2/A, TXF, TXF/A, TXF2, TXF2/A, TXF3, TXF3/A, TXF4, TXF4/A, TXF5, TXF5/A, TXF7, TXF7/A, TXF8, TXF8/A, TXF9, TXF9/A, TXW, TXW/A, VAY, VXE1, VXE1/A, VXE2, VXE2/A, VXE4, VXE4/A
					1	-	1055179	-----
	-	1						
	10	T	95701-08016-00	BOLT, FLANGE, 8X16 .....	3	-	-----	BAF, BAF/A, BDW, BDW/A, BXC, BXC/A, BXF, BXF/A, BXF5, BXF5/A, BXF9, BXF9/A, TAB, TAB/A, TAF, TAF/A, TAF5, TAF5/A, TAX1, TAX1/A, TDW, TDW/A, TDW1, TKW, TKW1, TWF6, TWF6/A, TXA2, TXA2/A, TXF, TXF/A, TXF2, TXF2/A, TXF3, TXF3/A, TXF4, TXF4/A, TXF5, TXF5/A, TXF7, TXF7/A, TXF8, TXF8/A, TXF9, TXF9/A, TXW, TXW/A, VAB2, VAB2/A, VAY, VXE1, VXE1/A, VXE2, VXE2/A, VXE4, VXE4/A
					3	-	1055179	-----
	-	3						
	15	L	23311-ZJ1-850	SHAFT, FR. P.T.O. (HS) .....	1	-	-----	1055178 TW1
	16	L	90111-KT0-670	BOLT, FLANGE, 8X50 .....	3	-	-----	1055178 TW1

NOTE A:PART NO.CHANGE D:NEWLY PROVIDED E:PART NO.DELETION K:REQUIRED NO. CORRECTION L:APPLICATION SERIAL NO. CORRECTION  
T:APPLICATION CORRECTION Z:REMARKS CHANGE



# PARTS CATALOGUE NEWS

Honda Motor Co., Ltd. Service Division

## PARTS CATALOGUE - CORRECTED

Printed in Japan

CODE NO.	BOOKLET TYPE	13ZN10E4
	MICRO-FICHE	13ZN10ED/FD
PARTS CATALOGUE NEWS	GX670 GX670 [PROPANE ENGINE]	
NEWS NO.	023	

Block No.	Ref. No.	Note	Part No.	Description	Reqd. QTY		Serial No.	Parts catalogue code
					(1)	(2)		
E-23	3		31620-ZG5-013	RECTIFIER ASSY., REGULATOR (20A)	1	-	-----	BAF, BAF/A, BDW, BDW/A, BXC, BXC/A, BXC5, BXC5/A, BXC9, BXC9/A, TAB, TAB/A, TAF, TAF/A, TAF5, TDW, TDW/A, TWF6, TWF6/A, TXA2, TXA2/A, TXF, TXF/A, TXF2, TXF2/A, TXF4, TXF4/A, TXF5, TXF5/A, TXF7/A, TXF8, TXF8/A, TXF9, TXF9/A, TXW, TXW/A, VAB2, VAB2/A, VXE1, VXE1/A
					1	-	-----	1055308 BXC/A, TAF5/A, TDW1, TW1, VAY
		A	31620-ZG5-023	.....	1	-	-----	1055309 BXC/A, TAF5/A, TDW1, TW1, VAY

NOTE A:PART NO. CHANGE D:NEWLY PROVIDED E:PART NO.DELETION K:REQUIRED NO. CORRECTION L:APPLICATION SERIAL NO. CORRECTION  
T:APPLICATION CORRECTION Z:REMARKS CHANGE

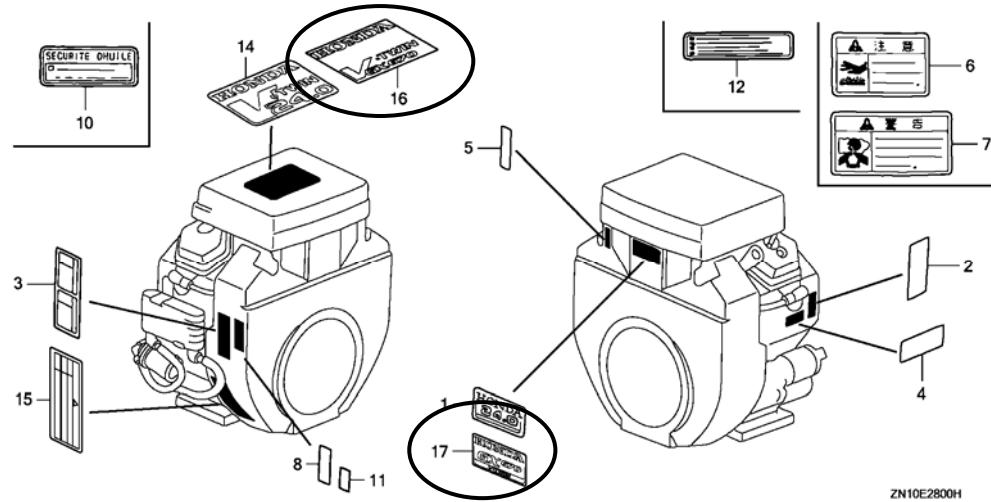


PARTS CATALOGUE NEWS

BOOKNo. : 13ZN10E4

Block No.	Ref. No.	Note	Part No.	Description	Reqd. QTY GX670 (1) (2)	Serial No.	Parts catalogue code
-----------	----------	------	----------	-------------	-------------------------------	------------	----------------------

E-28 LABEL



ZN10E2800H

E-28	1	L	87101-ZN1-010	EMBLEM (24.0) .....	1 -	-----	BAF/A, BDW/A, BXF/A, BXF5/A, BXF9/A, TAB/A, TAF/A, TAX1, TDW/A, TWF6, TWF6/A, TXA2/A, TXF/A, TXF2/A, TXF4/A, TXF5/A, TXF7, TXF7/A, TXF8/A, TXF9/A, TXW, TXW/A, VAB2, VAB2/A, VAY, VXE1, VXE1/A, VXE2/A, VXE4, VXE4/A
					1 -	-----	1055364 TAF5/A, TAX1/A, TDW1, TKW, TKW1, TW1, TXF3/A
					1 -	-----	1015119 BAF, BDW, BXF, BXF5, BXF9, TAB, TAF, TAF5, TDW, TXA2, TXF, TXF2, TXF3, TXF4, TXF5, TXF8, TXF9, VXE2
	14	L	87101-ZN1-U50	MARK, EMBLEM (24.0) .....	1 -	-----	1055364 TKW, TKW1
	16	D	87101-ZN1-U51	MARK, EMBLEM (GX670) .....	1 -	-----	1055365 TKW, TKW1
	17	D	87101-ZN1-020	EMBLEM (GX670) .....	1 -	-----	1055365 TAF5/A, TAX1/A, TDW1, TKW, TKW1, TW1, TXF3/A

NOTE A:PART NO. CHANGE D:NEWLY PROVIDED E:PART NO.DELETION K:REQUIRED NO. CORRECTION L:APPLICATION SERIAL NO. CORRECTION  
T:APPLICATION CORRECTION Z:REMARKS CHANGE



# PARTS CATALOGUE NEWS

Honda Motor Co., Ltd. Service Division

## PARTS CATALOGUE - CORRECTED

Printed in Japan

CODE NO.	BOOKLET TYPE	13ZN10E4
	MICRO- FICHE	13ZN10ED/FD
PARTS CATALOGUE NEWS	GX670 GX670 [PROPANE ENGINE]	
NEWS NO.	024	

Block No.	Ref. No.	Note	Part No.	Description	Reqd. QTY		Serial No.	Parts catalogue code		
					GX670 (1)	(2)				
E-20	1		30500-ZJ1-844	COIL ASSY., IGNITION .....	1	1	-----	BAF/A, BDW/A, BXF/A, BXF5/A, BXF9/A, TAB/A, TAF/A, TDW/A, TWF6/A TXA2/A, TXF/A, TXF2/A, TXF4/A, TXF5/A, TXF7/A, TXF8/A, TXF9/A TXW/A, VAB2/A, VXC/A, VXC2/A, VXE1/A, VXE2/A, VXE4/A		
					1	-	-----	1055357	BXC/A, TAF5/A, TAX1/A, TDW1, TKW, TKW1, TW1, TXF3/A, VAY	
					1	-	-----	1038634	BAF, BDW, BXC, BXF, BXF5, BXF9, TAB, TAF, TAF5, TAX1, TDW, TWF6, TXA2 TXF, TXF2, TXF3, TXF4, TXF5, TXF7, TXF8, TXF9, TXW, VAB2, VXE1, VXE2 VXE4	
						-	1	-----	VXC, VXC2	
		A		30500-ZJ1-845	.....	1	-	-----	1055358	BXC/A, TAF5/A, TAX1/A, TDW1, TKW, TKW1, TW1, TXF3/A, VAY
		3		30550-ZJ1-844	COIL ASSY., IGNITION .....	1	1	-----	-----	BAF/A, BDW/A, BXF/A, BXF5/A, BXF9/A, TAB/A, TAF/A, TDW/A, TWF6/A TXA2/A, TXF/A, TXF2/A, TXF4/A, TXF5/A, TXF7/A, TXF8/A, TXF9/A TXW/A, VAB2/A, VXC/A, VXC2/A, VXE1/A, VXE2/A, VXE4/A
						1	-	-----	1055357	BXC/A, TAF5/A, TAX1/A, TDW1, TKW, TKW1, TW1, TXF3/A, VAY
						1	-	-----	1038634	BAF, BDW, BXC, BXF, BXF5, BXF9, TAB, TAF, TAF5, TAX1, TDW, TWF6, TXA2 TXF, TXF2, TXF3, TXF4, TXF5, TXF7, TXF8, TXF9, TXW, VAB2, VXE1, VXE2 VXE4
						-	1	-----	1005666	VXC, VXC2

NOTE A:PART NO. CHANGE D:NEWLY PROVIDED E:PART NO.DELETION K:REQUIRED NO. CORRECTION L:APPLICATION SERIAL NO. CORRECTION  
T:APPLICATION CORRECTION Z:REMARKS CHANGE

PARTS CATALOGUE NEWS

BOOKNo. : 13ZN10E4

Block No.	Ref. No.	Note	Part No.	Description	Reqd. QTY		Serial No.	Parts catalogue code
					Gx670 (1)	(2)		
		A	30550-ZJ1-845	.....	1	-	1055358	----- BXC/A, TAF5/A, TAX1/A, TDW1, TKW, TKW1, TW1, TXF3/A, VAY
	5		31630-ZJ1-003	COIL ASSY., CHARGE (12V/3A) ..	1	-	-----	----- TAX1, TXF3, VXE2, VXE2/A, VXE4, VXE4/A
					1	-	1055357	----- TAX1/A, TKW, TKW1, TXF3/A
					-	1		
		A	31630-ZJ1-013	.....	1	-	1055358	----- TAX1/A, TKW, TKW1, TXF3/A
	12		31630-ZJ1-801	COIL ASSY., CHARGE (12V/20A) .	1	-	-----	----- BAF, BAF/A, BDW, BDW/A, BXC, BXF, BXF/A, BXF5, BXF5/A, BXF9, BXF9/A TAB, TAB/A, TAF, TAF/A, TAF5, TDW, TDW/A, TWF6, TWF6/A, TXA2 TXA2/A, TXF, TXF/A, TXF2, TXF2/A, TXF3, TXF4, TXF4/A, TXF5, TXF5/A, TXF7 TXF7/A, TXF8, TXF8/A, TXF9, TXF9/A, TXW, TXW/A, VAB2, VAB2/A, VXE1 VXE1/A
					1	-	1055358	----- BXC/A, TAF5/A, TDW1, TW1, VAY
		A	31630-ZJ1-802	.....	1	-	1055359	----- BXC/A, TAF5/A, TDW1, TW1, VAY
E-21	3		31200-ZJ1-841	MOTOR ASSY., STARTER .....	1	1	-----	----- BAF, BAF/A, BDW, BDW/A, BXC, BXF, BXF/A, BXF5, BXF5/A, BXF9, BXF9/A TAB, TAB/A, TAF, TAF/A, TAF5, TAX1, TDW, TDW/A, TWF6, TWF6/A, TXA2 TXA2/A, TXF, TXF/A, TXF2, TXF2/A, TXF3, TXF4, TXF4/A, TXF5, TXF5/A TXF7, TXF7/A, TXF8, TXF8/A, TXF9, TXF9/A, TXW, TXW/A, VAB2, VAB2/A VXC, VXC2, VXE1, VXE1/A, VXE2, VXE2/A, VXE4, VXE4/A
					1	-	1055418	----- BXC/A, TAF5/A, TAX1/A, TDW1, TKW, TKW1, TW1, TXF3/A, VAY
					-	1	1014872	----- VXC/A, VXC2/A
		A	31200-ZJ1-842	.....	1	-	1055419	----- BXC/A, TAF5/A, TAX1/A, TDW1, TKW, TKW1, TW1, TXF3/A, VAY
					-	1	1014873	----- VXC/A, VXC2/A
	5		31204-ZJ1-H01	SWITCH ASSY., MAGNET .....	1	1	-----	----- BAF, BAF/A, BDW, BDW/A, BXC, BXF, BXF/A, BXF5, BXF5/A, BXF9, BXF9/A TAB, TAB/A, TAF, TAF/A, TAF5, TAX1, TDW, TDW/A, TWF6, TWF6/A, TXA2 TXA2/A, TXF, TXF/A, TXF2, TXF2/A, TXF3, TXF4, TXF4/A, TXF5, TXF5/A TXF7, TXF7/A, TXF8, TXF8/A, TXF9, TXF9/A, TXW, TXW/A, VAB2, VAB2/A VXC, VXC2, VXE1, VXE1/A, VXE2, VXE2/A, VXE4, VXE4/A
					1	-	1055418	----- BXC/A, TAF5/A, TAX1/A, TDW1, TKW, TKW1, TW1, TXF3/A, VAY
					-	1	1014872	----- VXC/A, VXC2/A
		A	31204-ZJ1-H02	.....	1	-	1055419	----- BXC/A, TAF5/A, TAX1/A, TDW1, TKW, TKW1, TW1, TXF3/A, VAY
					-	1	1014873	----- VXC/A, VXC2/A

NOTE A:PART NO. CHANGE D:NEWLY PROVIDED E:PART NO.DELETION K:REQUIRED NO. CORRECTION L:APPLICATION SERIAL NO. CORRECTION  
T:APPLICATION CORRECTION Z:REMARKS CHANGE





# PARTS CATALOGUE NEWS

Honda Motor Co., Ltd. Service Division

## PARTS CATALOGUE - CORRECTED

Printed in Japan

CODE NO.	BOOKLET TYPE	13ZN10E4
	MICRO- FICHE	13ZN10ED/FD
PARTS CATALOGUE NEWS	GX670 GX670 [PROPANE ENGINE]	
NEWS NO.	025	

Block No.	Ref. No.	Note	Part No.	Description	Reqd. QTY		Serial No.	Parts catalogue code
					(1)	(2)		
E-20	6		31740-ZJ1-861	DIODE ASSY., ENGINE STOP .....	1	-	-----	BAF/A, BDW/A, BXC, BXF/A, BXF5/A, TAB, TAB/A, TAF/A, TAX1, TDW/A, TWF6, TWF6/A, TXA2, TXA2/A, TXF/A, TXF2/A, TXF4/A, TXF5/A, TXF7, TXF7/A, TXF8/A, TXW, TXW/A, VAB2, VAB2/A, VXE1, VXE1/A, VXE2/A, VXE4, VXE4/A
					1	-	-----	1055418 BXC/A, TAF5/A, TAX1/A, TDW1, TKW, TKW1, TW1, TXF3/A, VAY
					1	-	-----	1008086 BAF, BDW, BXF, BXF5, TAF, TAF5, TDW, TXF, TXF2, TXF3, TXF4, TXF5, TXF8, VXE2
		A	31740-ZJ1-862	.....	1	-	-----	1055419 BXC/A, TAF5/A, TAX1/A, TDW1, TKW, TKW1, TW1, TXF3/A, VAY

NOTE A:PART NO. CHANGE D:NEWLY PROVIDED E:PART NO.DELETION K:REQUIRED NO. CORRECTION L:APPLICATION SERIAL NO. CORRECTION  
T:APPLICATION CORRECTION Z:REMARKS CHANGE



# PARTS CATALOGUE NEWS

Honda Motor Co., Ltd. Service Division

## PARTS CATALOGUE - CORRECTED

Printed in Japan

CODE NO.	BOOKLET TYPE	13ZN10E4
	MICRO- FICHE	13ZN10ED/FD
PARTS CATALOGUE NEWS	GX670 GX670 [PROPANE ENGINE]	
NEWS NO.	026	

Block No.	Ref. No.	Note	Part No.	Description	Reqd. QTY		Serial No.	Parts catalogue code
					GX670 (1)	(2)		
E-12	9		34150-ZJ1-842	ALERT UNIT, OIL .....	1	-	-----	BXC/A, BXF/A, BXF5/A, BXF9/A, TWF6/A, TXA2/A, TXF/A, TXF2/A, TXF3/A, TXF4/A, TXF5/A, TXF7/A, TXF8/A, TXF9/A, TXW/A, VXE1/A, VXE2/A, VXE4/A
					1	-	1038699	BXC, BXF, BXF5, BXF9, TWF6, TXA2, TXF, TXF2, TXF3, TXF4, TXF5, TXF7, TXF8, TXF9, TXW, VXE1, VXE2, VXE4
					-	1	1015208	VXC2/A
					-	1	1005666	VXC2
					A	-	1015209	VXC2/A
E-20	5	L	31630-ZJ1-003	COIL ASSY., CHARGE (12V/3A) ..	1	1	-----	TAX1, TXF3, VXC, VXC2, VXE2, VXE2/A, VXE4, VXE4/A
					1	-	1055357	TAX1/A, TKW, TKW1, TXF3/A
					-	1	1015208	VXC/A, VXC2/A
					T	-	1055358	TAX1/A, TKW, TKW1, TXF3/A
					-	1	1015209	VXC/A, VXC2/A

NOTE A:PART NO. CHANGE D:NEWLY PROVIDED E:PART NO.DELETION K:REQUIRED NO. CORRECTION L:APPLICATION SERIAL NO. CORRECTION  
T:APPLICATION CORRECTION Z:REMARKS CHANGE

## PARTS CATALOGUE NEWS

BOOKNo. : 13ZN10E4

Block No.	Ref. No.	Note	Part No.	Description	Reqd. QTY		Serial No.	Parts catalogue code	
					GX670 (1)	(2)			
E-28	1	L	87101-ZN1-010	EMBLEM (24.0) .....	1	-	-----	BAF/A, BDW/A, BXF/A, BXF5/A, BXF9/A, TAB/A, TAF/A, TAX1, TDW/A TWF6, TWF6/A, TXA2/A, TXF/A, TXF2/A, TXF4/A, TXF5/A, TXF7, TXF7/A TXF8/A, TXF9/A, TXW, TXW/A, VAB2, VAB2/A, VXE1, VXE1/A, VXE2/A VXE4, VXE4/A	
					1	-	-----	1055364	TAF5/A, TAX1/A, TDW1, TKW, TKW1, TW1, TXF3/A, VAY
					1	-	-----	1015119	BAF, BDW, BXF, BXF5, BXF9, TAB, TAF, TAF5, TDW, TXA2, TXF, TXF2, TXF3 TXF4, TXF5, TXF8, TXF9, VXE2
	17	T	87101-ZN1-020	EMBLEM (GX670) .....	1	-	-----	1055365	TAF5/A, TAX1/A, TDW1, TKW, TKW1, TW1, TXF3/A, VAY

NOTE A:PART NO. CHANGE D:NEWLY PROVIDED E:PART NO.DELETION K:REQUIRED NO. CORRECTION L:APPLICATION SERIAL NO. CORRECTION  
T:APPLICATION CORRECTION Z:REMARKS CHANGE



# PARTS CATALOGUE NEWS

Honda Motor Co., Ltd. Service Division

## PARTS CATALOGUE - CORRECTED

Printed in Japan

CODE NO.	BOOKLET TYPE	13ZN10E4
	MICRO-FICHE	13ZN10ED/FD
PARTS CATALOGUE NEWS	GX670 GX670 [PROPANE ENGINE]	
NEWS NO.	027	

Block No.	Ref. No.	Note	Part No.	Description	Reqd. QTY		Serial No.	Parts catalogue code
					GX670 (1)	(2)		
E-3	9		35480-ZJ1-841	SWITCH ASSY., OIL LEVEL .....	1	1	-----	BXC, BXC/A, BXF, BXF/A, BXF5, BXF5/A, BXF9, BXF9/A, TWF6, TWF6/A, TXA2, TXA2/A, TXF, TXF/A, TXF2, TXF2/A, TXF3, TXF3/A, TXF4, TXF4/A, TXF5, TXF5/A, TXF7, TXF7/A, TXF8, TXF8/A, TXF9, TXF9/A, TXW, TXW/A, VXC2, VXE1, VXE1/A, VXE2, VXE2/A, VXE4, VXE4/A
					-	1	-----	1015208 VXC2/A
		A	35480-ZJ1-842	.....	-	1	1015209	----- VXC2/A

NOTE A:PART NO. CHANGE D:NEWLY PROVIDED E:PART NO.DELETION K:REQUIRED NO. CORRECTION L:APPLICATION SERIAL NO. CORRECTION  
T:APPLICATION CORRECTION Z:REMARKS CHANGE





# PARTS CATALOGUE NEWS

Honda Motor Co., Ltd. Service Division

## PARTS CATALOGUE - CORRECTED

Printed in Japan

CODE NO.	BOOKLET TYPE	13ZN10E4
	MICRO- FICHE	13ZN10ED/FD
PARTS CATALOGUE NEWS	GX670 GX670 [PROPANE ENGINE]	
NEWS NO.	028	

Block No.	Ref. No.	Note	Part No.	Description	Reqd. QTY		Serial No.	Parts catalogue code
					(1)	(2)		
E-40	1		35100-ZJ1-841	SWITCH ASSY., COMBINATION ....	1	-	-----	TAB, TAB/A, TAF5
					1	-	-----	1055441 TAF5/A
			A	35100-ZJ1-842	.....	1	-	1055442

NOTE A:PART NO. CHANGE D:NEWLY PROVIDED E:PART NO.DELETION K:REQUIRED NO. CORRECTION L:APPLICATION SERIAL NO. CORRECTION  
T:APPLICATION CORRECTION Z:REMARKS CHANGE



# PARTS CATALOGUE NEWS

Honda Motor Co., Ltd. Service Division

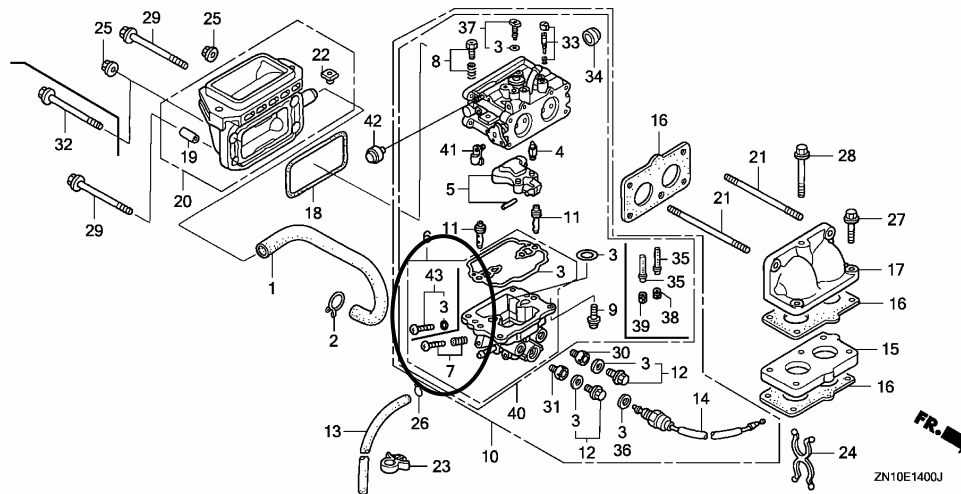
## PARTS CATALOGUE - CORRECTED

Printed in Japan

CODE NO.	BOOKLET TYPE	13ZN10E4
	MICRO-FICHE	13ZN10ED/FD
PARTS CATALOGUE NEWS	GX670 GX670 [PROPANE ENGINE]	
NEWS NO.	029	

Block No.	Ref. No.	Note	Part No.	Description	Reqd. QTY GX670 (1) (2)	Serial No.	Parts catalogue code
-----------	----------	------	----------	-------------	-------------------------------	------------	----------------------

E-14 CARBURETOR (1)



E-14 7 E 16024-124-760 \*PARTS NO. DELETION

NOTE A:PART NO. CHANGE D:NEWLY PROVIDED E:PART NO.DELETION K:REQUIRED NO. CORRECTION L:APPLICATION SERIAL NO. CORRECTION  
T:APPLICATION CORRECTION Z:REMARKS CHANGE

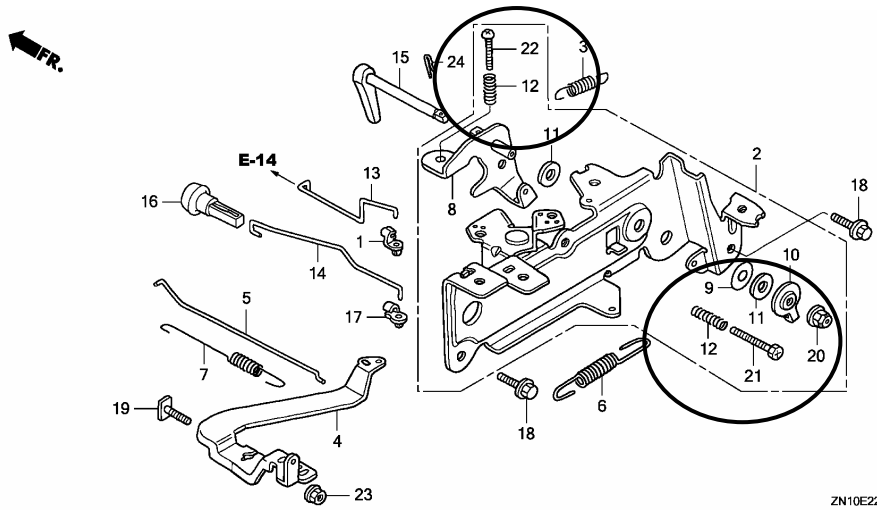
PARTS CATALOGUE NEWS

BOOKNo. : 13ZN10E4

Block No.	Ref. No.	Note	Part No.	Description	Reqd. QTY		Serial No.	Parts catalogue code
					(1)	(2)		
	43	D	16024-124-760	SCREW SET, DRAIN .....	1	-	-----	BAF/A, BDW/A, BXC, BXC/A, BXF/A, BXF5/A, BXF9/A, TAB, TAB/A, TAF/A, TAF5/A, TAX1, TAX1/A, TDW/A, TDW1, TKW, TKW1, TWF6, TWF6/A, TXA2, TXA2/A, TXF/A, TXF2/A, TXF3/A, TXF4/A, TXF5/A, TXF7, TXF7/A, TXF8/A, TXF9/A, TXW, TXW/A, VAY, VXE1, VXE1/A, VXE2/A, VXE4, VXE4/A
				(CARBURETOR NO.)	1	-	BK01A A -----	BAF, BDW, BXF, BXF5, BXF9, TAF, TAF5, TDW, TXF, TXF2, TXF3, TXF4, TXF5, TXF8, TXF9
				(CARBURETOR NO.)	1	-	BK01B B -----	VXE2

E-22 CONTROL (1)

ILLUSTRATION CORRECTED



ZN10E2200C

NOTE A:PART NO. CHANGE D:NEWLY PROVIDED E:PART NO.DELETION K:REQUIRED NO. CORRECTION L:APPLICATION SERIAL NO. CORRECTION  
T:APPLICATION CORRECTION Z:REMARKS CHANGE

October 22, 2007



---

## PARTS CATALOGUE NEWS

---

Honda Motor Co., Ltd. Service Division

Printed in Japan

CODE NO.	BOOKLET TYPE	13ZN10E4
	MICRO- FICHE	13ZN10ED/FD
PARTS CATALOGUE NEWS	GX670 GX670 [PROPANE ENGINE]	
NEWS NO.	030	

### **GX670-TXW1 type sales information**

NOTE: This Parts Catalogue News explains only the parts of the different model that are produced to conform to addition of the GX670-TXW1 type.

As for the parts not listed on this Parts Catalogue News, use the parts of the GX670-TXW/A type.

BOOKNo. : 13ZN10E4

• **Models, parts catalogue codes and applicable serial numbers**

Model	Type		Parts catalogue type	Applicable engine serial No.	Applicable carburetor identification No.
GX670 (1)	TXW	Base type	TXW/A	GCAM-1050001~ 9999999	BK01A A
	TXW1	Additional type	TXW1	GCAM-1050001~	BK01A B

• **Features of each type**

		Base type	Additional type
Specifications	Model	GX670 (1)	
	Type	TXW	TXW1
Crankshaft	28.575mm Ø Straight	●	●
	36.5mm Ø Straight		
	5/16" Ø Tapered		
	3/8" Ø Tapered		
Air cleaner	Standard	●	●
	Snorkel		
Muffler	High-R	(●)	(●)
	High-L	(●)	●
Oil alert		●	●
Recoil starter			
Oil cooler		●	●
Control box		●	●
Winter kit			

## PARTS CATALOGUE NEWS

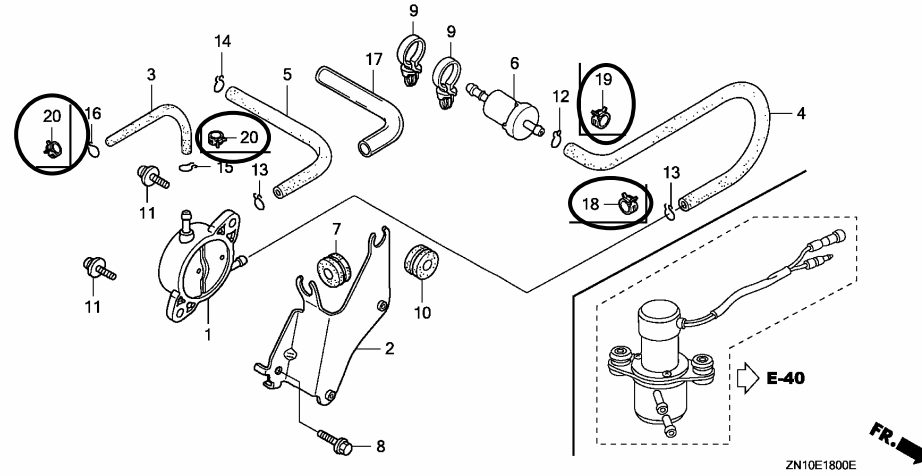
BOOKNo. : 13ZN10E4

Block No.	Ref. No.	Part No.	Description	Reqd. QTY		Base Part No.	Parts catalogue code
				(1) GX670	(2)		
E-3	1	12000-ZN1-416	BARREL ASSY., CYLINDER .....	1	-	12000-ZN1-406	
	9	35480-ZJ1-842	SWITCH ASSY., OIL LEVEL .....	1	-	35480-ZJ1-841	
E-8	1	13010-Z5H-004	RING SET, PISTON (STD.) (TEIKOKU)	2	-	13010-ZJ1-841	
		13011-Z5H-004	RING SET, PISTON (0.25) (TEIKOKU)	(2)	-	13011-ZJ1-841	
		13012-Z5H-004	RING SET, PISTON (0.50) (TEIKOKU)	(2)	-	13012-ZJ1-841	
		13013-Z5H-004	RING SET, PISTON (0.75) (TEIKOKU)	(2)	-	13013-ZJ1-841	
	2	13101-ZN1-010	PISTON (STD.) .....	2	-	13101-ZN1-000	
		13102-ZN1-010	PISTON (0.25) .....	(2)	-	13102-ZN1-000	
		13103-ZN1-010	PISTON (0.50) .....	(2)	-	13103-ZN1-000	
		13104-ZN1-010	PISTON (0.75) .....	(2)	-	13104-ZN1-000	
E-9	10	14730-ZJ1-842	LIFTER ASSY., VALVE .....	1	-	14730-ZJ1-841	
E-12	3	19611-ZJ1-840ZA	COVER, FAN *NH1*..... BLACK	1	-		
	9	34150-ZJ1-843	ALERT UNIT, OIL .....	1	-	34150-ZJ1-842	
E-14	10	16100-ZN1-802	CARBURETOR ASSY. (BK01A B) ...	1	-	16100-ZN1-801	
	42	16140-ZN1-004	FILTER ASSY., AIR VENT .....	(1)	-		
E-16-1	1	18310-ZN1-802	MUFFLER COMP. (HIGH-L) .....	1	-	18310-ZN1-802	
	2	18321-ZN1-003	PROTECTOR, MUFFLER .....	1	-	18321-ZN1-003	
	3	18338-ZJ1-841	STAY, MUFFLER (HIGH) .....	1	-	18338-ZJ1-841	
	6	95701-06008-00	BOLT, FLANGE, 6X8 .....	6	-	95701-06008-00	
	7	95701-08014-00	BOLT, FLANGE, 8X14 .....	4	-	95701-08014-00	
	8	95701-08020-00	BOLT, FLANGE, 8X20 .....	4	-	95701-08020-00	

PARTS CATALOGUE NEWS

BOOKNo. : 13ZN10E4

Block No.	Ref. No.	Part No.	Description	Reqd. QTY GX670 (1) (2)	Base Part No.	Parts catalogue code
E-18		FUEL PUMP (1)				



E-18	3	16851-Z6G-003	TUBE, FUEL (FKM) .....	1 -	16851-ZN1-000	
	4	16855-Z6C-841	TUBE COMP. B, FUEL (FKM) .....	1 -	16852-ZJ1-840	
	12		CLIP, TUBE (B8) .....	0 -	95002-02080	
	13	95002-02100	CLIP, TUBE (B10) .....	1 -	95002-02100	
	15		CLIP, TUBE (C11) .....	0 -	95002-70000	
	16		CLIP, TUBE (B10) .....	0 -	95002-02100	
	17	95003-25015-20	TUBE, VINYL, 9X11X150 (95003-25001-10M)	1 -		
	18	95002-40800-08	CLAMP, TUBE (D8) .....	1 -		
	19	95002-40850-08	CLAMP, TUBE (D8.5) .....	1 -		
	20	95002-41000-08	CLAMP, TUBE (D10) .....	2 -		
E-20	1	30500-ZJ1-845	COIL ASSY., IGNITION .....	1 -	30500-ZJ1-844	

## PARTS CATALOGUE NEWS

BOOKNo. : 13ZN10E4

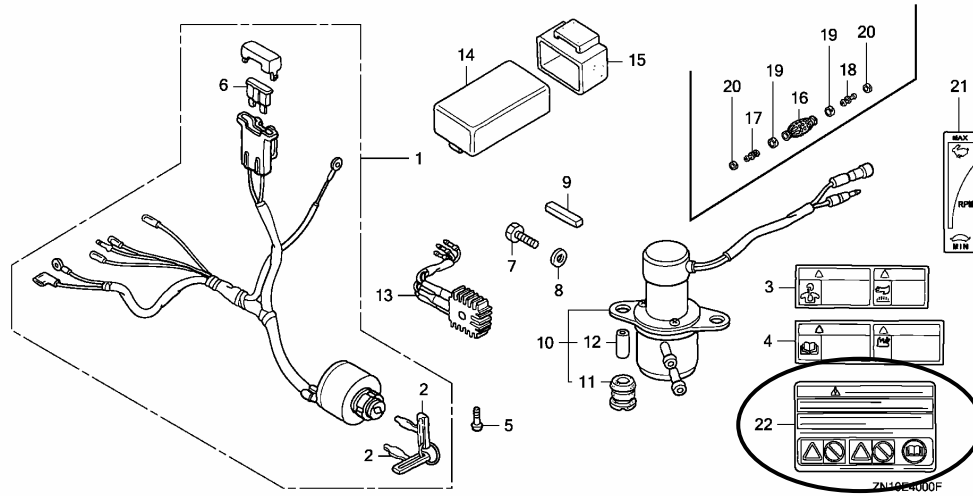
Block No.	Ref. No.	Part No.	Description	Reqd. QTY		Base Part No.	Parts catalogue code
				(1)	(2)		
	3	30550-ZJ1-845	COIL ASSY., IGNITION .....	1	-	30550-ZJ1-844	
	6	31740-ZJ1-862	DIODE ASSY., ENGINE STOP .....	1	-	31740-ZJ1-861	
	12	31630-ZJ1-802	COIL ASSY., CHARGE (12V/20A) .	1	-	31630-ZJ1-801	
E-21	3	31200-ZJ1-842	MOTOR ASSY., STARTER .....	1	-	31200-ZJ1-841	
	5	31204-ZJ1-H02	SWITCH ASSY., MAGNET .....	1	-	31204-ZJ1-H01	
	17	31234-ZJ1-H02	COVER, TERMINAL .....	1	-	31234-ZJ1-H01	
E-22	2	16500-ZJ1-851	CONTROL ASSY. ....	1	-	16500-ZJ1-850	
	8	16570-ZJ1-851	ARM COMP., CONTROL .....	1	-	16570-ZJ1-850	
E-23	3	31620-ZG5-033	RECTIFIER ASSY., REGULATOR (20A)	1	-	31620-ZG5-013	
	6	32340-Z6D-832	BOX ASSY., CONTROL .....	1	-	32340-ZJ1-842	
	10	35100-ZJ1-842	SWITCH ASSY., COMBINATION ....	1	-	35100-ZJ1-841	
	13	87529-Z4S-820	MARK, CONTROL BOX (EXP) .....	1	-	87529-ZE2-861	
	20	94001-04390-0S	NUT, HEX., 4MM .....	1	-	94001-04080-0S	
E-28	1		EMBLEM (24.0) .....	0	-	87101-ZN1-010	
	2		LABEL, SPECIFICATION (GX670) .	0	-	87152-ZN1-010	
	4		MARK, OIL ALERT (EXTERNAL) ...	0	-	87532-ZH8-810	
	5	87532-ZH7-800	MARK, THROTTLE INDICATION ....	1	-	87532-ZJ1-840	
	15	87516-Z0D-800	MARK, OPERATOR CAUTION .....	1	-		
	17	87101-ZN1-020	EMBLEM (GX670) .....	1	-		



BOOKNo. : 13ZN10E4

Block No.	Ref. No.	Part No.	Description	Reqd. QTY	Base Part No.	Parts catalogue code
-----------	----------	----------	-------------	-----------	---------------	----------------------

E-40 COMBINATION SWITCH/FUEL PUMP (1)



E-40	22	87516-ZH7-800	MARK, OPERATOR CAUTION (FRENCH) (MADE IN JAPAN)	1	-	
------	----	---------------	--	---	---	--



# PARTS CATALOGUE NEWS

Honda Motor Co., Ltd. Service Division

## PARTS CATALOGUE - CORRECTED

Printed in Japan

CODE NO.	BOOKLET TYPE	13ZN10E4
	MICRO-FICHE	13ZN10ED/FD
PARTS CATALOGUE NEWS	GX670 GX670 [PROPANE ENGINE]	
NEWS NO.	031	

Block No.	Ref. No.	Note	Part No.	Description	Reqd. QTY		Serial No.	Parts catalogue code
					GX670 (1)	(2)		
E-23	3	L	31620-ZG5-023	RECTIFIER ASSY., REGULATOR (20A)	1	-	1055309 1055743	BXC/A, TAF5/A, TDW1, TW1, VAY
		T	31620-ZG5-033	.....	1	-	-----	TXW1
					1	-	1055744	BXC/A, TAF5/A, TDW1, TW1, VAY

NOTE A:PART NO. CHANGE D:NEWLY PROVIDED E:PART NO.DELETION K:REQUIRED NO. CORRECTION L:APPLICATION SERIAL NO. CORRECTION  
T:APPLICATION CORRECTION Z:REMARKS CHANGE



## PARTS CATALOGUE NEWS

BOOKNo. : 13ZN10E4

Block No.	Ref. No.	Note	Part No.	Description	Reqd. QTY		Serial No.	Parts catalogue code
					Gx670 (1)	(2)		
		L	13012-ZJ1-841	RING SET, PISTON (0.50) (NIPPON)	(2)	(2)	-----	BAF, BAF/A, BDW, BDW/A, BXC, BXF, BXF/A, BXF5, BXF5/A, BXF9, BXF9/A, TAB, TAB/A, TAF, TAF/A, TAF5, TAX1, TDW, TDW/A, TWF6, TWF6/A, TXA2, TXA2/A, TXF, TXF/A, TXF2, TXF2/A, TXF3, TXF4, TXF4/A, TXF5, TXF5/A, TXF7, TXF7/A, TXF8, TXF8/A, TXF9, TXF9/A, TXW, TXW/A, VAB2, VAB2/A, VXC, VXC2, VXE1, VXE1/A, VXE2, VXE2/A, VXE4, VXE4/A
					(2)	-	-----	1055984 BXC/A, TAF5/A, TAX1/A, TDW1, TKW, TKW1, TW1, TXF3/A, VAY
					-	(2)	-----	1015825 VXC/A, VXC2/A
		L	13013-ZJ1-841	RING SET, PISTON (0.75) (NIPPON)	(2)	(2)	-----	BAF, BAF/A, BDW, BDW/A, BXC, BXF, BXF/A, BXF5, BXF5/A, BXF9, BXF9/A, TAB, TAB/A, TAF, TAF/A, TAF5, TAX1, TDW, TDW/A, TWF6, TWF6/A, TXA2, TXA2/A, TXF, TXF/A, TXF2, TXF2/A, TXF3, TXF4, TXF4/A, TXF5, TXF5/A, TXF7, TXF7/A, TXF8, TXF8/A, TXF9, TXF9/A, TXW, TXW/A, VAB2, VAB2/A, VXC, VXC2, VXE1, VXE1/A, VXE2, VXE2/A, VXE4, VXE4/A
					(2)	-	-----	1055984 BXC/A, TAF5/A, TAX1/A, TDW1, TKW, TKW1, TW1, TXF3/A, VAY
					-	(2)	-----	1015825 VXC/A, VXC2/A
		T	13010-Z5H-004	RING SET, PISTON (STD.) (TEIKOKU)	2	-	-----	TXW1
					2	-	1055985	BXC/A, TAF5/A, TAX1/A, TDW1, TKW, TKW1, TW1, TXF3/A, VAY
					-	2	1015826	VXC/A, VXC2/A
		T	13011-Z5H-004	RING SET, PISTON (0.25) (TEIKOKU)	(2)	-	-----	TXW1
					(2)	-	1055985	BXC/A, TAF5/A, TAX1/A, TDW1, TKW, TKW1, TW1, TXF3/A, VAY
					-	(2)	1015826	VXC/A, VXC2/A
		T	13012-Z5H-004	RING SET, PISTON (0.50) (TEIKOKU)	(2)	-	-----	TXW1
					(2)	-	1055985	BXC/A, TAF5/A, TAX1/A, TDW1, TKW, TKW1, TW1, TXF3/A, VAY
					-	(2)	1015826	VXC/A, VXC2/A
		T	13013-Z5H-004	RING SET, PISTON (0.75) (TEIKOKU)	(2)	-	-----	TXW1
					(2)	-	1055985	BXC/A, TAF5/A, TAX1/A, TDW1, TKW, TKW1, TW1, TXF3/A, VAY

NOTE A:PART NO. CHANGE D:NEWLY PROVIDED E:PART NO.DELETION K:REQUIRED NO. CORRECTION L:APPLICATION SERIAL NO. CORRECTION  
T:APPLICATION CORRECTION Z:REMARKS CHANGE

PARTS CATALOGUE NEWS

BOOKNo. : 13ZN10E4

Block No.	Ref. No.	Note	Part No.	Description	Reqd. QTY		Serial No.	Parts catalogue code
					Gx670 (1)	(2)		
					-	(2)	1015826	VXC/A, VXC2/A
	2	L	13101-ZN1-000	PISTON (STD.)	2	2		BAF, BAF/A, BDW, BDW/A, BXC, BXC/A, BXC5, BXC5/A, BXC9, BXC9/A, TAB, TAB/A, TAF, TAF/A, TAF5, TAX1, TDW, TDW/A, TWF6, TWF6/A, TXA2, TXA2/A, TXF, TXF/A, TXF2, TXF2/A, TXF3, TXF4, TXF4/A, TXF5, TXF5/A, TXF7, TXF7/A, TXF8, TXF8/A, TXF9, TXF9/A, TXW, TXW/A, VAB2, VAB2/A, VXC, VXC2, VXE1, VXE1/A, VXE2, VXE2/A, VXE4, VXE4/A
					2	-	1055984	BXC/A, TAF5/A, TAX1/A, TDW1, TKW, TKW1, TW1, TXF3/A, VAY
					-	2	1015825	VXC/A, VXC2/A
		L	13102-ZN1-000	PISTON (0.25)	(2)	(2)		BAF, BAF/A, BDW, BDW/A, BXC, BXC/A, BXC5, BXC5/A, BXC9, BXC9/A, TAB, TAB/A, TAF, TAF/A, TAF5, TAX1, TDW, TDW/A, TWF6, TWF6/A, TXA2, TXA2/A, TXF, TXF/A, TXF2, TXF2/A, TXF3, TXF4, TXF4/A, TXF5, TXF5/A, TXF7, TXF7/A, TXF8, TXF8/A, TXF9, TXF9/A, TXW, TXW/A, VAB2, VAB2/A, VXC, VXC2, VXE1, VXE1/A, VXE2, VXE2/A, VXE4, VXE4/A
					(2)	-	1055984	BXC/A, TAF5/A, TAX1/A, TDW1, TKW, TKW1, TW1, TXF3/A, VAY
					-	(2)	1015825	VXC/A, VXC2/A
		L	13103-ZN1-000	PISTON (0.50)	(2)	(2)		BAF, BAF/A, BDW, BDW/A, BXC, BXC/A, BXC5, BXC5/A, BXC9, BXC9/A, TAB, TAB/A, TAF, TAF/A, TAF5, TAX1, TDW, TDW/A, TWF6, TWF6/A, TXA2, TXA2/A, TXF, TXF/A, TXF2, TXF2/A, TXF3, TXF4, TXF4/A, TXF5, TXF5/A, TXF7, TXF7/A, TXF8, TXF8/A, TXF9, TXF9/A, TXW, TXW/A, VAB2, VAB2/A, VXC, VXC2, VXE1, VXE1/A, VXE2, VXE2/A, VXE4, VXE4/A
					(2)	-	1055984	BXC/A, TAF5/A, TAX1/A, TDW1, TKW, TKW1, TW1, TXF3/A, VAY
					-	(2)	1015825	VXC/A, VXC2/A
		L	13104-ZN1-000	PISTON (0.75)	(2)	(2)		BAF, BAF/A, BDW, BDW/A, BXC, BXC/A, BXC5, BXC5/A, BXC9, BXC9/A, TAB, TAB/A, TAF, TAF/A, TAF5, TAX1, TDW, TDW/A, TWF6, TWF6/A, TXA2, TXA2/A, TXF, TXF/A, TXF2, TXF2/A, TXF3, TXF4, TXF4/A, TXF5, TXF5/A, TXF7, TXF7/A, TXF8, TXF8/A, TXF9, TXF9/A, TXW, TXW/A, VAB2, VAB2/A, VXC, VXC2, VXE1, VXE1/A, VXE2, VXE2/A, VXE4, VXE4/A
					(2)	-	1055984	BXC/A, TAF5/A, TAX1/A, TDW1, TKW, TKW1, TW1, TXF3/A, VAY
					-	(2)	1015825	VXC/A, VXC2/A
		T	13101-ZN1-010	PISTON (STD.)	2	-		TXW1
					2	-	1055985	BXC/A, TAF5/A, TAX1/A, TDW1, TKW, TKW1, TW1, TXF3/A, VAY
					-	2	1015826	VXC/A, VXC2/A

NOTE A:PART NO. CHANGE D:NEWLY PROVIDED E:PART NO.DELETION K:REQUIRED NO. CORRECTION L:APPLICATION SERIAL NO. CORRECTION  
T:APPLICATION CORRECTION Z:REMARKS CHANGE

PARTS CATALOGUE NEWS

BOOKNo. : 13ZN10E4

Block No.	Ref. No.	Note	Part No.	Description	Reqd. QTY		Serial No.	Parts catalogue code
					Gx670 (1)	(2)		
		T	13102-ZN1-010	PISTON (0.25) .....	(2)	-	-----	TXW1
					(2)	-	1055985	BXC/A, TAF5/A, TAX1/A, TDW1, TKW, TKW1, TW1, TXF3/A, VAY
					-	(2)	1015826	VXC/A, VXC2/A
		T	13103-ZN1-010	PISTON (0.50) .....	(2)	-	-----	TXW1
					(2)	-	1055985	BXC/A, TAF5/A, TAX1/A, TDW1, TKW, TKW1, TW1, TXF3/A, VAY
					-	(2)	1015826	VXC/A, VXC2/A
		T	13104-ZN1-010	PISTON (0.75) .....	(2)	-	-----	TXW1
					(2)	-	1055985	BXC/A, TAF5/A, TAX1/A, TDW1, TKW, TKW1, TW1, TXF3/A, VAY
					-	(2)	1015826	VXC/A, VXC2/A
E-9	10	L	14730-ZJ1-841	LIFTER ASSY., VALVE .....	1	1	-----	BAF, BAF/A, BDW, BDW/A, BXC, BXF, BXF/A, BXF5, BXF5/A, BXF9, BXF9/A, TAB, TAB/A, TAF, TAF/A, TAF5, TAX1, TDW, TDW/A, TWF6, TWF6/A, TXA2, TXA2/A, TXF, TXF/A, TXF2, TXF2/A, TXF3, TXF4, TXF4/A, TXF5, TXF5/A, TXF7, TXF7/A, TXF8, TXF8/A, TXF9, TXF9/A, TXW, TXW/A, VAB2, VAB2/A, VXC, VXC2, VXE1, VXE1/A, VXE2, VXE2/A, VXE4, VXE4/A
					1	-	1055847	BXC/A, TAF5/A, TAX1/A, TDW1, TKW, TKW1, TW1, TXF3/A, VAY
					-	1	1015824	VXC/A, VXC2/A
		T	14730-ZJ1-842	.....	1	-	-----	TXW1
					1	-	1055848	BXC/A, TAF5/A, TAX1/A, TDW1, TKW, TKW1, TW1, TXF3/A, VAY
					-	1	1015825	VXC/A, VXC2/A

NOTE A:PART NO. CHANGE D:NEWLY PROVIDED E:PART NO.DELETION K:REQUIRED NO. CORRECTION L:APPLICATION SERIAL NO. CORRECTION  
T:APPLICATION CORRECTION Z:REMARKS CHANGE



# PARTS CATALOGUE NEWS

Honda Motor Co., Ltd. Service Division

## PARTS CATALOGUE - CORRECTED

Printed in Japan

CODE NO.	BOOKLET TYPE	13ZN10E4
	MICRO-FICHE	13ZN10ED/FD
PARTS CATALOGUE NEWS	GX670 GX670 [PROPANE ENGINE]	
NEWS NO.	033	

Block No.	Ref. No.	Note	Part No.	Description	Reqd. QTY		Serial No.	Parts catalogue code		
					(1)	(2)				
E-3	9	L	35480-ZJ1-841	SWITCH ASSY., OIL LEVEL .....	1	1	-----	BXC, BXF, BXF/A, BXF5, BXF5/A, BXF9, BXF9/A, TWF6, TWF6/A, TXA2, TXA2/A, TXF, TXF/A, TXF2, TXF2/A, TXF3, TXF4, TXF4/A, TXF5, TXF5/A, TXF7, TXF7/A, TXF8, TXF8/A, TXF9, TXF9/A, TXW, TXW/A, VXC2, VXE1, VXE1/A, VXE2, VXE2/A, VXE4, VXE4/A		
					1	-	-----	1056057	BXC/A, TXF3/A	
					-	1	-----	1015208	VXC2/A	
			T	35480-ZJ1-842	.....	1	-	-----	-----	TXW1
						1	-	-----	1056058	BXC/A, TXF3/A
						-	1	-----	1015209	VXC2/A

NOTE A:PART NO. CHANGE D:NEWLY PROVIDED E:PART NO.DELETION K:REQUIRED NO. CORRECTION L:APPLICATION SERIAL NO. CORRECTION  
T:APPLICATION CORRECTION Z:REMARKS CHANGE



# PARTS CATALOGUE NEWS

Honda Motor Co., Ltd. Service Division

## PARTS CATALOGUE - CORRECTED

Printed in Japan

CODE NO.	BOOKLET TYPE	13ZN10E4
	MICRO-FICHE	13ZN10ED/FD
PARTS CATALOGUE NEWS	GX670 GX670 [PROPANE ENGINE]	
NEWS NO.	034	

Block No.	Ref. No.	Note	Part No.	Description	Reqd. QTY		Serial No.	Parts catalogue code
					(1)	(2)		
E-28	11	T	87114-ZH7-000	LABEL, WARNING (NOT CERTIFIED FOR SALE)	1	-	-----	BXC/A, TAB/A, TAF5/A, TAX1/A, TDW1, TKW, TKW1, TXF3/A, TXW1, VAY
					1	-	1037552	BXC, TAB, TAF5, TAX1, TXF3

NOTE A:PART NO. CHANGE D:NEWLY PROVIDED E:PART NO.DELETION K:REQUIRED NO. CORRECTION L:APPLICATION SERIAL NO. CORRECTION  
T:APPLICATION CORRECTION Z:REMARKS CHANGE





# PARTS CATALOGUE NEWS

Honda Motor Co., Ltd. Service Division

## PARTS CATALOGUE - CORRECTED

Printed in Japan

CODE NO.	BOOKLET TYPE	13ZN10E4
	MICRO-FICHE	13ZN10ED/FD
PARTS CATALOGUE NEWS	GX670 GX670 [PROPANE ENGINE]	
NEWS NO.	035	

Block No.	Ref. No.	Note	Part No.	Description	Reqd. QTY		Serial No.	Parts catalogue code
					GX670 (1)	(2)		
E-3	1		12000-ZN1-409	BARREL ASSY., CYLINDER .....	-	1	-----	VXC2
					-	1	-----	1015825 VXC2/A
			12000-ZN1-405	.....	1	-	-----	BAF/A, BDW/A, TAB, TAB/A, TAF/A, TDW/A, VAB2, VAB2/A
					1	-	-----	1056009 TDW1, TKW, TKW1, VAY
					1	-	1005630	----- BAF, BDW, TAF, TDW
					1	-	1005630 1009898	TAF5
	L		12000-ZN1-406	.....	1	-	-----	BXC, BXF/A, BXF5/A, BXF9/A, TWF6, TWF6/A, TXA2, TXA2/A, TXF/A, TXF2/A, TXF4/A, TXF5/A, TXF7, TXF7/A, TXF8/A, TXF9/A, TXW, TXW/A, VXE1, VXE1/A, VXE2, VXE2/A, VXE4, VXE4/A
					1	-	-----	1056057 BXC/A, TXF3/A
					1	-	1005760	----- BXF, BXF5, BXF9, TXF, TXF2, TXF3, TXF4, TXF5, TXF8, TXF9
			12000-ZN1-407	.....	1	-	-----	1055983 TAF5/A, TW1
					1	-	1009899	----- TAF5
					-	1	-----	VXC/A

NOTE A:PART NO. CHANGE D:NEWLY PROVIDED E:PART NO.DELETION K:REQUIRED NO. CORRECTION L:APPLICATION SERIAL NO. CORRECTION  
T:APPLICATION CORRECTION Z:REMARKS CHANGE

PARTS CATALOGUE NEWS

BOOKNo. : 13ZN10E4

Block No.	Ref. No.	Note	Part No.	Description	Reqd. QTY		Serial No.	Parts catalogue code
					Gx670 (1)	(2)		
					-	1	1002312	----- VXC
		A	12000-ZN1-419	.....	-	1	1015826	----- VXC2/A
		A	12000-ZN1-415	.....	1	-	1056010	----- TDW1, TKW, TKW1, VAY
		T	12000-ZN1-416	.....	1	-	-----	----- TXW1
					1	-	1056058	----- BXC/A, TXF3/A
		A	12000-ZN1-417	.....	1	-	1055984	----- TAF5/A, TW1
E-12	9	L	34150-ZJ1-842	ALERT UNIT, OIL .....	1	-	-----	----- BXF/A, BXF5/A, BXF9/A, TWF6/A, TXA2/A, TXF/A, TXF2/A, TXF4/A, TXF5/A, TXF7/A, TXF8/A, TXF9/A, TXW/A, VXE1/A, VXE2/A, VXE4/A
					1	-	----- 1056057	----- BXC/A, TXF3/A
					1	-	1038699	----- BXC, BXF, BXF5, BXF9, TWF6, TXA2, TXF, TXF2, TXF3, TXF4, TXF5, TXF7, TXF8, TXF9, TXW, VXE1, VXE2, VXE4
					-	1	----- 1015208	----- VXC2/A
					-	1	1005666	----- VXC2
		T	34150-ZJ1-843	.....	1	-	-----	----- TXW1
					1	-	1056058	----- BXC/A, TXF3/A
					-	1	1015209	----- VXC2/A
E-22	2	T	16500-ZJ1-850	CONTROL ASSY. ....	1	-	-----	----- BAF, BXC, BXF, TAF, TAX1, TWF6, TXA2, TXF, TXF2, TXF4, TXF7, TXF8, TXW
		T	16500-ZJ1-851	.....	1	-	-----	----- BAF/A, BXC/A, BXF/A, TAF/A, TAX1/A, TKW, TKW1, TWF6/A, TXA2/A, TXF/A, TXF2/A, TXF4/A, TXF7/A, TXF8/A, TXW/A, TXW1, VAY
	8	T	16570-ZJ1-850	ARM COMP., CONTROL .....	1	-	-----	----- BAF, BXC, BXF, TAF, TAX1, TWF6, TXA2, TXF, TXF2, TXF4, TXF7, TXF8, TXW
		T	16570-ZJ1-851	.....	1	-	-----	----- BAF/A, BXC/A, BXF/A, TAF/A, TAX1/A, TKW, TKW1, TWF6/A, TXA2/A, TXF/A, TXF2/A, TXF4/A, TXF7/A, TXF8/A, TXW/A, TXW1, VAY

NOTE A:PART NO. CHANGE D:NEWLY PROVIDED E:PART NO.DELETION K:REQUIRED NO. CORRECTION L:APPLICATION SERIAL NO. CORRECTION  
T:APPLICATION CORRECTION Z:REMARKS CHANGE



# PARTS CATALOGUE NEWS

Honda Motor Co., Ltd. Service Division

## PARTS CATALOGUE - CORRECTED

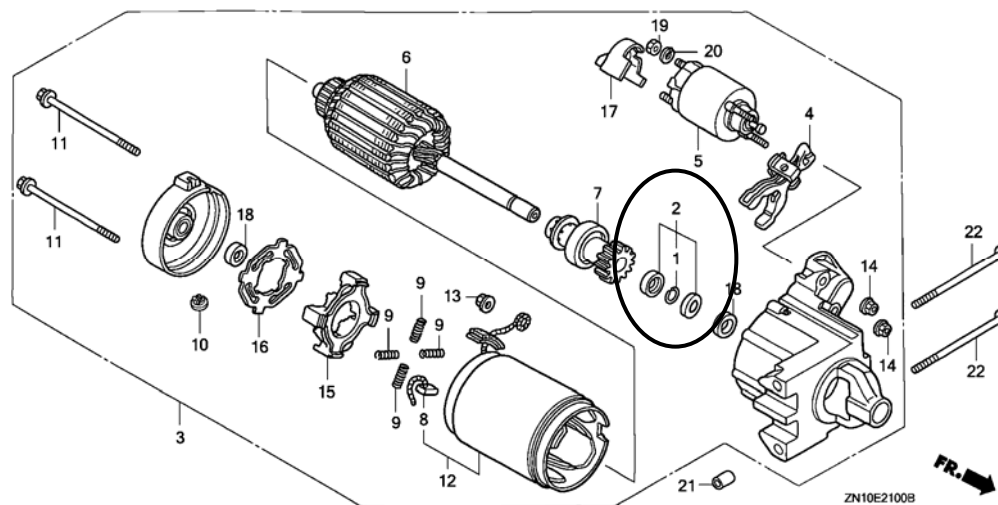
Printed in Japan

CODE NO.	BOOKLET TYPE	13ZN10E4
	MICRO-FICHE	13ZN10ED/FD
PARTS CATALOGUE NEWS	GX670 GX670 [PROPANE ENGINE]	
NEWS NO.	036	

Block No.	Ref. No.	Note	Part No.	Description	Reqd. QTY GX670 (1) (2)	Serial No.	Parts catalogue code
-----------	----------	------	----------	-------------	-------------------------------	------------	----------------------

E-21 STARTER MOTOR

**ILLUSTRATION CORRECTED**



NOTE A:PART NO. CHANGE D:NEWLY PROVIDED E:PART NO.DELETION K:REQUIRED NO. CORRECTION L:APPLICATION SERIAL NO. CORRECTION  
T:APPLICATION CORRECTION Z:REMARKS CHANGE



# PARTS CATALOGUE NEWS

Honda Motor Co., Ltd. Service Division

## PARTS CATALOGUE - CORRECTED

Printed in Japan

CODE NO.	BOOKLET TYPE	13ZN10E4
	MICRO- FICHE	13ZN10ED/FD
PARTS CATALOGUE NEWS	GX670 GX670 [PROPANE ENGINE]	
NEWS NO.	037	

Block No.	Ref. No.	Note	Part No.	Description	Reqd. QTY		Serial No.	Parts catalogue code	
					(1)	(2)			
E-3	1	L	12000-ZN1-407	BARREL ASSY., CYLINDER .....	1	-	----- 1055983	TAF5/A, TW1	
					1	-	1009899	TAF5	
					-	1	----- 1016257	VXC/A	
					-	1	1002312	VXC	
			T	12000-ZN1-417	.....	1	-	----- 1055984	TAF5/A, TW1
						-	1	1016258	VXC/A

NOTE A:PART NO. CHANGE D:NEWLY PROVIDED E:PART NO. DELETION K:REQUIRED NO. CORRECTION L:APPLICATION SERIAL NO. CORRECTION  
T:APPLICATION CORRECTION Z:REMARKS CHANGE



# PARTS CATALOGUE NEWS

Honda Motor Co., Ltd. Service Division

## PARTS CATALOGUE - CORRECTED

Printed in Japan

CODE NO.	BOOKLET TYPE	13ZN10E4
	MICRO- FICHE	13ZN10ED/FD
PARTS CATALOGUE NEWS	GX670 GX670 [PROPANE ENGINE]	
NEWS NO.	038	

Block No.	Ref. No.	Note	Part No.	Description	Reqd. QTY		Serial No.	Parts catalogue code
					(1)	(2)		
E-18	3		16851-Z6G-003	TUBE, FUEL (FKM) .....	1	-	----- 1056542	TXW1
		A	16851-Z6G-013	.....	1	-	1056543 -----	TXW1
	4		16855-Z6C-841	TUBE COMP. B, FUEL (FKM) .....	1	-	----- 1056542	TXW1
		A	16855-Z6C-842	.....	1	-	1056543 -----	TXW1

NOTE A:PART NO. CHANGE D:NEWLY PROVIDED E:PART NO. DELETION K:REQUIRED NO. CORRECTION L:APPLICATION SERIAL NO. CORRECTION  
T:APPLICATION CORRECTION Z:REMARKS CHANGE

September 20, 2008



## PARTS CATALOGUE NEWS

Honda Motor Co., Ltd. Service Division

Printed in Japan

CODE NO.	BOOKLET TYPE	13ZN10E4
	MICRO- FICHE	13ZN10ED/FD
PARTS CATALOGUE NEWS	GX670 GX670 [PROPANE ENGINE]	
NEWS NO.	039	

### GX670-TWD type sales information

NOTE: This Parts Catalogue News explains only the parts of the different model that are produced to conform to addition of the GX670-TWD type.

As for the parts not listed on this Parts Catalogue News, use the parts of the GX670-TAF5/A type.

BOOKNo. : 13ZN10E4

• **Models, parts catalogue codes and applicable serial numbers**

Model	Type		Parts catalogue type	Applicable engine serial No.	Applicable carburetor identification No.
GX670 (1)	TAF5	Base type	TAF5/A	GCAM-1050001~	BK01A A/B
	TWD	Additional type	TWD		BK01C C

• **Features of each type**

		Base type	Additional type
Specifications	Model	GX670 (1)	
	Type	TAF5	TWD
Crankshaft	28.575mm Ø Straight	●	●
	36.5mm Ø Straight		
	5/16" Ø Tapered		
	3/8" Ø Tapered		
Air cleaner	Standard	●	●
	Snorkel		
Muffler	High-R		
	High-L	●	●
Oil alert			
Recoil starter			
Oil cooler		●	●
Control box			
Winter kit			

## PARTS CATALOGUE NEWS

BOOKNo. : 13ZN10E4

Block No.	Ref. No.	Part No.	Description	Reqd. QTY		Base Part No.	Parts catalogue code
				GX670 (1)	(2)		
E-6	1	11300-ZJ1-853	COVER ASSY., CRANKCASE .....	1	-	11300-ZJ1-843	
E-14	1		TUBE, BREATHER .....	0	-	12357-ZJ1-840	
	2		CLIP, BREATHER TUBE .....	0	-	15772-551-000	
	3		GASKET SET .....	0	-	16010-ZN1-801	
	4		VALVE SET, FLOAT .....	0	-	16011-ZN1-801	
	5		FLOAT SET .....	0	-	16013-ZN1-801	
	6		CHAMBER SET, FLOAT .....	0	-	16015-ZN1-801	
	8		SCREW SET, THROTTLE .....	0	-	16028-ZN1-801	
	9		SCREW, PAN, 4X12 .....	0	-	93500-04012-1H	
	10		CARBURETOR ASSY. (BK01A B) ...	0	-	16100-ZN1-802	
	13		TUBE, DRAIN .....	0	-	16198-ZJ1-840	
	14		VALVE ASSY., SOLENOID (KEIHIN)	0	-	16200-ZN1-801	
	15		INSULATOR, CARBURETOR .....	0	-	16211-ZN1-000	
	16		PACKING, CARBURETOR .....	0	-	16221-ZN1-000	
	17		ELBOW, MANIFOLD .....	0	-	17103-ZN1-010	
	18		PACKING, AIR CLEANER .....	0	-	17228-ZN1-000	
	19		COLLAR A, AIR CLEANER .....	0	-	17238-ZJ4-830	
	20		ELBOW COMP., AIR CLEANER .....	0	-	17410-ZN1-000	
	22		NUT, INSERT, 6MM .....	0	-	90314-ZJ1-840	
	23		CLIP B, CABLE (9MM BLACK) ....	0	-	90682-959-661	
	24		CLIP, PURSE LOCK .....	0	-	91402-ZJ1-841	
	26		CLIP, TUBE (B8) .....	0	-	95002-02080	
	27		BOLT, FLANGE, 6X30 .....	0	-	95701-06030-00	
	28		BOLT, FLANGE, 6X65 .....	0	-	95701-06065-00	



## PARTS CATALOGUE NEWS

BOOKNo. : 13ZN10E4

Block No.	Ref. No.	Part No.	Description	Reqd. QTY		Base Part No.	Parts catalogue code
				GX670 (1)	(2)		
	29		BOLT, FLANGE, 6X90 .....	0	-	95801-06090-08	
	32		BOLT, FLANGE, 6X90 .....	0	-	95801-06090-08	
	33		SCREW SET, PILOT .....	0	-	16016-ZN1-801	
	34		CAP, CHOKE DUST .....	0	-	16148-141-881	
	35		NOZZLE, MAIN .....	0	-	16166-ZN1-801	
	36		WASHER, PLAIN .....	0	-	16178-ZN1-801	
	37		JET SET, PILOT, #40 .....	0	-	99204-ZE2-0400	
	38		JET, MAIN, #90 .....	(0)	-	99101-ZH8-0900	
			JET, MAIN, #95 .....	(0)	-	99101-ZH8-0950	
			JET, MAIN, #100 .....	0	-	99101-ZH8-1000	
	39		JET, MAIN, #90 .....	(0)	-	99101-ZH8-0900	
			JET, MAIN, #95 .....	(0)	-	99101-ZH8-0950	
			JET, MAIN, #100 .....	0	-	99101-ZH8-1000	
	41		ARM, THROTTLE LINKAGE .....	0	-	16126-ZJ1-841	
	42		FILTER ASSY., AIR VENT .....	(0)	-	16140-ZN1-004	
	43		SCREW SET, DRAIN .....	0	-	16024-124-760	
E-14-2	1	12357-ZJ1-840	TUBE, BREATHER .....	1	-		
	2	15772-551-000	CLIP, BREATHER TUBE .....	1	-		
	3	16010-ZN1-H01	GASKET SET .....	1	-		
	4	16011-ZN1-801	VALVE SET, FLOAT .....	1	-		
	5	16013-ZN1-801	FLOAT SET .....	1	-		
	6	16015-ZN1-H01	CHAMBER SET, FLOAT .....	1	-		
	7	16016-ZN1-801	SCREW SET, PILOT .....	2	-		
	9	16028-ZN1-801	SCREW SET, THROTTLE .....	1	-		

## PARTS CATALOGUE NEWS

BOOKNo. : 13ZN10E4

Block No.	Ref. No.	Part No.	Description	Reqd. QTY		Base Part No.	Parts catalogue code
				GX670 (1)	(2)		
	10	16100-ZN1-H06	CARBURETOR ASSY. (BK01C C) ...	1	-		
	11	16148-141-881	CAP, CHOKE DUST .....	1	-		
	12	16166-ZN1-801	NOZZLE, MAIN .....	2	-		
	13	16178-ZN1-801	WASHER, PLAIN .....	1	-		
	15	16200-ZN1-801	VALVE ASSY., SOLENOID (KEIHIN)	1	-		
	16	16211-ZN1-000	INSULATOR, CARBURETOR .....	1	-		
	17	16221-ZN1-000	PACKING, CARBURETOR .....	3	-		
	18	17103-ZN1-010	ELBOW, MANIFOLD .....	1	-		
	19	17228-ZN1-000	PACKING, AIR CLEANER .....	1	-		
	20	17238-ZJ4-830	COLLAR A, AIR CLEANER .....	4	-		
	21	17410-ZN1-000	ELBOW COMP., AIR CLEANER .....	1	-		
	22	90314-ZJ1-840	NUT, INSERT, 6MM .....	2	-		
	23	90682-959-661	CLIP B, CABLE (9MM BLACK) ....	1	-		
	24	91402-ZJ1-841	CLIP, PURSE LOCK .....	1	-		
	25	93500-04012-1H	SCREW, PAN, 4X12 .....	4	-		
	27	95701-06030-00	BOLT, FLANGE, 6X30 .....	2	-		
	28	95701-06065-00	BOLT, FLANGE, 6X65 .....	1	-		
	29	95801-06090-08	BOLT, FLANGE, 6X90 .....	4	-		
	30	99101-ZH8-0900	JET, MAIN, #90 .....	(1)	-		
		99101-ZH8-0950	JET, MAIN, #95 .....	(1)	-		
		99101-ZH8-1000	JET, MAIN, #100 .....	1	-		
	31	99101-ZH8-0900	JET, MAIN, #90 .....	(1)	-		
		99101-ZH8-0950	JET, MAIN, #95 .....	(1)	-		
		99101-ZH8-1000	JET, MAIN, #100 .....	1	-		

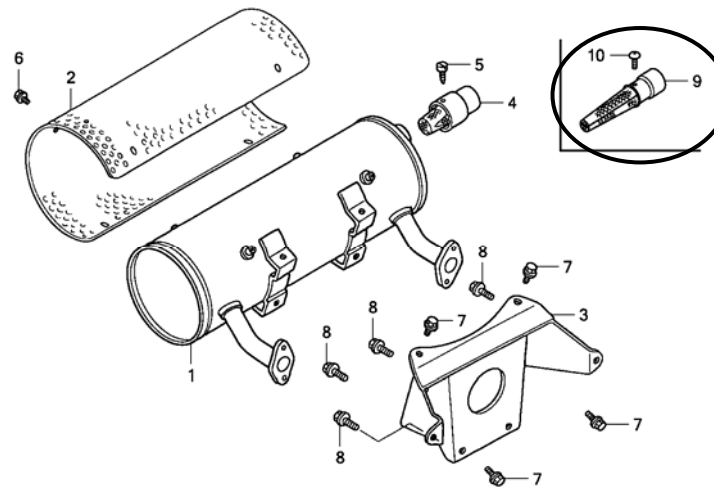
PARTS CATALOGUE NEWS

BOOKNo. : 13ZN10E4

Block No.	Ref. No.	Part No.	Description	Reqd. QTY		Base Part No.	Parts catalogue code
				(1)	(2)		
	32	99204-ZE2-0400	JET SET, PILOT, #40 .....	2	-		
	33	16126-ZJ1-841	ARM, THROTTLE LINKAGE .....	1	-		
	34	95001-45500-50	HOSE, FUEL, 4.5X500 (95001-45001-50M)	1	-		
	35	95002-40850-08	CLAMP, TUBE (D8.5) .....	1	-		
	36	95003-36010-20	TUBE, VINYL, 11X13X100 (95003-36001-10M)	1	-		
	37	16140-ZN1-004	FILTER ASSY., AIR VENT .....	(1)	-		

E-16-1 MUFFLER (HIGH-L)

Ref. No.	(Relative ref. Number) Description	FRT
4	(9) 3131A1 ARRESTER, SPARK .....	0.1



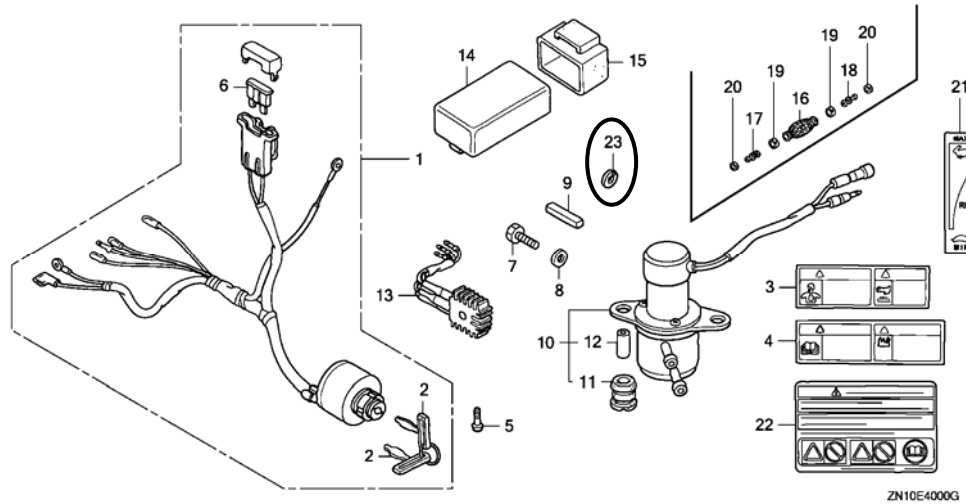
E-16-1	1	18310-ZJ1-802	MUFFLER COMP. (HIGH-L) .....	1	-	18310-ZN1-802
	2	18321-ZJ1-000	PROTECTOR, MUFFLER (HIGH) ....	1	-	18321-ZN1-003
	3	18338-ZJ1-000	STAY, MUFFLER (HIGH) .....	1	-	18338-ZJ1-841
	4		ARRESTER, SPARK .....	(0)	-	18355-ZN1-003
	5		SCREW, (NELSON) .....	(0)	-	90009-ZJ1-801

PARTS CATALOGUE NEWS

BOOKNo. : 13ZN10E4

Block No.	Ref. No.	Part No.	Description	Reqd. QTY	Base Part No.	Parts catalogue code
				GX670 (1) (2)		
	9	18355-ZJ1-000	ARRESTER, SPARK .....	(1) -		
	10	90050-ZE1-000	SCREW, TAPPING, 5X8 .....	(1) -		
E-28	2		LABEL, SPECIFICATION (GX670) .	0 -	87152-ZN1-010	

E-40 COMBINATION SWITCH/FUEL PUMP (1)

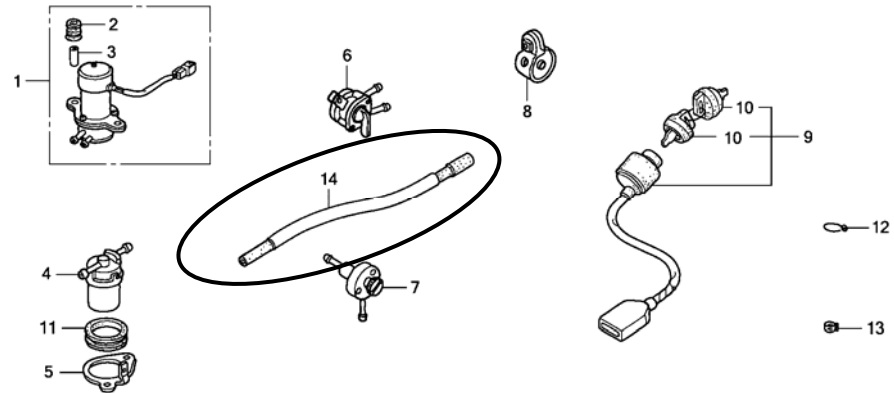


E-40	1		SWITCH ASSY., COMBINATION ....	0 -	35100-ZJ1-842	
	2		KEY COMP. ....	0 -	35111-880-013	
	6		FUSE, BLADE (25A) .....	0 -	98200-32500	
	7	90003-ZE2-000	BOLT, HEX. (7/16-20UNF) .....	1 -		
	23	94111-04800	WASHER, SPRING, 4MM .....	10 -		

PARTS CATALOGUE NEWS

BOOKNo. : 13ZN10E4

Block No.	Ref. No.	Part No.	Description	Reqd. QTY GX670 (1) (2)	Base Part No.	Parts catalogue code
E-40-2			COMBINATION SWITCH/FUEL PUMP (2)			



ZN10E4002A

E-40-2	4	16900-SA5-004	STRAINER COMP., FUEL (TOYO ROKI)	1	-	
	5	16914-ZW1-000	STAY, FUEL STRAINER .....	1	-	
	6	16950-797-A01	COCK ASSY., FUEL .....	1	-	
	7	16980-797-A01	SCREW COMP., FUEL DRAIN .....	1	-	
	9	35100-766-013	SWITCH ASSY., COMBINATION ....	1	-	
	10	35110-736-612	KEY ASSY., COMBINATION SWITCH (BLACK)	2	-	
	11	40146-ZV5-000	GROMMET, FUEL STRAINER .....	1	-	
	13	95002-40850-08	CLAMP, TUBE (D8.5) .....	1	-	
	14	16850-797-A00	TUBE COMP. A, FUEL .....	1	-	



# PARTS CATALOGUE NEWS

Honda Motor Co., Ltd. Service Division

## PARTS CATALOGUE - CORRECTED

Printed in Japan

CODE NO.	BOOKLET TYPE	13ZN10E4
	MICRO- FICHE	13ZN10ED/FD
PARTS CATALOGUE NEWS	GX670 GX670 [PROPANE ENGINE]	
NEWS NO.	040	

Block No.	Ref. No.	Note	Part No.	Description	Reqd. QTY		Serial No.	Parts catalogue code	
					GX670 (1)	(2)			
E-16-1	1	L	18310-ZN1-802	MUFFLER COMP. (HIGH-L) .....	1	-	-----	TW1, TXF7, TXF7/A, TXF8/A	
					1	-	-----	1056805 TAF5/A, TXF3/A, TXW1	
					1	-	1005577	-----	TAF5, TXF3, TXF8
					(1)	-	-----	-----	BAF/A, BDW/A, BXC, BXF/A, BXF5/A, BXF9/A, TAF/A, TAX1, TDW/A, TWF6 TWF6/A, TXF/A, TXF4/A, TXF5/A, TXF9/A, TXW, TXW/A, VXE1, VXE1/A VXE2, VXE2/A, VXE4, VXE4/A
					(1)	-	-----	1056805	BXC/A, TAX1/A, TDW1, TKW, TKW1, VAY
	(1)	-	1005577	-----	BAF, BDW, BXF, BXF5, BXF9, TAF, TDW, TXF, TXF4, TXF5, TXF9				
	-	(1)							
		T	18310-ZJ1-802	.....	1	-	-----	TWD	
	1				-	1056806	-----	TAF5/A, TXF3/A, TXW1	
	(1)				-	1056806	-----	BXC/A, TAX1/A, TDW1, TKW, TKW1, VAY	
	2	L	18321-ZN1-003	PROTECTOR, MUFFLER .....	1	-	-----	TAF5, TW1, TXF3, TXF7, TXF7/A, TXF8, TXF8/A	
1					-	-----	1056805	TAF5/A, TXF3/A, TXW1	

NOTE A:PART NO. CHANGE D:NEWLY PROVIDED E:PART NO. DELETION K:REQUIRED NO. CORRECTION L:APPLICATION SERIAL NO. CORRECTION  
T:APPLICATION CORRECTION Z:REMARKS CHANGE

PARTS CATALOGUE NEWS

BOOKNo. : 13ZN10E4

Block No.	Ref. No.	Note	Part No.	Description	Reqd. QTY		Serial No.	Parts catalogue code
					Gx670 (1)	(2)		
					(1)	-	-----	BAF, BAF/A, BDW, BDW/A, BXC, BXF, BXF/A, BXF5, BXF5/A, BXF9, BXF9/A TAF, TAF/A, TAX1, TDW, TDW/A, TWF6, TWF6/A, TXF, TXF/A, TXF4 TXF4/A, TXF5, TXF5/A, TXF9, TXF9/A, TXW, TXW/A, VXE1, VXE1/A, VXE2 VXE2/A, VXE4, VXE4/A
					(1)	-	-----	1056805 BXC/A, TAX1/A, TDW1, TKW, TKW1, VAY
					-	(1)		
		T	18321-ZJ1-000	PROTECTOR, MUFFLER (HIGH) . . . .	1	-	-----	TWD
					1	-	1056806	TAF5/A, TXF3/A, TXW1
					(1)	-	1056806	BXC/A, TAX1/A, TDW1, TKW, TKW1, VAY
		3	L	18338-ZJ1-841	STAY, MUFFLER (HIGH) . . . . .	1	-	TAF5, TW1, TXF3, TXF7, TXF7/A, TXF8, TXF8/A
					1	-	1056805	TAF5/A, TXF3/A, TXW1
					(1)	-	-----	BAF, BAF/A, BDW, BDW/A, BXC, BXF, BXF/A, BXF5, BXF5/A, BXF9, BXF9/A TAF, TAF/A, TAX1, TDW, TDW/A, TWF6, TWF6/A, TXF, TXF/A, TXF4 TXF4/A, TXF5, TXF5/A, TXF9, TXF9/A, TXW, TXW/A, VXE1, VXE1/A, VXE2 VXE2/A, VXE4, VXE4/A
					(1)	-	1056805	BXC/A, TAX1/A, TDW1, TKW, TKW1, VAY
					-	(1)		
		T	18338-ZJ1-000	.....	1	-	-----	TWD
					1	-	1056806	TAF5/A, TXF3/A, TXW1
					(1)	-	1056806	BXC/A, TAX1/A, TDW1, TKW, TKW1, VAY
		4	L	18355-ZN1-003	ARRESTER, SPARK . . . . .	(1)	-	BAF, BAF/A, BDW, BDW/A, BXC, BXF, BXF/A, BXF5, BXF5/A, BXF9, BXF9/A TAF, TAF/A, TAF5, TAX1, TDW, TDW/A, TWF6, TWF6/A, TXF, TXF/A, TXF2 TXF2/A, TXF3, TXF4, TXF4/A, TXF5, TXF5/A, TXF7, TXF7/A, TXF8 TXF8/A, TXF9, TXF9/A, TXW, TXW/A, VAB2, VAB2/A, VXE1, VXE1/A, VXE2 VXE2/A, VXE4, VXE4/A
					(1)	-	1056805	BXC/A, TAF5/A, TAX1/A, TDW1, TKW, TKW1, TXF3/A, TXW1, VAY
					-	(1)		

NOTE A:PART NO. CHANGE D:NEWLY PROVIDED E:PART NO.DELETION K:REQUIRED NO. CORRECTION L:APPLICATION SERIAL NO. CORRECTION  
T:APPLICATION CORRECTION Z:REMARKS CHANGE

PARTS CATALOGUE NEWS

BOOKNo. : 13ZN10E4

Block No.	Ref. No.	Note	Part No.	Description	Reqd. QTY		Serial No.	Parts catalogue code
					GX670 (1)	(2)		
	5	L	90009-ZJ1-801	SCREW (NELSON) .....	(1)	-	-----	BAF, BAF/A, BDW, BDW/A, BXC, BXF, BXF/A, BXF5, BXF5/A, BXF9, BXF9/A, TAF, TAF/A, TAF5, TAX1, TDW, TDW/A, TWF6, TWF6/A, TXF, TXF/A, TXF2, TXF2/A, TXF3, TXF4, TXF4/A, TXF5, TXF5/A, TXF7, TXF7/A, TXF8, TXF8/A, TXF9, TXF9/A, TXW, TXW/A, VAB2, VAB2/A, VXE1, VXE1/A, VXE2, VXE2/A, VXE4, VXE4/A
					(1)	-	-----	1056805 BXC/A, TAF5/A, TAX1/A, TDW1, TKW, TKW1, TXF3/A, TXW1, VAY
					-	(1)		
	9	T	18355-ZJ1-000	ARRESTER, SPARK .....	(1)	-	-----	TWD
					(1)	-	1056806	BXC/A, TAF5/A, TAX1/A, TDW1, TKW, TKW1, TXF3/A, TXW1, VAY
	10	T	90050-ZE1-000	SCREW, TAPPING, 5X8 .....	(1)	-	-----	TWD
					(1)	-	1056806	BXC/A, TAF5/A, TAX1/A, TDW1, TKW, TKW1, TXF3/A, TXW1, VAY

NOTE A:PART NO. CHANGE D:NEWLY PROVIDED E:PART NO.DELETION K:REQUIRED NO. CORRECTION L:APPLICATION SERIAL NO. CORRECTION  
T:APPLICATION CORRECTION Z:REMARKS CHANGE





# PARTS CATALOGUE NEWS

Honda Motor Co., Ltd. Service Division

## PARTS CATALOGUE - CORRECTED

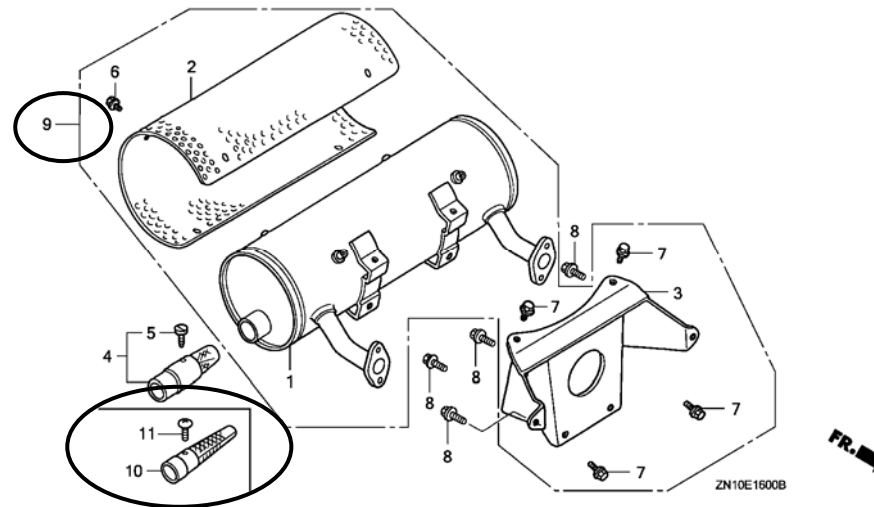
Printed in Japan

CODE NO.	BOOKLET TYPE	13ZN10E4
	MICRO-FICHE	13ZN10ED/FD
PARTS CATALOGUE NEWS	GX670 GX670 [PROPANE ENGINE]	
NEWS NO.	041	

Block No.	Ref. No.	Note	Part No.	Description	Reqd. QTY GX670 (1) (2)	Serial No.	Parts catalogue code
-----------	----------	------	----------	-------------	-------------------------------	------------	----------------------

### E-16 MUFFLER (HIGH-R)

Ref. No.	LON	(Relative ref. Number) Description	FRT
4		(10)	
	3131A1	ARRESTER, SPARK .....	0.1
	3131C3	MUFFLER ASSEMBLY, EXHAUST ....	0.6



NOTE A:PART NO. CHANGE D:NEWLY PROVIDED E:PART NO. DELETION K:REQUIRED NO. CORRECTION L:APPLICATION SERIAL NO. CORRECTION  
T:APPLICATION CORRECTION Z:REMARKS CHANGE

PARTS CATALOGUE NEWS

BOOKNo. : 13ZN10E4

Block No.	Ref. No.	Note	Part No.	Description	Reqd. QTY		Serial No.	Parts catalogue code
					(1)	(2)		
E-16	1	D	18310-ZJ1-004	MUFFLER COMP. (HIGH-R) (FUTABA) (SILVER MUFFLER)	(1)	-	-----	BAF, BAF/A, BDW, BDW/A, BXC, BXC/A, BXF, BXF/A, BXF5, BXF5/A, BXF9 BXF9/A, TAF, TAF/A, TAX1, TAX1/A, TDW, TDW/A, TDW1, TKW, TKW1, TWF6 TWF6/A, TXF, TXF/A, TXF3, TXF3/A, TXF4, TXF4/A, TXF5, TXF5/A, TXF8 TXF8/A, TXF9, TXF9/A, TXW, TXW/A, TXW1, VAY, VXE1, VXE1/A, VXE2 VXE2/A, VXE4, VXE4/A
				(FOR SILVER MUFFLER)	-	(1)		
	Z	18310-ZN1-003	MUFFLER COMP. (HIGH-R) (NELSON) (BLACK MUFFLER)	(1)	-	-----	BAF, BAF/A, BDW, BDW/A, BXC, BXC/A, BXF, BXF/A, BXF5, BXF5/A, BXF9 BXF9/A, TAF, TAF/A, TAX1, TAX1/A, TDW, TDW/A, TDW1, TKW, TKW1, TWF6 TWF6/A, TXF, TXF/A, TXF3, TXF3/A, TXF4, TXF4/A, TXF5, TXF5/A, TXF8 TXF8/A, TXF9, TXF9/A, TXW, TXW/A, TXW1, VAY, VXE1, VXE1/A, VXE2 VXE2/A, VXE4, VXE4/A	
			(FOR BLACK MUFFLER)	-	(1)			
	2	D	18321-ZJ1-000	PROTECTOR, MUFFLER (HIGH) (FUTABA)	(1)	-	-----	BAF, BAF/A, BDW, BDW/A, BXC, BXC/A, BXF, BXF/A, BXF5, BXF5/A, BXF9 BXF9/A, TAF, TAF/A, TAX1, TAX1/A, TDW, TDW/A, TDW1, TKW, TKW1, TWF6 TWF6/A, TXF, TXF/A, TXF3, TXF3/A, TXF4, TXF4/A, TXF5, TXF5/A, TXF8 TXF8/A, TXF9, TXF9/A, TXW, TXW/A, TXW1, VAY, VXE1, VXE1/A, VXE2 VXE2/A, VXE4, VXE4/A
				(FOR SILVER MUFFLER)	-	(1)		
Z	18321-ZN1-003	PROTECTOR, MUFFLER (HIGH) (NELSON)	(1)	-	-----	BAF, BAF/A, BDW, BDW/A, BXC, BXC/A, BXF, BXF/A, BXF5, BXF5/A, BXF9 BXF9/A, TAF, TAF/A, TAX1, TAX1/A, TDW, TDW/A, TDW1, TKW, TKW1, TWF6 TWF6/A, TXF, TXF/A, TXF3, TXF3/A, TXF4, TXF4/A, TXF5, TXF5/A, TXF8 TXF8/A, TXF9, TXF9/A, TXW, TXW/A, TXW1, VAY, VXE1, VXE1/A, VXE2 VXE2/A, VXE4, VXE4/A		
		(FOR BLACK MUFFLER)	-	(1)				
3	D	18338-ZJ1-000	STAY, MUFFLER (HIGH) (FOR SILVER MUFFLER)	(1)	-	-----	BAF, BAF/A, BDW, BDW/A, BXC, BXC/A, BXF, BXF/A, BXF5, BXF5/A, BXF9 BXF9/A, TAF, TAF/A, TAX1, TAX1/A, TDW, TDW/A, TDW1, TKW, TKW1, TWF6 TWF6/A, TXF, TXF/A, TXF3, TXF3/A, TXF4, TXF4/A, TXF5, TXF5/A, TXF8 TXF8/A, TXF9, TXF9/A, TXW, TXW/A, TXW1, VAY, VXE1, VXE1/A, VXE2 VXE2/A, VXE4, VXE4/A	
			(FOR SILVER MUFFLER)	-	(1)			

NOTE A:PART NO. CHANGE D:NEWLY PROVIDED E:PART NO. DELETION K:REQUIRED NO. CORRECTION L:APPLICATION SERIAL NO. CORRECTION  
T:APPLICATION CORRECTION Z:REMARKS CHANGE

PARTS CATALOGUE NEWS

BOOKNo. : 13ZN10E4

Block No.	Ref. No.	Note	Part No.	Description	Reqd. QTY		Serial No.	Parts catalogue code
					(1)	(2)		
		Z	18338-ZJ1-841	(FOR BLACK MUFFLER)	(1)	-	-----	BAF, BAF/A, BDW, BDW/A, BXC, BXC/A, BXF, BXF/A, BXF5, BXF5/A, BXF9, BXF9/A, TAF, TAF/A, TAX1, TAX1/A, TDW, TDW/A, TDW1, TKW, TKW1, TWF6, TWF6/A, TXF, TXF/A, TXF3, TXF3/A, TXF4, TXF4/A, TXF5, TXF5/A, TXF8, TXF8/A, TXF9, TXF9/A, TXW, TXW/A, TXW1, VAY, VXE1, VXE1/A, VXE2, VXE2/A, VXE4, VXE4/A
				(FOR BLACK MUFFLER)	-	(1)		
	4	Z	18355-ZN1-003	ARRESTER, SPARK (FOR BLACK MUFFLER)	(1)	-	-----	BAF, BAF/A, BDW, BDW/A, BXC, BXC/A, BXF, BXF/A, BXF5, BXF5/A, BXF9, BXF9/A, TAF, TAF/A, TAX1, TAX1/A, TDW, TDW/A, TDW1, TKW, TKW1, TWF6, TWF6/A, TXA2, TXA2/A, TXF, TXF/A, TXF3, TXF3/A, TXF4, TXF4/A, TXF5, TXF5/A, TXF8, TXF8/A, TXF9, TXF9/A, TXW, TXW/A, TXW1, VAB2, VAB2/A, VAY, VXE1, VXE1/A, VXE2, VXE2/A, VXE4, VXE4/A
				(FOR BLACK MUFFLER)	-	(1)		
	5	Z	90009-ZJ1-801	SCREW (NELSON) (FOR BLACK MUFFLER)	(1)	-	-----	BAF, BAF/A, BDW, BDW/A, BXC, BXC/A, BXF, BXF/A, BXF5, BXF5/A, BXF9, BXF9/A, TAF, TAF/A, TAX1, TAX1/A, TDW, TDW/A, TDW1, TKW, TKW1, TWF6, TWF6/A, TXA2, TXA2/A, TXF, TXF/A, TXF3, TXF3/A, TXF4, TXF4/A, TXF5, TXF5/A, TXF8, TXF8/A, TXF9, TXF9/A, TXW, TXW/A, TXW1, VAB2, VAB2/A, VAY, VXE1, VXE1/A, VXE2, VXE2/A, VXE4, VXE4/A
				(FOR BLACK MUFFLER)	-	(1)		
	9	D	18300-ZJ1-880	MUFFLER ASSY. (HIGH-R) (FUTABA) (SILVER MUFFLER)	(1)	-	-----	BAF, BAF/A, BDW, BDW/A, BXC, BXC/A, BXF, BXF/A, BXF5, BXF5/A, BXF9, BXF9/A, TAF, TAF/A, TAX1, TAX1/A, TDW, TDW/A, TDW1, TKW, TKW1, TWF6, TWF6/A, TXF, TXF/A, TXF3, TXF3/A, TXF4, TXF4/A, TXF5, TXF5/A, TXF8, TXF8/A, TXF9, TXF9/A, TXW, TXW/A, TXW1, VAY, VXE1, VXE1/A, VXE2, VXE2/A, VXE4, VXE4/A
					-	(1)		
	10	D	18355-ZJ1-000	ARRESTER, SPARK (FOR SILVER MUFFLER)	(1)	-	-----	BAF, BAF/A, BDW, BDW/A, BXC, BXC/A, BXF, BXF/A, BXF5, BXF5/A, BXF9, BXF9/A, TAF, TAF/A, TAX1, TAX1/A, TDW, TDW/A, TDW1, TKW, TKW1, TWF6, TWF6/A, TXF, TXF/A, TXF3, TXF3/A, TXF4, TXF4/A, TXF5, TXF5/A, TXF8, TXF8/A, TXF9, TXF9/A, TXW, TXW/A, TXW1, VAY, VXE1, VXE1/A, VXE2, VXE2/A, VXE4, VXE4/A
				(FOR SILVER MUFFLER)	-	(1)		

NOTE A:PART NO. CHANGE D:NEWLY PROVIDED E:PART NO.DELETION K:REQUIRED NO. CORRECTION L:APPLICATION SERIAL NO. CORRECTION  
T:APPLICATION CORRECTION Z:REMARKS CHANGE

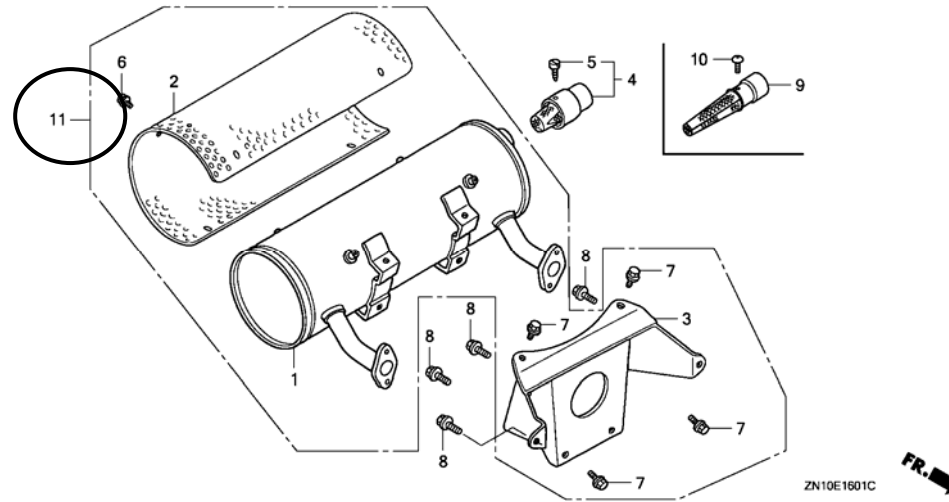
PARTS CATALOGUE NEWS

BOOKNo. : 13ZN10E4

Block No.	Ref. No.	Note	Part No.	Description	Reqd. QTY		Serial No.	Parts catalogue code
					(1)	(2)		
	11	D	93901-250J0	SCREW, TAPPING, 5X8 (FOR SILVER MUFFLER)	(1)	-	-----	BAF, BAF/A, BDW, BDW/A, BXC, BXC/A, BXF, BXF/A, BXF5, BXF5/A, BXF9, BXF9/A, TAF, TAF/A, TAX1, TAX1/A, TDW, TDW/A, TDW1, TKW, TKW1, TWF6, TWF6/A, TXF, TXF/A, TXF3, TXF3/A, TXF4, TXF4/A, TXF5, TXF5/A, TXF8, TXF8/A, TXF9, TXF9/A, TXW, TXW/A, TXW1, VAY, VXE1, VXE1/A, VXE2, VXE2/A, VXE4, VXE4/A
				(FOR SILVER MUFFLER)	-	(1)		

E-16-1 MUFFLER (HIGH-L)

Ref. No.	(Relative ref. Number)	Description	FRT
11	3131C3	MUFFLER ASSEMBLY, EXHAUST .....	0.6



E-16-1	1	Z	18310-ZN1-801	MUFFLER COMP. (HIGH-L) (NELSON) (FOR BLACK MUFFLER)	1	-	-----	1005576	TAF5, TXF3, TXF8
				(FOR BLACK MUFFLER)	(1)	-	-----	1005576	BAF, BDW, BXF, BXF5, BXF9, TAF, TDW, TXF, TXF4, TXF5, TXF9
		Z	18310-ZN1-802	..... (FOR BLACK MUFFLER)	1	-	-----	-----	TW1, TXF7, TXF7/A, TXF8/A
				(FOR BLACK MUFFLER)	1	-	-----	1056805	TAF5/A, TXF3/A, TXW1
				(FOR BLACK MUFFLER)	1	-	-----	1005577	TAF5, TXF3, TXF8

NOTE A:PART NO. CHANGE D:NEWLY PROVIDED E:PART NO.DELETION K:REQUIRED NO. CORRECTION L:APPLICATION SERIAL NO. CORRECTION  
T:APPLICATION CORRECTION Z:REMARKS CHANGE

## PARTS CATALOGUE NEWS

BOOKNo. : 13ZN10E4

Block No.	Ref. No.	Note	Part No.	Description	Reqd. QTY		Serial No.	Parts catalogue code
					Gx670 (1)	(2)		
				(FOR BLACK MUFFLER)	(1)	-	-----	BAF/A, BDW/A, BXC, BXF/A, BXF5/A, BXF9/A, TAF/A, TAX1, TDW/A, TWF6 TWF6/A, TXF/A, TXF4/A, TXF5/A, TXF9/A, TXW, TXW/A, VXE1, VXE1/A VXE2, VXE2/A, VXE4, VXE4/A
				(FOR BLACK MUFFLER)	(1)	-	-----	1056805 BXC/A, TAX1/A, TDW1, TKW, TKW1, VAY
				(FOR BLACK MUFFLER)	(1)	-	1005577	----- BAF, BDW, BXF, BXF5, BXF9, TAF, TDW, TXF, TXF4, TXF5, TXF9
				(FOR BLACK MUFFLER)	-	(1)		
		T	18310-ZJ1-802	MUFFLER COMP. (HIGH-L) (FUTABA)	1	-	-----	TWD
				(FOR SILVER MUFFLER)	1	-	-----	TAF5, TAF5/A, TW1, TXF3, TXF3/A, TXF7, TXF7/A, TXF8, TXF8/A, TXW1
				(FOR SILVER MUFFLER)	(1)	-	-----	BAF, BAF/A, BDW, BDW/A, BXC, BXC/A, BXF, BXF/A, BXF5, BXF5/A, BXF9 BXF9/A, TAF, TAF/A, TAX1, TAX1/A, TDW, TDW/A, TDW1, TKW, TKW1, TWF6 TWF6/A, TXF, TXF/A, TXF4, TXF4/A, TXF5, TXF5/A, TXF9, TXF9/A, TXW TXW/A, VAY, VXE1, VXE1/A, VXE2, VXE2/A, VXE4, VXE4/A
				(FOR SILVER MUFFLER)	-	(1)		
		2 Z	18321-ZN1-003	PROTECTOR, MUFFLER (HIGH) (NELSON)				
				(FOR BLACK MUFFLER)	1	-	-----	TAF5, TW1, TXF3, TXF7, TXF7/A, TXF8, TXF8/A
				(FOR BLACK MUFFLER)	1	-	-----	1056805 TAF5/A, TXF3/A, TXW1
				(FOR BLACK MUFFLER)	(1)	-	-----	BAF, BAF/A, BDW, BDW/A, BXC, BXF, BXF/A, BXF5, BXF5/A, BXF9, BXF9/A TAF, TAF/A, TAX1, TAX1/A, TDW, TDW/A, TWF6, TWF6/A, TXF, TXF/A, TXF4 TXF4/A, TXF5, TXF5/A, TXF9, TXF9/A, TXW, TXW/A, VXE1, VXE1/A, VXE2 VXE2/A, VXE4, VXE4/A
				(FOR BLACK MUFFLER)	(1)	-	-----	1056805 BXC/A, TAX1/A, TDW1, TKW, TKW1, VAY
				(FOR BLACK MUFFLER)	-	(1)		
		T	18321-ZJ1-000	PROTECTOR, MUFFLER (HIGH) (FUTABA)	1	-	-----	TWD
				(FOR SILVER MUFFLER)	1	-	-----	TAF5, TAF5/A, TW1, TXF3, TXF3/A, TXF7, TXF7/A, TXF8, TXF8/A, TXW1
				(FOR SILVER MUFFLER)	(1)	-	-----	BAF, BAF/A, BDW, BDW/A, BXC, BXC/A, BXF, BXF/A, BXF5, BXF5/A, BXF9 BXF9/A, TAF, TAF/A, TAX1, TAX1/A, TDW, TDW/A, TDW1, TKW, TKW1, TWF6 TWF6/A, TXF, TXF/A, TXF4, TXF4/A, TXF5, TXF5/A, TXF9, TXF9/A, TXW TXW/A, VAY, VXE1, VXE1/A, VXE2, VXE2/A, VXE4, VXE4/A
				(FOR SILVER MUFFLER)	-	(1)		

NOTE A:PART NO. CHANGE D:NEWLY PROVIDED E:PART NO.DELETION K:REQUIRED NO. CORRECTION L:APPLICATION SERIAL NO. CORRECTION  
T:APPLICATION CORRECTION Z:REMARKS CHANGE



## PARTS CATALOGUE NEWS

BOOKNo. : 13ZN10E4

Block No.	Ref. No.	Note	Part No.	Description	Reqd. QTY		Serial No.	Parts catalogue code
					Gx670 (1)	(2)		
	9	T	18355-ZJ1-000	ARRESTER, SPARK (FOR SILVER MUFFLER)	1	-	-----	TAF5, TW1, TXF3, TXF7, TXF7/A, TXF8, TXF8/A
					(1)	-	-----	TWD
				(FOR SILVER MUFFLER)	(1)	-	-----	BAF, BAF/A, BDW, BDW/A, BXC, BXC/A, BXF, BXF/A, BXF5, BXF5/A, BXF9, BXF9/A, TAF, TAF/A, TAF5/A, TAX1, TAX1/A, TDW, TDW/A, TDW1, TKW, TKW1, TWF6, TWF6/A, TXF, TXF/A, TXF3/A, TXF4, TXF4/A, TXF5, TXF5/A, TXF9, TXF9/A, TXW, TXW/A, TXW1, VAY, VXE1, VXE1/A, VXE2, VXE2/A, VXE4, VXE4/A
				(FOR SILVER MUFFLER)	-	(1)		
	10	E	90050-ZE1-000	*PARTS NO. DELETION				
		D	93901-250J0	SCREW, TAPPING, 5X8 (FOR SILVER MUFFLER)	1	-	-----	TAF5, TW1, TXF3, TXF7, TXF7/A, TXF8, TXF8/A
					(1)	-	-----	TWD
				(FOR SILVER MUFFLER)	(1)	-	-----	BAF, BAF/A, BDW, BDW/A, BXC, BXC/A, BXF, BXF/A, BXF5, BXF5/A, BXF9, BXF9/A, TAF, TAF/A, TAF5/A, TAX1, TAX1/A, TDW, TDW/A, TDW1, TKW, TKW1, TWF6, TWF6/A, TXF, TXF/A, TXF3/A, TXF4, TXF4/A, TXF5, TXF5/A, TXF9, TXF9/A, TXW, TXW/A, TXW1, VAY, VXE1, VXE1/A, VXE2, VXE2/A, VXE4, VXE4/A
				(FOR SILVER MUFFLER)	-	(1)		
	11	D	18300-ZJ1-890	MUFFLER ASSY. (HIGH-L) (FUTABA) (SILVER MUFFLER)	1	-	-----	TAF5, TW1, TXF3, TXF7, TXF7/A, TXF8, TXF8/A
					1	-	-----	1056805 TAF5/A, TXF3/A, TXW1
					(1)	-	-----	BAF, BAF/A, BDW, BDW/A, BXC, BXF, BXF/A, BXF5, BXF5/A, BXF9, BXF9/A, TAF, TAF/A, TAX1, TDW, TDW/A, TWF6, TWF6/A, TXF, TXF/A, TXF4, TXF4/A, TXF5, TXF5/A, TXF9, TXF9/A, TXW, TXW/A, VXE1, VXE1/A, VXE2, VXE2/A, VXE4, VXE4/A
					(1)	-	-----	1056805 BXC/A, TAX1/A, TDW1, TKW, TKW1, VAY
					-	(1)		

NOTE A:PART NO. CHANGE D:NEWLY PROVIDED E:PART NO.DELETION K:REQUIRED NO. CORRECTION L:APPLICATION SERIAL NO. CORRECTION  
T:APPLICATION CORRECTION Z:REMARKS CHANGE



# PARTS CATALOGUE NEWS

Honda Motor Co., Ltd. Service Division

## PARTS CATALOGUE - CORRECTED

Printed in Japan

CODE NO.	BOOKLET TYPE	13ZN10E4
	MICRO- FICHE	13ZN10ED/FD
PARTS CATALOGUE NEWS	GX670 GX670 [PROPANE ENGINE]	
NEWS NO.	042	

Block No.	Ref. No.	Note	Part No.	Description	Reqd. QTY		Serial No.	Parts catalogue code	
					(1)	(2)			
E-16	1	Z	18310-ZN1-003	MUFFLER COMP. (HIGH-R) (NELSON) (BLACK MUFFLER) (SHIFT18300-ZJ1-880)	(1)	-	-----	BAF, BAF/A, BDW, BDW/A, BXC, BXC/A, BXF, BXF/A, BXF5, BXF5/A, BXF9, BXF9/A, TAF, TAF/A, TAX1, TAX1/A, TDW, TDW/A, TDW1, TKW, TKW1, TWF6, TWF6/A, TXF, TXF/A, TXF3, TXF3/A, TXF4, TXF4/A, TXF5, TXF5/A, TXF8, TXF8/A, TXF9, TXF9/A, TXW, TXW/A, TXW1, VAY, VXE1, VXE1/A, VXE2, VXE2/A, VXE4, VXE4/A	
				(SHIFT18300-ZJ1-880)	-	(1)			
E-16-1	1	Z	18310-ZN1-801	MUFFLER COMP. (HIGH-L) (NELSON) (BLACK MUFFLER) (SHIFT18300-ZJ1-890)	1	-	-----	1005576 TAF5, TXF3, TXF8	
				(SHIFT18300-ZJ1-890)	(1)	-	-----	1005576 BAF, BDW, BXF, BXF5, BXF9, TAF, TDW, TXF, TXF4, TXF5, TXF9	
				(SHIFT18300-ZJ1-890)	1	-	-----	-----	TW1, TXF7, TXF7/A, TXF8/A
				(SHIFT18300-ZJ1-890)	1	-	-----	1056805	TAF5/A, TXF3/A, TXW1
				(SHIFT18300-ZJ1-890)	1	-	1005577	-----	TAF5, TXF3, TXF8
		Z	18310-ZN1-802	(SHIFT18300-ZJ1-890)	(1)	-	-----	-----	BAF/A, BDW/A, BXC, BXF/A, BXF5/A, BXF9/A, TAF/A, TAX1, TDW/A, TWF6, TWF6/A, TXF/A, TXF4/A, TXF5/A, TXF9/A, TXW, TXW/A, VXE1, VXE1/A, VXE2, VXE2/A, VXE4, VXE4/A
				(SHIFT18300-ZJ1-890)					

NOTE A:PART NO. CHANGE D:NEWLY PROVIDED E:PART NO. DELETION K:REQUIRED NO. CORRECTION L:APPLICATION SERIAL NO. CORRECTION  
T:APPLICATION CORRECTION Z:REMARKS CHANGE



## PARTS CATALOGUE NEWS

BOOKNo. : 13ZN10E4

Block No.	Ref. No.	Note	Part No.	Description	Reqd. QTY		Serial No.	Parts catalogue code
					GX670 (1)	(2)		
				(SHIFT18300-ZJ1-890)	(1)	-	----- 1056805	BXC/A, TAX1/A, TDW1, TKW, TKW1, VAY
				(SHIFT18300-ZJ1-890)	(1)	-	1005577 -----	BAF, BDW, BXF, BXF5, BXF9, TAF, TDW, TXF, TXF4, TXF5, TXF9
				(SHIFT18300-ZJ1-890)	-	(1)		

NOTE A:PART NO. CHANGE D:NEWLY PROVIDED E:PART NO. DELETION K:REQUIRED NO. CORRECTION L:APPLICATION SERIAL NO. CORRECTION  
T:APPLICATION CORRECTION Z:REMARKS CHANGE



# PARTS CATALOGUE NEWS

Honda Motor Co., Ltd. Service Division

## PARTS CATALOGUE - CORRECTED

Printed in Japan

CODE NO.	BOOKLET TYPE	13ZN10E4
	MICRO-FICHE	13ZN10ED/FD
PARTS CATALOGUE NEWS	GX670 GX670 [PROPANE ENGINE]	
NEWS NO.	043	

Block No.	Ref. No.	Note	Part No.	Description	Reqd. QTY		Serial No.	Parts catalogue code
					(1)	(2)		
E-15-1	11		17251-ZJ1-850	TUBE, AIR CLEANER CONNECTING .	1	-	-----	TXA2, TXA2/A
					1	-	1055179 1757040	TW1
		A	17251-ZJ1-851	.....	1	-	1757041 -----	TW1

NOTE A:PART NO. CHANGE D:NEWLY PROVIDED E:PART NO. DELETION K:REQUIRED NO. CORRECTION L:APPLICATION SERIAL NO. CORRECTION  
T:APPLICATION CORRECTION Z:REMARKS CHANGE

February 01, 2009



# PARTS CATALOGUE NEWS

Honda Motor Co., Ltd. Service Division

## PARTS CATALOGUE - CORRECTED

Printed in Japan

CODE NO.	BOOKLET TYPE	13ZN10E4
	MICRO-FICHE	13ZN10ED/FD
PARTS CATALOGUE NEWS	GX670 GX670 [PROPANE ENGINE]	
NEWS NO.	044	

Block No.	Ref. No.	Note	Part No.	Description	Reqd. QTY		Serial No.	Parts catalogue code
					(1)	(2)		
E-28	11	D	87114-ZH7-821	LABEL, WARNING (NOT CERTIFIED FOR SALE)	-	1	1016387 -----	VXC/A, VXC2/A

NOTE A:PART NO. CHANGE D:NEWLY PROVIDED E:PART NO. DELETION K:REQUIRED NO. CORRECTION L:APPLICATION SERIAL NO. CORRECTION  
T:APPLICATION CORRECTION Z:REMARKS CHANGE



## PARTS CATALOGUE NEWS

Honda Motor Co., Ltd. Service Division

Printed in Japan

February 23, 2009

CODE NO.	BOOKLET TYPE	13ZN10E4
	MICRO- FICHE	13ZN10ED/FD
PARTS CATALOGUE NEWS	GX670 GX670 [PROPANE ENGINE]	
NEWS NO.	045	

### **GX670-BAFH,TAFH,VAYH and VXEH types sales information**

NOTE: This Parts Catalogue News explains only the parts of the different model that are produced to conform to addition of the GX670-BAFH,TAFH,VAYH and VXEH types.

As for the parts not listed on this Parts Catalogue News, use the parts of the GX670-BAF/A,TAF/A,VAY and VXE1/A types.

• **Models, parts catalogue codes and applicable serial numbers**

Model	Type		Parts catalogue type	Applicable engine serial No.	Applicable carburetor identification No.
GX670	BAF	Base type	BAF/A	GCAM-1050001~ 9999999	BK01A A
	BAFH	Additional type	BAFH	GCAM-1050001~	BK01A B
	TAF	Base type	TAF/A	GCAM-1050001~ 9999999	BK01A A
	TAFH	Additional type	TAFH	GCAM-1050001~	BK01A B
	VAY	Base type	VAY		
	VAYH	Additional type	VAYH		
	VXE1	Base type	VXE1/A	GCAM-1050001~ 9999999	BK01B B
	VXEH	Additional type	VXEH	GCAM-1050001~	BK01B C/D

• Features of each type		Base type	Additional type	Base type	Additional type	Base type	Additional type	Base type	Additional type
		GX670							
Specifications		BAF	BAFH	TAF	TAFH	VAY	VAYH	VXE1	VXEH
Crankshaft	28.575mm Ø Straight			●	●				
	36.5mm Ø Straight	●	●						
	5/16" Ø Tapered					●	●	●	●
	3/8" Ø Tapered								
Air cleaner	Standard	●	●	●	●	●	●	●	●
	Snorkel								
Muffler	High-R	(●)	(●)	(●)	(●)	(●)	(●)	(●)	(●)
	High-L	(●)	(●)	(●)	(●)	(●)	(●)	(●)	(●)
Oil alert								●	●
Recoil starter									
Oil cooler		●	●	●	●	●	●	●	●
Control box		●	●	●	●	●	●	●	●
Winter kit									

## PARTS CATALOGUE NEWS

BOOKNo. : 13ZN10E4

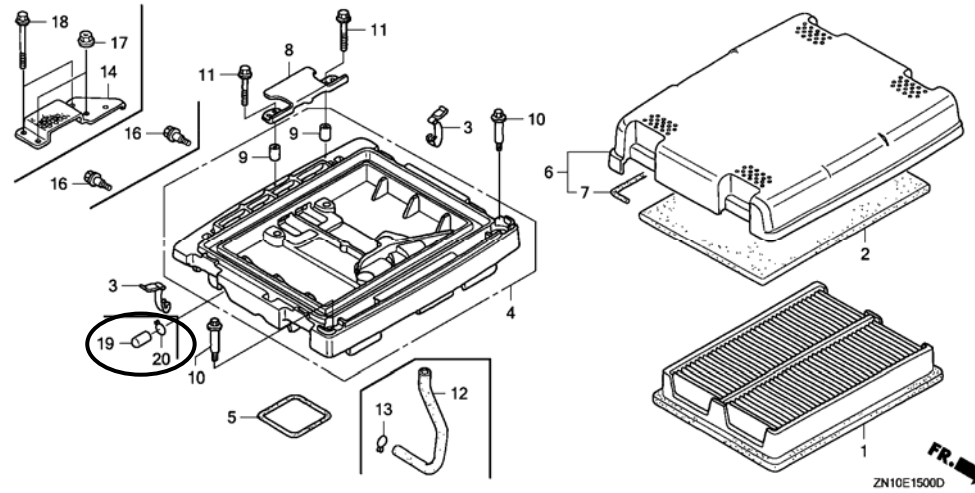
Block No.	Ref. No.	Part No.	Description	Reqd. QTY		Base Part No.	Parts catalogue code
				GX670 (1)	(2)		
E-3	1	12000-ZN1-415	BARREL ASSY., CYLINDER .....	1	-	12000-ZN1-405	BAFH, TAFH
		12000-ZN1-416	.....	1	-	12000-ZN1-406	VXEH
	9	35480-ZJ1-842	SWITCH ASSY., OIL LEVEL .....	1	-	35480-ZJ1-841	VXEH
	10	35490-Z6D-003	SWITCH ASSY., OIL PRESSURE ...	1	-	37240-ZG5-004	BAFH, TAFH
	11	90002-ZW2-F01	SCREW-WASHER, 4X8 .....	1	-	90002-ZG5-004	BAFH, TAFH
E-8	1	13010-Z5H-004	RING SET, PISTON (STD.) (TEIKOKU)	2	-	13010-ZJ1-841	BAFH, TAFH, VXEH
		13011-Z5H-004	RING SET, PISTON (0.25) (TEIKOKU)	(2)	-	13011-ZJ1-841	BAFH, TAFH, VXEH
		13012-Z5H-004	RING SET, PISTON (0.50) (TEIKOKU)	(2)	-	13012-ZJ1-841	BAFH, TAFH, VXEH
		13013-Z5H-004	RING SET, PISTON (0.75) (TEIKOKU)	(2)	-	13013-ZJ1-841	BAFH, TAFH, VXEH
	2	13101-ZN1-010	PISTON (STD.) .....	2	-	13101-ZN1-000	BAFH, TAFH, VXEH
		13102-ZN1-010	PISTON (0.25) .....	(2)	-	13102-ZN1-000	BAFH, TAFH, VXEH
		13103-ZN1-010	PISTON (0.50) .....	(2)	-	13103-ZN1-000	BAFH, TAFH, VXEH
		13104-ZN1-010	PISTON (0.75) .....	(2)	-	13104-ZN1-000	BAFH, TAFH, VXEH
E-9	10	14730-ZJ1-842	LIFTER ASSY., VALVE .....	1	-	14730-ZJ1-841	BAFH, TAFH, VXEH
E-12	3	COVER, FAN *NH1*..... BLACK	0	-	19611-ZJ1-840ZA	BAFH, TAFH, VXEH	
		9	34150-ZJ1-843	ALERT UNIT, OIL .....	1	-	34150-ZJ1-842
E-14	10	16100-ZN1-802	CARBURETOR ASSY. (BK01A B) ...	1	-	16100-ZN1-801	BAFH, TAFH
		16100-ZN1-813	CARBURETOR ASSY. (BK01B C/D) .	1	-	16100-ZN1-812	VXEH
	42	16140-ZN1-004	FILTER ASSY., AIR VENT .....	(1)	-		BAFH, TAFH, VXEH

PARTS CATALOGUE NEWS

BOOKNo. : 13ZN10E4

Block No.	Ref. No.	Part No.	Description	Reqd. QTY	Base Part No.	Parts catalogue code
-----------	----------	----------	-------------	-----------	---------------	----------------------

E-15 AIR CLEANER (STANDARD)



E-15	4	17220-Z6G-000	CASE COMP., AIR CLEANER .....	1 -	17220-ZN1-000	BAFH, TAFH, VXEH
	19	90634-ZL8-H00	CAP, SEALING .....	1 -		BAFH, TAFH, VXEH
	20	95002-02100	CLIP, TUBE (B10) .....	1 -		BAFH, TAFH, VXEH
E-16	1	MUFFLER COMP. (HIGH-R) (NELSON) (BLACK MUFFLER) (SHIFT18300-ZJ1-880)		(0) -	18310-ZN1-003	
	2	PROTECTOR, MUFFLER (HIGH) (FOR BLACK MUFFLER) (NELSON)		(0) -	18321-ZN1-003	
	3	STAY, MUFFLER (HIGH) (FOR BLACK MUFFLER)		(0) -	18338-ZJ1-841	
	4	ARRESTER, SPARK (FOR BLACK MUFFLER)		(0) -	18355-ZN1-003	
	5	SCREW (NELSON) (FOR BLACK MUFFLER)		(0) -	90009-ZJ1-801	



## PARTS CATALOGUE NEWS

BOOKNo. : 13ZN10E4

Block No.	Ref. No.	Part No.	Description	Reqd. QTY		Base Part No.	Parts catalogue code
				(1)	(2)		
E-16-1	1		MUFFLER COMP. (HIGH-L) (NELSON) (BLACK MUFFLER) (SHIFT18300-ZJ1-890)	(0)	-	18310-ZN1-802	BAFH, TAFH, VXEH
	2		PROTECTOR, MUFFLER (HIGH) (NELSON) (FOR BLACK MUFFLER)	(0)	-	18321-ZN1-003	BAFH, TAFH, VXEH
	3		STAY, MUFFLER (HIGH) (FOR BLACK MUFFLER)	(0)	-	18338-ZJ1-841	BAFH, TAFH, VXEH
	4		ARRESTER, SPARK (FOR BLACK MUFFLER)	(0)	-	18355-ZN1-003	BAFH, TAFH, VXEH
	5		SCREW (NELSON) (FOR BLACK MUFFLER)	(0)	-	90009-ZJ1-801	BAFH, TAFH, VXEH
	11	18300-ZJ1-890	MUFFLER ASSY. (HIGH-L) (FUTABA) (SILVER MUFFLER)	(1)	-		VAYH
E-18	17	95003-25015-20	TUBE, VINYL, 9X11X150 (95003-25001-10M)	1	-		BAFH, TAFH, VXEH
E-19	5	31110-ZJ1-850	FLYWHEEL COMP. ....	1	-	31110-ZJ1-840	VXEH
E-20	1	30500-ZJ1-845	COIL ASSY., IGNITION .....	1	-	30500-ZJ1-844	BAFH, TAFH, VXEH
	3	30550-ZJ1-845	COIL ASSY., IGNITION .....	1	-	30550-ZJ1-844	BAFH, TAFH, VXEH
	5	31630-ZJ1-013	COIL ASSY., CHARGE (12V/3A) ..	1	-		VXEH
	6	31740-ZJ1-862	DIODE ASSY., ENGINE STOP .....	1	-	31740-ZJ1-861	BAFH, TAFH, VXEH
	9	90014-ZE6-000	BOLT, FLANGE, 6X35 (CT200) ....	2	-		VXEH
	12		COIL ASSY., CHARGE (12V/20A) .	0	-	31630-ZJ1-801	VXEH
			31630-ZJ1-802 .....	1	-	31630-ZJ1-801	BAFH, TAFH
	13		BOLT, FLANGE, 6X32 (CT200) ....	0	-	90031-ZE1-000	VXEH
E-21	3	31200-ZJ1-842	MOTOR ASSY., STARTER .....	1	-	31200-ZJ1-841	BAFH, TAFH, VXEH
	5	31204-ZJ1-H02	SWITCH ASSY., MAGNET .....	1	-	31204-ZJ1-H01	BAFH, TAFH, VXEH
	17	31234-ZJ1-H02	COVER, TERMINAL .....	1	-	31234-ZJ1-H01	BAFH, TAFH, VXEH
E-22-2	4	16550-ZN1-000	ARM COMP., GOVERNOR .....	1	-		VXEH

## PARTS CATALOGUE NEWS

BOOKNo. : 13ZN10E4

Block No.	Ref. No.	Part No.	Description	Reqd. QTY		Base Part No.	Parts catalogue code
				GX670 (1)	(2)		
	18		ARM, GOVERNOR .....	0	-	16551-ZJ1-840	VXEH
E-22-20	1	36337-ZJ1-840	PLATE, SOLENOID .....	1	-		VXEH
	2	36350-ZN1-003	SOLENOID ASSY., ROTARY .....	1	-		VXEH
	3	90202-ZJ1-840	NUT, SPECIAL CAP .....	2	-		VXEH
	4	90654-SA4-003	CLIP, WIRE HARNESS, 6MM(WHITE)	2	-		VXEH
	5	90686-459-711	PURSE, LOCK, 8MM .....	2	-		VXEH
E-23	3		RECTIFIER ASSY., REGULATOR (20A) .....	0	-	31620-ZG5-013	VXEH
		31620-ZG5-033	.....	1	-	31620-ZG5-013	BAFH, TAFH
	5		HARNESS ASSY., SUB WIRE .....	0	-	32105-ZJ1-800	VXEH
	6	32340-Z6D-832	BOX ASSY., CONTROL .....	1	-	32340-ZJ1-842	BAFH, TAFH, VXEH
	10	35100-ZJ1-842	SWITCH ASSY., COMBINATION ....	1	-	35100-ZJ1-841	
	13	87529-Z4S-820	MARK, CONTROL BOX (EXP) .....	1	-	87529-ZE2-861	BAFH, TAFH, VXEH
	20	94001-04390-0S	NUT, HEX., 4MM .....	1	-	94001-04080-0S	BAFH, TAFH, VXEH
	25	31710-ZJ1-812	RECTIFIER ASSY. (10A) .....	1	-		VXEH
	26	95701-06032-00	BOLT, FLANGE, 6X32 .....	1	-		VXEH
E-28	1		EMBLEM (24.0) .....	0	-	87101-ZN1-010	BAFH, TAFH, VXEH
	2		LABEL, SPECIFICATION (GX670) .	0	-	87152-ZN1-010	BAFH, TAFH, VXEH
	4		MARK, OIL ALERT (ENGLISH) ....	0	-	87532-ZH8-810	VXEH
	5	87532-ZH7-800	MARK, THROTTLE INDICATION ....	1	-	87532-ZJ1-840	BAFH, TAFH
	11	87114-ZH7-000	LABEL, WARNING (NOT CERTIFIED FOR SALE)	1	-		BAFH, TAFH, VXEH
	15	87516-ZK6-000	MARK, OPERATOR CAUTION .....	1	-		
	17	87101-ZN1-020	EMBLEM (GX670) .....	1	-		BAFH, TAFH, VXEH



# PARTS CATALOGUE NEWS

Honda Motor Co., Ltd. Service Division

## PARTS CATALOGUE - CORRECTED

Printed in Japan

CODE NO.	BOOKLET TYPE	13ZN10E4
	MICRO- FICHE	13ZN10ED/FD
PARTS CATALOGUE NEWS	GX670 GX670 [PROPANE ENGINE]	
NEWS NO.	046	

Block No.	Ref. No.	Note	Part No.	Description	Reqd. QTY		Serial No.	Parts catalogue code
					(1)	(2)		
E-3	1		12000-ZN1-001	BARREL ASSY., CYLINDER .....	1	-	----- 1056192	TAX1/A
					1	-	1018014	----- TAX1
					1	-	1056193	----- TAX1/A
		A	12000-ZN1-002	.....	1	-	-----	TAX1/A

NOTE A:PART NO. CHANGE D:NEWLY PROVIDED E:PART NO. DELETION K:REQUIRED NO. CORRECTION L:APPLICATION SERIAL NO. CORRECTION  
T:APPLICATION CORRECTION Z:REMARKS CHANGE



PARTS CATALOGUE NEWS

BOOKNo. : 13ZN10E4

Block No.	Ref. No.	Note	Part No.	Description	Reqd. QTY		Serial No.	Parts catalogue code
					Gx670 (1)	(2)		
			17230-ZN1-820	.....	-	1	-----	VXC, VXC2
					-	1	-----	1016546 VXC/A, VXC2/A
		A	17230-ZN1-821	.....	-	1	1016547 -----	VXC/A, VXC2/A
E-28	11	T	87114-ZH7-000	LABEL, WARNING (NOT CERTIFIED FOR SALE)	1	-	-----	BAFH, BXC/A, TAB/A, TAFH, TAF5/A, TAX1/A, TDW1, TKW, TKW1, TWD TXF3/A, TXW1, VAY, VAYH, VXEH
					1	-	1037552 -----	BXC, TAB, TAF5, TAX1, TXF3
					1	-	1057725 -----	TW1

NOTE A:PART NO. CHANGE D:NEWLY PROVIDED E:PART NO.DELETION K:REQUIRED NO. CORRECTION L:APPLICATION SERIAL NO. CORRECTION  
T:APPLICATION CORRECTION Z:REMARKS CHANGE



# PARTS CATALOGUE NEWS

Honda Motor Co., Ltd. Service Division

## PARTS CATALOGUE - CORRECTED

Printed in Japan

CODE NO.	BOOKLET TYPE	13ZN10E4
	MICRO- FICHE	13ZN10ED/FD
PARTS CATALOGUE NEWS	GX670 GX670 [PROPANE ENGINE]	
NEWS NO.	048	

Block No.	Ref. No.	Note	Part No.	Description	Reqd. QTY		Serial No.	Parts catalogue code
					GX670 (1)	(2)		
E-18	3	T	16851-ZN1-000	TUBE, FUEL .....	1	-	-----	BAF, BAF/A, BAFH, BDW, BDW/A, BXC, BXC/A, BXF, BXF/A, BXF5, BXF5/A, BXF9, BXF9/A, TAB, TAB/A, TAF, TAF/A, TAFH, TAX1, TAX1/A, TDW, TDW/A, TDW1, TKW, TKW1, TWF6, TWF6/A, TXA2, TXA2/A, TXF, TXF/A, TXF2, TXF2/A, TXF3, TXF3/A, TXF4, TXF4/A, TXF5, TXF5/A, TXF7, TXF7/A, TXF8, TXF8/A, TXF9, TXF9/A, TXW, TXW/A, VAB2, VAB2/A, VAY, VAYH, VXEH, VXE1, VXE1/A, VXE2, VXE2/A, VXE4, VXE4/A
					1	-	1009898	TAF5
					1	-	1057441	TXW1
	4	T	16852-ZJ1-840	TUBE B, FUEL .....	1	-	-----	BAF, BAF/A, BAFH, BDW, BDW/A, BXC, BXC/A, BXF, BXF/A, BXF5, BXF5/A, BXF9, BXF9/A, TAB, TAB/A, TAF, TAF/A, TAFH, TAX1, TAX1/A, TDW, TDW/A, TDW1, TKW, TKW1, TWF6, TWF6/A, TXF, TXF/A, TXF2, TXF2/A, TXF3, TXF3/A, TXF4, TXF4/A, TXF5, TXF5/A, TXF7, TXF7/A, TXF8, TXF8/A, TXF9, TXF9/A, TXW, TXW/A, VAB2, VAB2/A, VAY, VAYH, VXEH, VXE1, VXE1/A, VXE2, VXE2/A, VXE4, VXE4/A
					1	-	1009898	TAF5
	L	16851-Z6G-013	TUBE, FUEL (FKM) .....	1	-	1056543	1057440	TXW1
				1	-	1056543	1057440	TXW1
	L	16855-Z6C-842	TUBE COMP. B, FUEL (FKM) .....	1	-	1056543	1057440	TXW1

NOTE A:PART NO. CHANGE D:NEWLY PROVIDED E:PART NO.DELETION K:REQUIRED NO. CORRECTION L:APPLICATION SERIAL NO. CORRECTION  
T:APPLICATION CORRECTION Z:REMARKS CHANGE

PARTS CATALOGUE NEWS

BOOKNo. : 13ZN10E4

Block No.	Ref. No.	Note	Part No.	Description	Reqd. QTY		Serial No.	Parts catalogue code
					GX670 (1)	(2)		
E-28	4		87532-ZH8-810	MARK, OIL ALERT (ENGLISH) ....	1	1	-----	BXC, BXC/A, BXF, BXF/A, TWF6, TWF6/A, TXA2, TXA2/A, TXF, TXF/A, TXF2, TXF2/A, TXF7, TXF7/A, TXF8, TXF8/A, TXW, TXW/A, VXC2, VXE1, VXE1/A, VXE2, VXE2/A
					-	1	-----	1016258 VXC2/A
		A	87530-ZL8-850	.....	-	1	1016259	----- VXC2/A

NOTE A:PART NO. CHANGE D:NEWLY PROVIDED E:PART NO. DELETION K:REQUIRED NO. CORRECTION L:APPLICATION SERIAL NO. CORRECTION  
T:APPLICATION CORRECTION Z:REMARKS CHANGE



# PARTS CATALOGUE NEWS

Honda Motor Co., Ltd. Service Division

## PARTS CATALOGUE - CORRECTED

Printed in Japan

CODE NO.	BOOKLET TYPE	13ZN10E4
	MICRO-FICHE	13ZN10ED/FD
PARTS CATALOGUE NEWS	GX670 GX670 [PROPANE ENGINE]	
NEWS NO.	049	

Block No.	Ref. No.	Note	Part No.	Description	Reqd. QTY		Serial No.	Parts catalogue code	
					GX670 (1)	(2)			
E-16-1	1	L	18310-ZN1-802	MUFFLER COMP. (HIGH-L) (NELSON) (BLACK MUFFLER)	1	-	-----	TXF7, TXF7/A, TXF8/A	
				(SHIFT18300-ZJ1-890)	1	-	-----	1056805 TAF5/A, TXF3/A, TXW1	
				(SHIFT18300-ZJ1-890)	1	-	-----	1057724 TW1	
				(SHIFT18300-ZJ1-890)	1	-	1005577	-----	TAF5, TXF3, TXF8
				(SHIFT18300-ZJ1-890)	(1)	-	-----	BAF/A, BDW/A, BXC, BXF/A, BXF5/A, BXF9/A, TAF/A, TAX1, TDW/A, TWF6 TWF6/A, TXF/A, TXF4/A, TXF5/A, TXF9/A, TXW, TXW/A, VXE1, VXE1/A VXE2, VXE2/A, VXE4, VXE4/A	
				(SHIFT18300-ZJ1-890)	(1)	-	-----	1056805 BXC/A, TAX1/A, TDW1, TKW, TKW1, VAY	
				(SHIFT18300-ZJ1-890)	(1)	-	1005577	-----	BAF, BDW, BXF, BXF5, BXF9, TAF, TDW, TXF, TXF4, TXF5, TXF9
				(SHIFT18300-ZJ1-890)	-	(1)			
	2	D	18321-ZJ1-010	PROTECTOR, MUFFLER (HIGH) (FUTABA)	1	-	1057725	-----	TW1
	3	L	18338-ZJ1-841	STAY, MUFFLER (HIGH) (FOR BLACK MUFFLER)	1	-	-----	-----	TAF5, TXF3, TXF7, TXF7/A, TXF8, TXF8/A

NOTE A:PART NO. CHANGE D:NEWLY PROVIDED E:PART NO. DELETION K:REQUIRED NO. CORRECTION L:APPLICATION SERIAL NO. CORRECTION  
T:APPLICATION CORRECTION Z:REMARKS CHANGE



PARTS CATALOGUE NEWS

BOOKNo. : 13ZN10E4

Block No.	Ref. No.	Note	Part No.	Description	Reqd. QTY		Serial No.	Parts catalogue code
					GX670 (1)	(2)		
				(FOR BLACK MUFFLER)	1	-	----- 1056805	TAF5/A, TXF3/A, TXW1
				(FOR BLACK MUFFLER)	1	-	----- 1057724	TW1
				(FOR BLACK MUFFLER)	(1)	-	-----	BAF, BAF/A, BDW, BDW/A, BXC, BXF, BXF/A, BXF5, BXF5/A, BXF9, BXF9/A, TAF, TAF/A, TAX1, TDW, TDW/A, TWF6, TWF6/A, TXF, TXF/A, TXF4, TXF4/A, TXF5, TXF5/A, TXF9, TXF9/A, TXW, TXW/A, VXE1, VXE1/A, VXE2, VXE2/A, VXE4, VXE4/A
				(FOR BLACK MUFFLER)	(1)	-	----- 1056805	BXC/A, TAX1/A, TDW1, TKW, TKW1, VAY
				(FOR BLACK MUFFLER)	-	(1)		
	11	D	18300-ZJ1-891	MUFFLER ASSY. (HIGH-L) .....	1	-	1057725 -----	TW1

NOTE A:PART NO. CHANGE D:NEWLY PROVIDED E:PART NO.DELETION K:REQUIRED NO. CORRECTION L:APPLICATION SERIAL NO. CORRECTION  
T:APPLICATION CORRECTION Z:REMARKS CHANGE



# PARTS CATALOGUE NEWS

Honda Motor Co., Ltd. Service Division

## PARTS CATALOGUE - CORRECTED

Printed in Japan

CODE NO.	BOOKLET TYPE	13ZN10E4
	MICRO-FICHE	13ZN10ED/FD
PARTS CATALOGUE NEWS	GX670 GX670 [PROPANE ENGINE]	
NEWS NO.	050	

Block No.	Ref. No.	Note	Part No.	Description	Reqd. QTY		Serial No.	Parts catalogue code
					GX670 (1)	(2)		
E-28	4		87532-ZH8-000	MARK, OIL ALERT .....	1	-	-----	TXF3
					1	-	-----	1054716 TXF3/A
		L	87532-ZH8-810	MARK, OIL ALERT (ENGLISH) ....	1	1	-----	BXC, BXF, BXF/A, TWF6, TWF6/A, TXA2, TXA2/A, TXF, TXF/A, TXF2 TXF2/A, TXF7, TXF7/A, TXF8, TXF8/A, TXW, TXW/A, VXC2, VXE1, VXE1/A VXE2, VXE2/A
					1	-	-----	1054718 BXC/A
					-	1	-----	1016258 VXC2/A
		A	87530-ZL8-810	MARK, OIL ALERT .....	1	-	1054717	----- TXF3/A
		T	87530-ZL8-850	MARK, OIL ALERT (ENGLISH) ....	1	-	1054719	----- BXC/A
					-	1	1016259	----- VXC2/A

NOTE A:PART NO. CHANGE D:NEWLY PROVIDED E:PART NO.DELETION K:REQUIRED NO. CORRECTION L:APPLICATION SERIAL NO. CORRECTION  
T:APPLICATION CORRECTION Z:REMARKS CHANGE